

# SOCON

**2017  
BASEBALL**







# ADIZERO **DIPPED**





## 2017 Southern Conference Baseball Media Guide

### On the inside

<b>2017 composite schedule</b> .....	2-4
<b>2017 Southern Conference Championship</b> .....	5
<b>Southern Conference</b>	
History .....	6-10
SoCon Principles .....	11
Hall of Fame .....	12-13
Commissioner John Iamarino .....	14
Staff .....	15
Media Relations .....	16
<b>Teams</b>	
The Citadel .....	18-19
ETSU .....	20-21
Furman .....	22-23
Mercer .....	24-25
UNCG .....	26-27
Samford .....	28-29
VMI .....	30-31
Western Carolina .....	32-33
Wofford .....	34-35
<b>2016 year-in-review</b>	
Year-in-review .....	36-37
Team stats .....	38-40
Individual stats .....	41-43
<b>All-time records and honors</b>	
Yearly standings .....	44-48
SoCon Championship results .....	49-51
SoCon in the NCAA tournament .....	52-54
Players/Pitchers of the Week .....	55-57
Players/Pitchers of the Month .....	58
All-conference teams .....	59-64
SoCon all-tournament teams .....	65-66
Annual coaches awards .....	67
Annual media awards .....	68
Regional and national awards .....	69-72
Individual records .....	73-79
Team records .....	80-83
SoCon Championship records .....	84-85
Annual statistical leaders – individual .....	86-90
SoCon Triple Crown winners .....	86
Annual statistical leaders – team .....	90-93
SoCon in the MLB First-Year Player Draft .....	94-97
Coaching records .....	98

### The Southern Conference

702 N. Pine Street  
Spartanburg, SC 29303

Phone: ..... 864-591-5100  
Fax: ..... 864-591-3448  
Website: ..... SoConSports.com

### Conference staff

**John Iamarino** ..... Commissioner  
**Geoff Cabe** ..... Senior Associate Commissioner  
**Sue Arakas** ..... Associate Commissioner  
**Doug King** ..... Associate Commissioner for Compliance  
**Jason Yaman** ..... Associate Commissioner for Media Relations  
**Paul Lollis** ..... Director of Video Productions  
**Jordan Trolinger** ..... Director of Creative Services  
**Ashley Waters** ..... Director of Championships  
**Phil Perry** ..... Assistant Director of Media Relations  
**Neili Akridge** ..... Executive Assistant to the Commissioner  
**Patrick Boling** ..... Media Relations Assistant  
**Connor Griffin** ..... Assistant Director of Championships  
**Sydney Hanes** ..... Operations Assistant  
**Tony Thompson** ..... Coordinator of Officials

### Southern Conference Officers

President: Dr. A.J. Grube, Western Carolina University  
Vice President: Dr. Jameica Hill, Wofford College



### Credits

**Editor:** Phil Perry  
**Design:** Phil Perry  
**Cover:** Phil Perry  
**Editorial assistance:** Jason Yaman and the SoCon baseball SIDs.  
**Online services:** www.issuu.com

# COMPOSITE SCHEDULE

## Feb. 17 (Friday)

Western Carolina vs. St. John's (TicketReturn.com Field; Myrtle Beach, S.C.)	11 a.m.
VMI vs. Appalachian State (Wilmington, N.C.)	12 p.m.
Central Michigan at ETSU	3 p.m.
UNCG at South Carolina	4 p.m.
Wofford at Florida A&M	4 p.m.
Maryland Eastern Shore at Mercer	4 p.m.
Dayton at Furman	4 p.m.
Kansas at The Citadel	4 p.m.
UNC Asheville at Samford	5 p.m.

## Feb. 18 (Saturday)

Dayton at Furman	1 p.m.
Wofford at Florida A&M	1 p.m.
UNCG at South Carolina	2 p.m.
Western Carolina at Coastal Carolina	2 p.m.
VMI at UNCW	2 p.m.
Maryland Eastern Shore at Mercer	2 p.m.
Central Michigan at ETSU	2 p.m.
Virginia at The Citadel	3 p.m.
UNC Asheville at Samford	3 p.m.
VMI vs. Appalachian State (Wilmington, N.C.)	6 p.m.

## Feb. 19 (Sunday)

VMI vs. George Mason (Wilmington, N.C.)	10 a.m.
Maryland Eastern Shore at Mercer	1 p.m.
Central Michigan at ETSU	1 p.m.
Dayton at Furman	1 p.m.
Wofford at Florida A&M	1 p.m.
UNCG at South Carolina	1:30 p.m.
Liberty at The Citadel	2 p.m.
UNC Asheville at Samford	2 p.m.
Western Carolina vs. North Carolina A&T (TicketReturn.com Field; Myrtle Beach, S.C.)	3 p.m.

## Feb. 21 (Tuesday)

Furman at Presbyterian	2 p.m.
Oakland at ETSU	3 p.m.
VMI at Virginia	3 p.m.
UNCG at Wake Forest	4 p.m.
Troy at Samford	5 p.m.
Georgia at Mercer	6 p.m.

## Feb. 22 (Wednesday)

Wofford at Presbyterian	2 p.m.
Oakland at ETSU	3 p.m.
Western Carolina at Clemson	4 p.m.

## Feb. 24 (Friday)

Western Michigan at ETSU	3 p.m.
Bucknell at VMI	3 p.m.
Samford at Florida State	4 p.m.
Marshall at Western Carolina	4 p.m.
Hartford at Mercer	4 p.m.
Michigan State at UNCG	4 p.m.
Monmouth at Furman	4 p.m.
James Madison at Wofford	5 p.m.
Delaware State at The Citadel	5 p.m.

## Feb. 25 (Saturday)

Monmouth at Furman	1 p.m.
Samford at Florida State	2 p.m.
Western Michigan at ETSU	2 p.m.
Marshall at Western Carolina	2 p.m.
Delaware State at The Citadel	2 p.m.
Michigan State at UNCG	2 p.m.
Hartford at Mercer	2 p.m.
Georgetown at Wofford	2 p.m.
Bucknell at VMI	3 p.m.

## Feb. 26 (Sunday)

Samford at Florida State	1 p.m.
Bucknell at VMI	1 p.m.
Delaware State at The Citadel	1 p.m.
Hartford at Mercer	1 p.m.
Monmouth at Furman	1 p.m.
Western Michigan at ETSU	1 p.m.
Michigan State at UNCG	1 p.m.
Marshall at Western Carolina	1 p.m.
UNC Asheville at Wofford	4 p.m.

## Feb. 28 (Tuesday)

NC State at UNCG	4 p.m.
UNC Asheville at Western Carolina	4 p.m.
Wofford at Clemson	4 p.m.
Samford at Auburn	4 p.m.
Furman at USC Upstate	4 p.m.
Presbyterian at The Citadel	5 p.m.
Mercer at Florida A&M	5 p.m.

## March 1 (Wednesday)

William & Mary at VMI	3 p.m.
High Point at UNCG	4 p.m.
Mercer at Florida A&M	4 p.m.
UNC Asheville at Furman	6 p.m.

## March 3 (Friday)

George Washington at VMI	3 p.m.
Maryland Eastern Shore at UNCG	4 p.m.
ETSU at Florida A&M	4 p.m.
Western Carolina at East Carolina	4:30 p.m.
Indiana at Samford	5 p.m.
Pittsburgh at Wofford	5 p.m.
Michigan State at Furman (Fluor Field; Greenville, S.C.)	5 p.m.
The Citadel at College of Charleston	5 p.m.
Mercer at Austin Peay	7 p.m.

## March 4 (Saturday)

Western Carolina vs. Appalachian State (Greenville, N.C.)	12 p.m.
ETSU at Florida A&M	1 p.m.
Maryland Eastern Shore at UNCG	2 p.m.
Mercer at Austin Peay	2 p.m.
George Washington at VMI	2 p.m.
Wright State at Wofford	2 p.m.
College of Charleston at The Citadel	3 p.m.
Indiana at Samford	3 p.m.
ETSU at Florida A&M	4 p.m.
UT Martin at Furman	5 p.m.

## March 5 (Sunday)

Western Carolina vs. St. John's (Greenville, N.C.)	11 a.m.
George Washington at VMI	1 p.m.
Maryland Eastern Shore at UNCG	1 p.m.
The Citadel at College of Charleston	1 p.m.
ETSU at Florida A&M	1 p.m.
Indiana at Samford	2 p.m.
Mercer at Austin Peay	2 p.m.
Presbyterian at Furman (Fluor Field; Greenville, S.C.)	3 p.m.
Wofford at USC Upstate	4 p.m.

## March 6 (Monday)

Western Carolina at NC State	2 p.m.
------------------------------	--------

## March 7 (Tuesday)

Elon at UNCG	4 p.m.
La Salle at Wofford	5 p.m.
Savannah State at Mercer	6 p.m.
Tennessee at ETSU	6:30 p.m.
The Citadel at South Carolina	7 p.m.
Samford at Alabama State	7 p.m.

## March 8 (Wednesday)

Butler at Furman	2 p.m.
Mercer at Savannah State	5 p.m.
Western Carolina at Missouri	5 p.m.
Longwood at Wofford	5 p.m.
Marshall at ETSU	6:30 p.m.
Alabama State at Samford	7 p.m.

## March 10 (Friday)

Quinnipiac at VMI	3 p.m.
Princeton at UNCG	4 p.m.
Monmouth at Wofford	5 p.m.
Western Carolina at Nebraska	5:05 p.m.
Bradley at Mercer	6 p.m.
Stetson at The Citadel	6 p.m.
Gardner-Webb at ETSU	6:30 p.m.
Eastern Illinois at Samford	7 p.m.
Furman at Mississippi	7:30 p.m.

## March 11 (Saturday)

Princeton at UNCG	1 p.m.
Quinnipiac at VMI	2 p.m.
Stetson at The Citadel	2 p.m.
La Salle at Wofford	2 p.m.
Gardner-Webb at ETSU	2 p.m.
Bradley at Mercer	2 p.m.
Furman at Mississippi	2:30 p.m.
Eastern Illinois at Samford	3 p.m.
Western Carolina at Nebraska	3:05 p.m.
Princeton at UNCG	4:30 p.m.

## March 12 (Sunday)

Princeton at UNCG	1 p.m.
Bradley at Mercer	1 p.m.
Stetson at The Citadel	1 p.m.
Gardner-Webb at ETSU	1 p.m.
Quinnipiac at VMI	1 p.m.
Monmouth at Wofford	1 p.m.
Eastern Illinois at Samford	2 p.m.
Western Carolina at Nebraska	2:05 p.m.
Furman at Mississippi	2:30 p.m.

## March 14 (Tuesday)

Mercer at Georgia	6 p.m.
Winthrop at The Citadel	6 p.m.
VMI at Old Dominion	6 p.m.
Radford at ETSU	6:30 p.m.
Samford at Jacksonville State	7 p.m.
South Carolina at Furman (Fluor Field; Greenville, S.C.)	7 p.m.

## March 15 (Wednesday)

VMI at Old Dominion	3 p.m.
Kennesaw State at Western Carolina	5 p.m.
ETSU at UNC Asheville	6 p.m.
USC Upstate at Wofford	6 p.m.
Samford at Alabama	7 p.m.

## March 16 (Thursday)

Lafayette at UNCG	4 p.m.
Dartmouth at The Citadel	6 p.m.



# COMPOSITE SCHEDULE



## March 17 (Friday)

Lafayette at UNCG	1 p.m.
VMI at Elon	4 p.m.
Lafayette at UNCG	4:30 p.m.
Kent State at Western Carolina	5 p.m.
Dartmouth at The Citadel	6 p.m.
ETSU at Miami (Ohio)	6 p.m.
North Carolina A&T at Furman	6 p.m.
Yale at Wofford	6 p.m.
Mercer at East Carolina	6:30 p.m.
Eastern Michigan at Samford	7 p.m.

## March 18 (Saturday)

Kent State at Western Carolina	TBA
Lafayette at UNCG	1 p.m.
Yale at Wofford	2 p.m.
Dartmouth at The Citadel	2 p.m.
VMI at Elon	2 p.m.
Eastern Michigan at Samford	3 p.m.
Mercer at East Carolina	4 p.m.
North Carolina A&T at Furman	4 p.m.
Yale at Wofford	5 p.m.
ETSU at Miami (Ohio)	6 p.m.

## March 19 (Sunday)

Dartmouth at The Citadel	1 p.m.
ETSU at Miami (Ohio)	1 p.m.
North Carolina A&T at Furman	1 p.m.
Mercer at East Carolina	1 p.m.
Yale at Wofford	1 p.m.
Kent State at Western Carolina	1 p.m.
VMI at Elon	1:30 p.m.
Eastern Michigan at Samford	2 p.m.

## March 21 (Tuesday)

Florida A&M at Mercer	6 p.m.
Georgia Southern at The Citadel	6 p.m.
Richmond at VMI	6 p.m.
Furman at Georgia State	6 p.m.
Samford at Troy	7 p.m.

## March 22 (Wednesday)

Florida A&M at Mercer	4 p.m.
Gardner-Webb at Western Carolina	5 p.m.
UNCG vs. North Carolina A&T (NewBridge Bank Park; Greensboro, N.C.)	6 p.m.
VMI at William & Mary	6 p.m.
Winthrop at Wofford	6 p.m.
The Citadel at Georgia Southern	6 p.m.

## March 24 (Friday)

*ETSU at Mercer	6 p.m.
*VMI at The Citadel	6 p.m.
*Western Carolina at UNCG	6 p.m.
*Furman at Wofford	6 p.m.
Samford at Kansas	7:05 p.m.

## March 25 (Saturday)

*ETSU at Mercer	2 p.m.
*VMI at The Citadel	2 p.m.
*Western Carolina at UNCG	3 p.m.
*Furman at Wofford	3 p.m.
Samford at Kansas	3:05 p.m.

## March 26 (Sunday)

*Western Carolina at UNCG	1 p.m.
*VMI at The Citadel	1 p.m.
*ETSU at Mercer	1 p.m.
*Furman at Wofford	1 p.m.
Samford at Kansas	2:05 p.m.

## March 28 (Tuesday)

Georgia Tech at Mercer	6 p.m.
VMI at James Madison	6 p.m.
UNC Asheville at UNCG	6 p.m.
ETSU at Radford	6 p.m.
Furman at Clemson	6:30 p.m.
South Carolina at The Citadel	7 p.m.
Samford at UAB (Regions Field; Birmingham, Ala.)	7:30 p.m.

## March 29 (Wednesday)

Western Carolina vs. UNC Asheville (McCormick Field; Asheville, N.C.)	5 p.m.
Wofford vs. Presbyterian (Fluor Field; Greenville, S.C.)	6 p.m.
VMI at Longwood	6 p.m.

## March 31 (Friday)

Wofford at Villanova	3 p.m.
*The Citadel at Western Carolina	5 p.m.
*Samford at VMI	6 p.m.
*Mercer at Furman	6 p.m.
*UNCG at ETSU	6:30 p.m.

## April 1 (Saturday)

Wofford at Villanova	1 p.m.
*The Citadel at Western Carolina	2 p.m.
*UNCG at ETSU	2 p.m.
*Samford at VMI	4 p.m.
*Mercer at Furman	4 p.m.

## April 2 (Sunday)

*Samford at VMI	12 p.m.
*UNCG at ETSU	1 p.m.
*Mercer at Furman	1 p.m.
Wofford at Villanova	1 p.m.
*The Citadel at Western Carolina	1 p.m.

## April 4 (Tuesday)

Wofford at Navy	3 p.m.
The Citadel at Charleston Southern	6 p.m.
Mercer at Kennesaw State	6 p.m.
Longwood at VMI	6 p.m.
Appalachian State at ETSU	6:30 p.m.
Furman at South Carolina	7 p.m.
Alabama A&M at Samford	7 p.m.

## April 5 (Wednesday)

Old Dominion at VMI	4 p.m.
Western Carolina at Kennesaw State	5 p.m.
Coastal Carolina at The Citadel	6 p.m.
UNCG at North Carolina A&T	6 p.m.
Georgia State at Mercer	6 p.m.

## April 7 (Friday)

*VMI at Wofford	6 p.m.
*Samford at Mercer	6 p.m.
*Furman at UNCG	6 p.m.
*Western Carolina at ETSU	6:30 p.m.

## April 8 (Saturday)

*Western Carolina at ETSU	2 p.m.
*Samford at Mercer	2 p.m.
*Furman at UNCG	3 p.m.
*VMI at Wofford	3 p.m.

## April 9 (Sunday)

*Western Carolina at ETSU	1 p.m.
*Furman at UNCG	1 p.m.
*VMI at Wofford	1 p.m.
*Samford at Mercer	1 p.m.

## April 11 (Tuesday)

Western Carolina at Presbyterian	3 p.m.
UNCG at NC State	6 p.m.
The Citadel at Winthrop	6 p.m.
ETSU at Tennessee	6 p.m.
Wofford at UNC Asheville	6 p.m.
Mercer at Georgia State	6 p.m.
USC Upstate at Furman	6 p.m.
Auburn at Samford	7 p.m.

## April 13 (Thursday)

*Furman at Western Carolina	5 p.m.
*Mercer at VMI	6 p.m.
*Wofford at UNCG	6 p.m.
William & Mary at ETSU	6:30 p.m.
*The Citadel at Samford	7 p.m.

## April 14 (Friday)

*Wofford at UNCG	3 p.m.
*Furman at Western Carolina	5 p.m.
*Mercer at VMI	6 p.m.
William & Mary at ETSU	6:30 p.m.
*The Citadel at Samford	7 p.m.

## April 15 (Saturday)

William & Mary at ETSU	1 p.m.
*Wofford at UNCG	1 p.m.
*Furman at Western Carolina	2 p.m.
*The Citadel at Samford	2 p.m.
*Mercer at VMI	3 p.m.

## April 17 (Monday)

Western Carolina at Charlotte	5 p.m.
-------------------------------	--------

## April 18 (Tuesday)

Mercer at Georgia Tech	6 p.m.
UNCG at High Point	6 p.m.
Charleston Southern at The Citadel	6 p.m.
VMI at VCU	6:30 p.m.
Virginia Tech at ETSU	6:30 p.m.

## April 19 (Wednesday)

Wofford at Winthrop	6 p.m.
Western Carolina at Gardner-Webb	6 p.m.
Presbyterian at Furman	6 p.m.

## April 21 (Friday)

*VMI at Western Carolina	5 p.m.
*Mercer at The Citadel	6 p.m.
*ETSU at Furman	6 p.m.
*Samford at Wofford	6 p.m.
UNCG at Ohio State	6:35 p.m.

## April 22 (Saturday)

*VMI at Western Carolina	2 p.m.
*Mercer at The Citadel	2 p.m.
*Samford at Wofford	3 p.m.
UNCG at Ohio State	3:05 p.m.
*ETSU at Furman	4 p.m.

## April 23 (Sunday)

*ETSU at Furman	1 p.m.
*Mercer at The Citadel	1 p.m.
*Samford at Wofford	1 p.m.
*VMI at Western Carolina	1 p.m.
UNCG at Ohio State	1:05 p.m.



# COMPOSITE SCHEDULE

## April 25 (Tuesday)

ETSU at Appalachian State	5 p.m.
Savannah State at Western Carolina	6 p.m.
Wake Forest at UNCG	6 p.m.
Georgia Southern at Mercer	6 p.m.
Wofford vs. Charleston Southern	6 p.m.
(Lexington County Baseball Stadium; Lexington, S.C.)	
Samford at Alabama A&M	7 p.m.

## April 26 (Wednesday)

Savannah State at Western Carolina	4 p.m.
ETSU vs. Tennessee	6 p.m.
(Smokies Park; Kodak, Tenn.)	
Mercer at Georgia Southern	6 p.m.
Furman at Gardner-Webb	7 p.m.

## April 28 (Friday)

*The Citadel at Furman	6 p.m.
*UNCG at Mercer	6 p.m.
*Wofford at ETSU	6:30 p.m.
VMI at Radford	6:30 p.m.
*Western Carolina at Samford	7 p.m.

## April 29 (Saturday)

*UNCG at Mercer	2 p.m.
*Wofford at ETSU	2 p.m.
*Western Carolina at Samford	3 p.m.
VMI at Radford	4 p.m.
*The Citadel at Furman	4 p.m.

## April 30 (Sunday)

*UNCG at Mercer	1 p.m.
*The Citadel at Furman	1 p.m.
Radford at VMI	1 p.m.
*Wofford at ETSU	1 p.m.
*Western Carolina at Samford	2 p.m.

## May 2 (Tuesday)

VCU at VMI	6 p.m.
UNCG at Elon	6 p.m.
UAB at Samford	7 p.m.

## May 3 (Wednesday)

Gardner-Webb at Furman	6 p.m.
Wofford at South Carolina	7 p.m.

## May 5 (Friday)

*ETSU at The Citadel	4 p.m.
*UNCG at VMI	6 p.m.
*Wofford at Western Carolina	6 p.m.
*Furman at Samford	7 p.m.

## May 6 (Saturday)

*Wofford at Western Carolina	TBA
*ETSU at The Citadel	2 p.m.
*Furman at Samford	3 p.m.
*UNCG at VMI	6 p.m.

## May 7 (Sunday)

*UNCG at VMI	1 p.m.
*ETSU at The Citadel	1 p.m.
*Wofford at Western Carolina	2 p.m.
*Furman at Samford	2 p.m.

## May 9 (Tuesday)

Clemson at Furman	7 p.m.
(Fluor Field; Greenville, S.C.)	
Alabama at Samford	7 p.m.

## May 10 (Wednesday)

Wofford at USC Upstate	6 p.m.
Mercer at Florida State	6 p.m.

## May 12 (Friday)

Western Carolina at Ball State	3 p.m.
*Mercer at Wofford	6 p.m.
*The Citadel at UNCG	6 p.m.
*VMI at Furman	6 p.m.
*Samford at ETSU	6:30 p.m.

## May 13 (Saturday)

Western Carolina at Ball State	1 p.m.
*Samford at ETSU	2 p.m.
*The Citadel at UNCG	3 p.m.
*VMI at Furman	4 p.m.

## May 14 (Sunday)

*VMI at Furman	1 p.m.
*The Citadel at UNCG	1 p.m.
Western Carolina at Ball State	1 p.m.
*Samford at ETSU	1 p.m.
*Mercer at Wofford	2 p.m.
*Mercer at Wofford	5 p.m.

## May 16 (Tuesday)

Presbyterian at Western Carolina	5 p.m.
Jacksonville State at Samford	6 p.m.
Kennesaw State at Mercer	6 p.m.
Furman at Georgia	6 p.m.
UNC Asheville at ETSU	6:30 p.m.
James Madison at VMI	7 p.m.

## May 18 (Thursday)

*Wofford at The Citadel	4 p.m.
*Western Carolina at Mercer	6 p.m.
*UNCG at Samford	6 p.m.
Furman at Belmont	6 p.m.
*ETSU at VMI	6 p.m.

## May 19 (Friday)

*ETSU at VMI	4 p.m.
*Wofford at The Citadel	4 p.m.
Furman at Belmont	6 p.m.
*Western Carolina at Mercer	6 p.m.
*UNCG at Samford	6 p.m.

## May 20 (Saturday)

*Wofford at The Citadel	1 p.m.
*ETSU at VMI	1 p.m.
*Western Carolina at Mercer	2 p.m.
Furman at Belmont	2 p.m.
*UNCG at Samford	2 p.m.

## May 23 (Tuesday)

SoCon Championship presented by Holston Gases	SDN
(Fluor Field; Greenville, S.C.)	
Game 1: #8 seed vs. #9 seed	10 a.m.

## May 24 (Wednesday)

SoCon Championship presented by Holston Gases	SDN
(Fluor Field; Greenville, S.C.)	
Game 2: #4 seed vs. #5 seed	9 a.m.
Game 3: #1 seed vs. Winner Game 1	12:30 p.m.
Game 4: #2 seed vs. #7 seed	4 p.m.
Game 5: #3 seed vs. #6 seed	7:30 p.m.

## May 25 (Thursday)

SoCon Championship presented by Holston Gases	SDN
(Fluor Field; Greenville, S.C.)	
Game 6: Loser Game 2 vs. Loser Game 3	9 a.m.
Game 7: Loser Game 4 vs. Loser Game 5	12:30 p.m.
Game 8: Winner Game 2 vs. Winner Game 3	4 p.m.
Game 9: Winner Game 4 vs. Winner Game 5	7:30 p.m.

## May 26 (Friday)

SoCon Championship presented by Holston Gases	SDN
(Fluor Field; Greenville, S.C.)	
Game 10: Winner Game 7 vs. Loser Game 8	3:30 p.m.
Game 11: Winner Game 6 vs. Loser Game 9	7 p.m.

## May 27 (Saturday)


SoCon Championship presented by Holston Gases	SDN
(Fluor Field; Greenville, S.C.)	
Game 12: Winner Game 8 vs. Winner Game 9	12 p.m.
Game 13: Winner Game 10 vs. Winner Game 11	3:30 p.m.
Game 14: Winner Game 13 vs. Loser Game 12	7 p.m.

## May 28 (Sunday)

SoCon Championship presented by Holston Gases	ESPN3
(Fluor Field; Greenville, S.C.)	
Game 15: Winner Game 12 vs. Winner Game 14	12 p.m.
Game 16: Winner Game 15 vs. Loser Game 15^	40 minutes after Game 15

^ if necessary

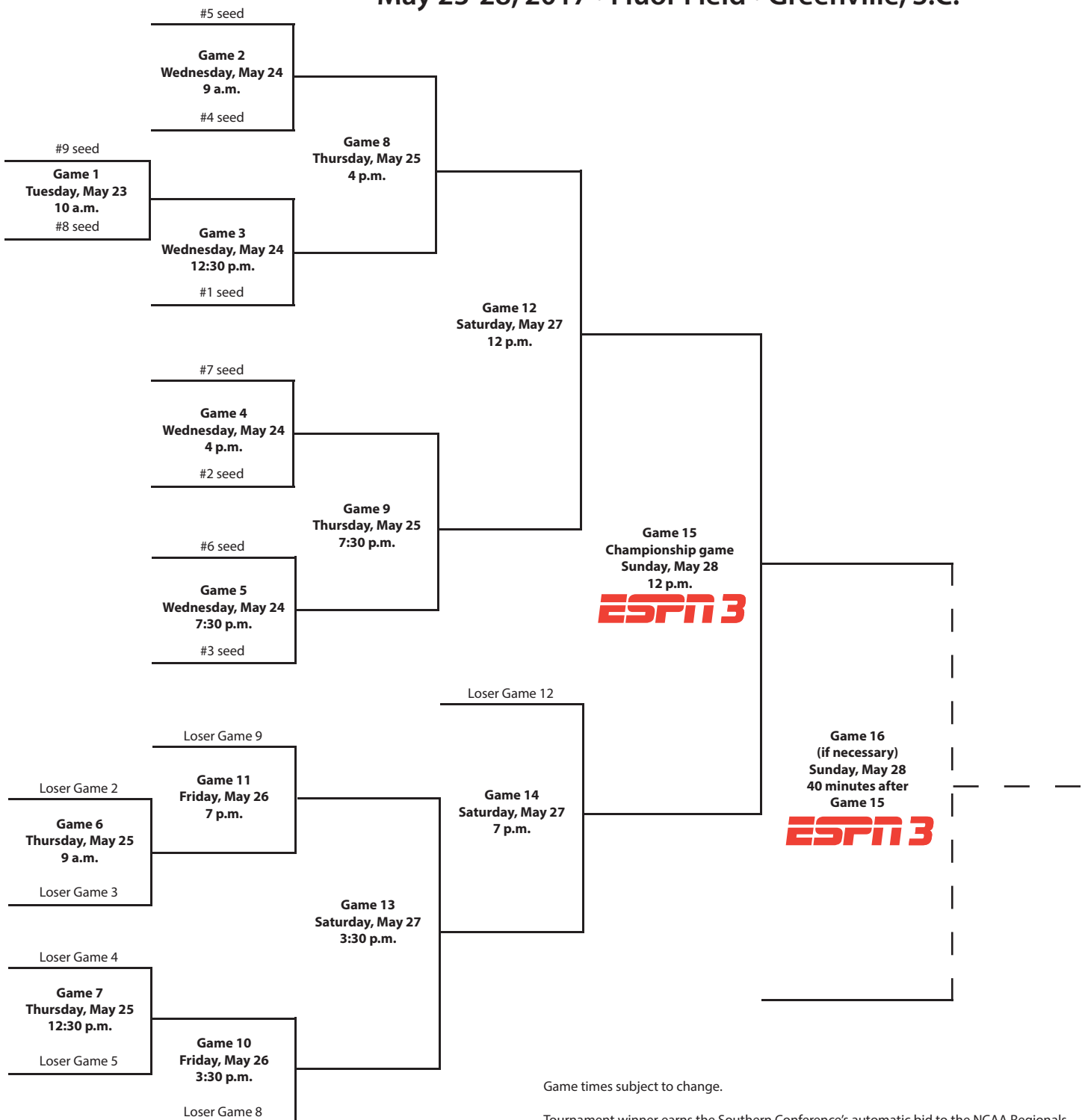




## Southern Conference Baseball Championship

presented by Holston Gases

May 23-28, 2017 • Fluor Field • Greenville, S.C.



## The Southern Conference

The Southern Conference, which is in its 96th season of intercollegiate competition in 2016-17, is a national leader in emphasizing the development of the student-athlete and in helping to build lifelong leaders and role models.

The Southern Conference has been on the forefront of innovation and originality in developing creative solutions to address issues facing intercollegiate athletics. From establishing the first postseason college basketball tournament (1921), to tackling the issue of freshman eligibility (1922), to developing women's championships (1984), to becoming the first conference to install the 3-point goal in basketball (1980), the Southern Conference has been a pioneer.

The Southern Conference is the nation's fifth-oldest NCAA Division I collegiate athletic association. Only the Big Ten (1896), the Missouri Valley (1907), the Pac-12 (1915) and the Southwestern Athletic (1920) conferences are older in terms of origination.

Academic excellence has been a major part of the Southern Conference's tradition. Hundreds of Southern Conference student-athletes have been recognized on CoSIDA Academic All-America and all-district teams. A total of 20 Rhodes Scholarship winners have been selected from conference institutions, most recently in 2012-13, when former Wofford volleyball player Rachel Woodlee earned the prestigious award.

The conference currently consists of 10 members in six states throughout the Southeast and sponsors 21 varsity sports and championships that produce participants for NCAA Division I Championships. The league added rifle, becoming just the second Division I conference to sponsor the sport, in 2016-17.

The Southern Conference offices are located in the historic Beaumont Mill in Spartanburg, S.C. A textile mill that was in operation from 1880 until 1999, Beaumont Mill was renovated in 2004 and today offers the league first-class meeting areas and offices as well as a spacious library for storage of the conference's historical documents.

## Membership history

On Feb. 25, 1921, representatives from 14 of the Southern Intercollegiate Athletic Association's (SIAA) 30 members met at Atlanta's Piedmont Hotel to establish the Southern Intercollegiate Conference. On hand at the inaugural meeting were officials from Alabama, Alabama Polytechnic Institute (Auburn), Clemson, Georgia, Georgia School of Technology (Georgia Tech), Kentucky, Maryland, Mississippi A&M (Mississippi State), North Carolina, North Carolina State, Tennessee, Virginia, Virginia Polytechnic Institute (Virginia Tech) and Washington & Lee.

Dr. S.V. Sanford of Georgia was chosen as acting chairman and N.W. Dougherty of Tennessee was named secretary. The decision to form a new athletic conference was motivated by the desire to have a workable number of

conference games for each league member. With 30 schools in the SIAA by the early 1920s, it was impossible to play every school at least once during the regular season and many schools went several years between playing some conference members. In addition, in 1920, the SIAA voted down proposed rules that an athlete must be in a college a year before playing on its teams and refused to abolish a rule permitting athletes to play summer baseball for money.

Play began in the fall of 1921, and a year later, six more schools joined the fledgling league, including Tulane (which had attended the inaugural meeting but had elected not to join), Florida, Louisiana (LSU), Mississippi, South Carolina and Vanderbilt. VMI joined in 1925 and Duke was added in 1929.

By the 1930s, membership in the Southern Conference had reached 23 schools. C.P. "Sally" Miles of Virginia Tech, president of the Southern Conference, called the annual league meeting to order on Dec. 9, 1932, at the Farragut Hotel in Knoxville, Tenn. Georgia's Dr. Sanford announced that 13 institutions west and south of the Appalachian Mountains were reorganizing as the Southeastern Conference. Members of the new league included Alabama, Alabama Polytechnic Institute, Florida, Georgia, Georgia School of Technology, Kentucky, Louisiana, Mississippi, Mississippi A&M, University of the South, Tennessee, Tulane and Vanderbilt.

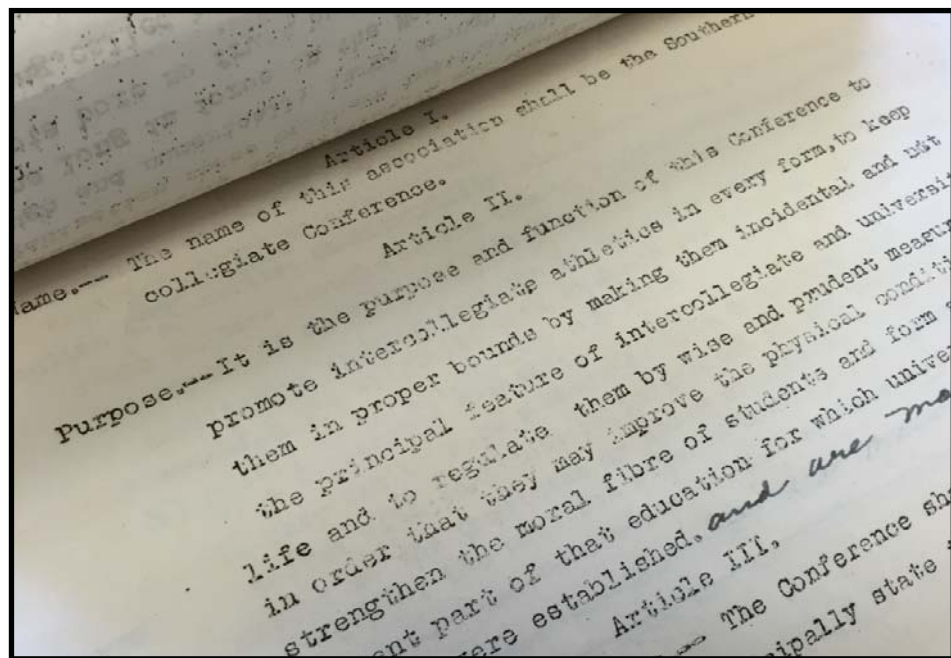
According to the minutes of the meeting, Dr. Sanford stated that the division was made along geographical lines. Florida's Dr. J.J. Tigert, acting as spokesman for the withdrawing group, regretted the move but believed it was necessary as the Southern Conference had grown too large. The resignations were accepted and the withdrawing schools formed the new league, which began play in 1933.

The Southern Conference continued with membership of 10 institutions, including Clemson, Duke, Maryland, North Carolina, North Carolina State, South Carolina, Virginia, VMI, Virginia Tech and Washington & Lee.

The second major shift occurred some 20 years later. By 1952, the Southern Conference included 17 colleges and universities. Another split occurred when seven schools – Clemson, Duke, Maryland, North Carolina, North Carolina State, South Carolina and Wake Forest – departed to form the Atlantic Coast Conference, which began play in 1953. The revamped Southern Conference included members The Citadel, Davidson, Furman, George Washington, Richmond, VMI, Virginia Tech, Washington & Lee, West Virginia and William & Mary.

A third major shift occurred in 2012-13, when five members announced their departures and three schools were added. College of Charleston announced its decision to leave for the Colonial Athletic Association following the 2012-13 season, while Appalachian State (Sun Belt), Davidson (Atlantic 10), Elon (Colonial) and Georgia Southern (Sun Belt) announced they would depart following the 2013-14 campaign. At the Southern Conference's 2013 spring meetings in Hilton Head Island, S.C., the league officially extended invitations to former members ETSU and VMI, as well as Mercer, to join the league for the 2014-15 academic year.

Today, the league continues to thrive with a membership that includes 10 institutions and a footprint that spans six states: Alabama, Georgia, North Carolina, South Carolina, Tennessee and Virginia. Current league members are The Citadel, ETSU, Furman, Mercer, UNCG, Samford, Chattanooga, VMI, Western Carolina and Wofford.



The original Southern Conference constitution, drawn up in 1921, is housed in the archives at the league office in Spartanburg, S.C.



## Leadership

John Iamarino was officially named commissioner of the conference on Jan. 2, 2006. Iamarino has promoted the Southern Conference through an ambitious agenda that has improved championships, upgraded compliance-related matters, launched the conference's Hall of Fame, created the SoCon Academic Exchange and increased the marketing and brand awareness of the conference and its member institutions. He has also guided the league through its recent membership changes, ensuring the Southern Conference's future viability and stability with the additions of ETSU, Mercer and VMI.

The eighth commissioner in Southern Conference history, Iamarino spearheaded the effort to create the SoCon Digital Network, which launched in the fall of 2014, and the league-wide plan to have all 10 member institutions capable of producing ESPN3-ready content by 2017.

Iamarino also orchestrated the addition of the league's 20th sport, men's lacrosse, for the 2014-15 academic year, attracting associate members Bellarmine, High Point, Jacksonville and Richmond in the inaugural year and adding Air Force beginning with the 2016 season. Iamarino would also lead efforts to sponsor rifle beginning in 2016-17, with associate members UAB, Georgia Southern and North Georgia joining full members The Citadel, VMI and Wofford to form a six-member conference.

The Southern Conference named its first commissioner in December 1950. Duke's Wallace Wade made the transition from Blue Devil football coach to athletics administration as the first person at the helm of the conference.

Lloyd Jordan replaced Wade as the commissioner in 1960 and served a 14-year term until Ken Germann became the league head in 1974. Germann was the commissioner for 13 years and orchestrated the league's expansion to include women's athletics. In 1987, he was succeeded by Dave Hart, who oversaw the transfer of the league office from Charlotte, N.C., to Asheville, N.C.

Wright Waters succeeded Hart upon his retirement in 1991. Under Waters' leadership, the Southern Conference expanded to 12 members, added three women's sports and posted record revenue from the basketball tournament. Waters was followed by Alfred B. White in 1998. White, a veteran member of the NCAA office, introduced the current conference logo and elevated the conference's commitment to marketing and development of corporate partners.

Danny Morrison, who would go on to be president of the Carolina Panthers, headed the conference from 2001-05 and orchestrated the league's move from Asheville, N.C., to Spartanburg, S.C. Under Morrison's leadership, the conference increased its marketing and promotional efforts.

## Championship history

The first Southern Conference Championship held after the formation of the league was



The 2014 addition of VMI in Lexington, Va., extended the Southern Conference's reach to six states across the Southeast.

the basketball tournament in Atlanta in 1922. The North Carolina Tar Heels won the tournament to become the first recognized league champion in any sport. The Southern Conference tournament remains the oldest of its kind in college basketball. The most recent SoCon addition, rifle, will crown its first champion in March 2017.

Commissioner Germann spearheaded the Southern Conference's expansion to include women's athletics during the 1983-84 season. That year, league women's championships were held in volleyball, basketball and tennis. Cross country joined the mix in 1985, outdoor track and field was added in 1987 and indoor track and field followed in 1988. Most recently, the conference instituted golf and softball championships in the spring of 1994 and added soccer in the fall of 1994.

The Germann Cup, named in honor of the former commissioner, annually recognizes the top women's athletics programs in the conference. From its humble beginnings, women's athletics have become an integral part of the Southern Conference and its success.

The Southern Conference declares champions in 11 men's sports – football, soccer, cross country, basketball, indoor track and field, outdoor track and field, wrestling, baseball, lacrosse, tennis and golf – and nine women's sports – soccer, volleyball, cross country, basketball, indoor track and field, outdoor track and field, tennis, golf and softball. Rifle is a mixed sport.

## Football

The Southern Conference has also excelled as the premier Football Championship Subdivision (FCS) conference. Former Southern Conference member Appalachian State

won the three consecutive FCS titles from 2005-07, becoming the first team to do so. The league boasts more than 250 players who have garnered All-America recognition and numerous national player or coach of the year awards. The conference had at least one team in the top 10 of the final FCS poll for 28 consecutive years (1985-2012), with at least two teams finishing in the final poll in every season from 1982-2013. Three SoCon teams – tri-champions Furman, Samford and Chattanooga – finished in the top 25 in 2013, while the Mocs finished in the top 10 in each of the last two seasons and The Citadel finished in the top 15 in 2015.

The conference has placed multiple representatives in the FCS Playoffs in 27 of 32 seasons, with 16 championship game appearances and eight national titles. The Southern Conference has had at least one team reach the semifinals in 12 of the last 17 years and in 18 of the last 24 seasons.

In 2007, Appalachian State became the first FCS team to defeat a nationally ranked Football Bowl Subdivision (FBS) team, when the Mountaineers defeated No. 5 Michigan, 34-32, on Sept. 1 before a sellout crowd at Michigan Stadium. Georgia Southern, in its final game as a member of the Southern Conference, downed the SEC's Florida in Gainesville. The league picked up two wins over FBS teams in 2015, with Furman downing UCF and The Citadel stunning South Carolina.

Prior to the conference's reclassification in 1981, Southern Conference football teams appeared in a total of 36 bowl games, posting a record of 16-18-2. From 1925-30, league schools won five football national championships in a six-year span. There are nearly 60 former Southern Conference players and coaches in

the College Football Hall of Fame. One of the most recognizable of these names is former North Carolina running back Charlie "Choo Choo" Justice, who helped guide North Carolina to three bowl appearances. He was a first-team All-America selection and the Heisman Trophy runner-up in 1948 and 1949. In 1949, Justice earned first-team all-conference honors for the fourth consecutive season, becoming the first player in league history to achieve that feat. He was a member of the league's inaugural Hall of Fame Class in 2009.

Another of the league's football products that made it to the College Football Hall of Fame is Sam Huff of West Virginia. Huff was a three-year starter on both the offensive and defensive lines for the Mountaineers. In 1955, Huff earned first-team All-America honors on the field and was a first-team Academic All-American for his work in the classroom. He played 12 seasons in the National Football League for the New York Giants and the Washington Redskins. Also a member of the conference's first Hall of Fame class, he was a five-time All-Pro linebacker and is also a member of the Pro Football Hall of Fame.

The newest addition was former Appalachian State coach Jerry Moore, who was enshrined in December 2014. The winningest coach in Appalachian State and Southern Conference history, Moore compiled a 215-87 record in his 24 seasons at Appalachian State (1989-2012), including 10 SoCon championships, 18 postseason appearances and an unprecedented three straight NCAA Division I FCS/I-AA national titles (2005-07).

In recent years, the Southern Conference has continued to produce outstanding student-athletes. In 1999, Georgia Southern's Adrian Peterson captured the Walter Payton Award, presented annually to the Football Championship Subdivision's most outstanding offensive player. Furman's Louis Ivory was awarded the honor in 2000, Georgia Southern's Jayson Foster was presented with the 2007 trophy and most recently, Appalachian State's record-setting quarterback Armanti Edwards

Southern Conference members	
Alabama (1921-1932)	Mississippi (1922-1932)
Appalachian State (1971-2014)	Mississippi State (1921-1932)
Auburn (1921-1932)	North Carolina (1921-1953)
College of Charleston (1998-2013)	<b>UNCG (1997-present)</b>
<b>Chattanooga (1976-present)</b>	NC State (1921-1953)
<b>The Citadel (1936-present)</b>	Richmond (1936-1976)
Clemson (1921-1953)	<b>Samford (2008-present)</b>
Davidson (1936-1988, 1992-2014)	South Carolina (1922-1953)
Duke (1928-1953)	Tennessee (1921-1932)
East Carolina (1964-1977)	Tulane (1922-1932)
<b>ETSU (1978-2005, 2014-present)</b>	University of the South (1922-1932)
Elon (2003-2014)	Vanderbilt (1922-1932)
Florida (1922-1932)	Virginia (1921-1937)
<b>Furman (1936-present)</b>	<b>VMI (1924-2003, 2014-present)</b>
George Washington (1936-1970)	Virginia Tech (1921-1965)
Georgia (1921-1932)	Wake Forest (1936-1953)
Georgia Southern (1991-2014)	Washington & Lee (1921-1958)
Georgia Tech (1921-1932)	West Virginia (1950-1968)
Kentucky (1921-1932)	<b>Western Carolina (1976-present)</b>
Louisiana State (1922-1932)	William & Mary (1936-1977)
Marshall (1976-1997)	<b>Wofford (1997-present)</b>
Maryland (1921-1953)	
<b>Mercer (2014-present)</b>	

**Bold indicates current SoCon member.**

became the first two-time winner in Payton Award history after claiming the honors in 2008 and 2009.

Appalachian State's Dexter Coakley was a three-time all-conference selection and consensus All-American in 1994, '95 and '96 before going on to stardom with the Dallas Cowboys. Coakley won a pair of Buck Buchanan Awards, given to Football Championship Subdivision's top defensive player each year. Terrell Owens went from catching passes at Chattanooga to a stellar NFL career. Western Carolina's David Patten and Appalachian State's Matt Stevens were both members of the New England Patriots' Super Bowl champion team in

2002 and Patten also earned Super Bowl rings with the Patriots in 2004 and '05. Appalachian State's Daniel Kilgore appeared in Super Bowl XLVII for the San Francisco 49ers in 2013.


## Basketball

Men's basketball was the first sport in which the conference held a championship. The league tournament is the nation's oldest, with the inaugural championship after the formation of the league held at Atlanta's City Auditorium in 1922 and won by North Carolina.

Not only was the Southern Conference tournament the first of its kind, but the league also helped change the face of college basketball. In 1980, the league began a season-long experiment with a 22-foot 3-point field goal with the approval of the NCAA Rules Committee. Ronnie Carr of Western Carolina made the first 3-point field goal in college basketball history in a game against Middle Tennessee State on Nov. 29, 1980.

Another college basketball tradition that originated in the Southern Conference is the traditional cutting of the nets by the winning team in important tournaments. According to USA Today, the practice of net-cutting originated in 1947 with NC State head coach Everett Case. As a first-year head coach, Case led the Wolfpack to the Southern Conference Tournament title. Case celebrated by claiming the nets as a souvenir to commemorate the event.

Basketball coaching legend Red Auerbach gave credit to former George Washington coach Bill Reinhart, who coached in the conference for nearly 30 years, as one of the originators of the modern fast-break.



The Atlanta Memorial Auditorium was the site for the first Southern Conference Basketball Championship in 1921. The SoCon basketball tournament is the longest-running of its kind in college basketball history.



West Virginia's 10 tournament championships rank as the second-most in league history behind Davidson's 12. The Mountaineers were led by the incomparable Jerry West from 1958 through 1960. West, a two-time All-America selection, spurred West Virginia to the Final Four in 1959. The Mountaineers lost in the championship game that season to California, 71-70, but West earned Final Four Most Valuable Player honors. West was a three-time Southern Conference tournament MVP, a two-time league regular-season MVP, and was twice named the conference's Athlete of the Year. He went on to a spectacular career with the Los Angeles Lakers of the National Basketball Association and was inducted into the Naismith Memorial Basketball Hall of Fame in 1979. He was a 14-time NBA All-Star while with the Lakers. It is West's silhouette that comprises the NBA's globally recognized logo.

Frank Selvy set the NCAA record for points in a game while at Furman. On Feb. 13, 1954, the senior scored 100 points in a game against Newberry, a record that still stands. Selvy was the Southern Conference Most Valuable Player in 1953 and 1954 and the league's Athlete of the Year in 1954. He went on to a 10-year career in the NBA. Selvy and his former Lakers teammate West were both enshrined in the league's Hall of Fame in 2009.

Rod Hundley was another West Virginia star during the 1950s. "Hot Rod" made a name for himself as one of the most spectacular players to tour the league during his era. Hundley averaged 24.5 points per game in his three seasons as a Mountaineer and was an all-conference and all-tournament performer in each of those three years. He was the Southern Conference Most Valuable Player and Athlete of the Year as a senior in 1957. He was the first player selected in the 1957 NBA draft and enjoyed a six-year career in that league.

ETSU's Keith "Mister" Jennings made his mark on the college basketball world in the early 1990s. Despite standing less than 6 feet tall, Jennings was a two-time all-conference choice and the league's Player of the Year and Athlete of the Year in 1991. Jennings played with the Golden State Warriors of the NBA and was inducted into the SoCon Hall of Fame in 2016.

Besides West Virginia's team in 1959, the Southern Conference has been represented in the Final Four on two other occasions. North Carolina advanced to the NCAA championship game in 1943 before falling 43-40 to Oklahoma State. NC State finished third in the tournament in 1950.

Davidson continued the record of success by advancing to the NCAA tournament's Elite Eight in 2008 as coach Bob McKillop's Wildcats came within a basket of making the Final Four behind the play of sophomore guard Stephen Curry. Curry, a two-time SoCon Male Athlete of the Year winner, led the nation in scoring as a junior at 28.6 points per game and has gone on to star for the NBA's Golden State Warriors, earning league MVP honors twice and leading the Warriors to the NBA title in 2015. He was also inducted into the SoCon Hall of Fame in 2016.

Women's basketball competition began in the Southern Conference in 1983-84 with seven teams. In the sport's history, eight schools have won the league's tournament at least once, with Chattanooga winning 17 and Appalachian State owning six titles. UNCG won the 1998 tournament as head coach Lynne Agee became the first coach to take a team to the NCAA tournament in all three divisions – I, II and III. In 2001, Chattanooga head coach Wes Moore became the first coach in NCAA history to take three different teams to the NCAA tournament in all three divisions. After Moore's departure to helm NC State following the 2012-13 season, Chattanooga hired coach Jim Foster, who was inducted into the Women's Basketball Hall of Fame in June 2013.

Since 1984, 10 different teams have claimed at least a share of the regular-season crown. Chattanooga has the most overall titles with 20, seven of them shared. Chattanooga also owns the most outright championships with 13. In 2012-13, Davidson's Sophia Aleksandravicius became just the sixth player in league history to win the conference Player of the Year award twice, joining ETSU's DeShawne Blocker (1993 and 1995), Furman's Jackie Smith (1998 and 1999) and Chattanooga's Damita Bullock (2000 and 2001), Alex Anderson (2007 and 2008) and Shanara Hollinquest (2009 and 2010).

## Other sports

In baseball, Wake Forest advanced to the championship game of the NCAA College World Series in 1949. The Citadel made history in 1990 by becoming the first military school to make an appearance at the College World Series. The Bulldogs were joined that season at the College World Series by future conference member Georgia Southern.

One of the Southern Conference's more famous baseball alums is Duke's Dick Groat. The Blue Devil shortstop, who was also a basketball standout, was the conference's Athlete of the Year in 1951 and 1952. He went on to a 14-year career in the major leagues and was named the National League MVP in 1960 after leading the league with a .325 batting average for the World Series champion Pittsburgh Pirates.

Among Southern Conference alums to grace Major League Baseball fields have been Atlee Hammaker (ETSU), Jeff Montgomery (Marshall) and Mike Ramsey (Appalachian State). Other SoCon players to go on to play in the major leagues include third baseman Dallas McPherson (The Citadel), who played for the Anaheim/Los Angeles Angels, the Florida Marlins and the Chicago White Sox; pitchers Britt Reames (The Citadel) and Ryan Glynn (VMI), who both pitched with the Oakland A's in 2005; Furman's Tom Mastny, a pitcher with the Cleveland Indians (2007); College of Charleston's Graham Godfrey, who pitched for Oakland in 2011 and 2012; Georgia Southern's Everett Teaford, a pitcher with Kansas City from 2011-13; The Citadel's Chris McGuiness, who made his MLB debut with the Texas Rangers in 2013; and Western Carolina's Jared Burton, who played for Cincinnati and Minnesota in a career that spanned seven years (2007-14). The Catamounts' Tyler White is the latest SoCon alum to make his MLB debut, as he first

appeared for the Houston Astros in April 2016.


Several SoCon alumni have played in the majors in the last two seasons, including College of Charleston's Brett Gardner, who earned a World Series ring with the New York Yankees in 2009, and Michael Kohn (Atlanta Braves); The Citadel's Asher Wojciechowski (Houston Astros); Western Carolina right-handed pitcher Greg Holland (Kansas City), who was an American League All-Star in 2013 and 2014 and helped the Royals to the 2014 AL pennant and their first World Series appearance since 1985, saving Game 3; and Wofford's John Cornely, who debuted with the Atlanta Braves in April 2015.

In the summer of 2016, Mercer's Kyle Lewis made league history, becoming the highest-ever SoCon draft pick when he was selected 11th overall by the Seattle Mariners in the MLB First-Year Player Draft.

Arnold Palmer, one of the world's most famous golfers, competed under the Southern Conference banner as a collegian at Wake Forest. He took medalist honors at the Southern Conference tournament in 1948 and 1949 and was the tournament's runner-up in 1950. Palmer was the medalist at the NCAA Golf Championships in 1949 and 1950. He went on to become one of the most accomplished golfers to play on the professional tour. Palmer won 62 tournaments while competing on the PGA Tour and added 10 more victories as a member of the Senior PGA Tour. A member of the league's Hall of Fame, he won eight major



Appalachian State's Mary Jayne Harrelson was the NCAA champion in the 1,500 meters in 1999 and 2001. She was inducted into the SoCon Hall of Fame in 2010.



*The SoCon's eight FCS national titles and 16 finals appearances, including the 1999 and 2000 championships Georgia Southern won under the leadership of former coach Paul Johnson, are the most in Division I history.*

championships – four Masters, two British Opens, one U.S. Open and one U.S. Amateur.

Furman golfer Dottie Pepper was named the Southern Conference Women's Athlete of the Decade in the 1980s and was honored as part of the league's 25th anniversary of women's championships celebration in 2007-08. Furman's Brandi Jackson won the NCAA Women's Golf East Regional in the spring of 2003, while, on the men's side, Chattanooga's Stephen Jaeger was the 2012 champion at the NCAA Bowling Green Regional. Chattanooga's Steven Fox won

the U.S. Amateur in 2012, going on to play in the 2013 Masters, U.S. Open and Arnold Palmer Invitational, among other PGA Tour events. ETSU's Adrian Meronk represented Europe in the Palmer Cup in 2015 and 2016, becoming the first Polish player to do so, and helped the European side to the title in 2016. Wofford alum William McGirt won the Memorial Tournament in June 2016 for his first PGA Tour win.

In track and field, Appalachian State's Mary Jayne Harrelson won the NCAA outdoor title at 1,500 meters in 1999 and 2001, while UNCG's Paul Chelimo posted runner-up finishes in the outdoor 5,000 meters in 2012 and 2013 and won a silver medal for the United States in the 5,000 meters at the Olympic Games in Rio in the summer of 2016.

## Coaches and administrators

The Southern Conference has also been a breeding ground for some of college athletics' most recognized coaches and administrators.

Legendary basketball coaches Adolph Rupp of Kentucky and Everett Case of NC State both worked the sidelines in the Southern Conference. Rupp guided the Wildcats to a 30-5 mark during the 1931 and 1932 seasons. Yet, for all his coaching accomplishments, Rupp never led Kentucky to a Southern Conference tournament championship. Case mentored the Wolfpack to six consecutive Southern Conference tournament championships from 1947 through 1952.

Lefty Driesell coached Davidson to Southern Conference tournament championships in 1966, 1968 and 1969. Driesell also won the league's Coach of the Year award four straight times from 1963 through 1966. Former Georgia Tech coach Bobby Cremins earned league Coach of the Year honors three times in the late

'70s and early '80s while at Appalachian State and again in 2010-11 as the head coach at the College of Charleston.

Terry Holland saw his basketball coaching career take off at Davidson when he returned to his alma mater in 1970. Holland was honored as the Southern Conference Coach of the Year for three consecutive seasons from 1970-72 and led the Wildcats to the conference tournament title and an appearance in the NCAA tournament in 1970. J. Dallas Shirley, a member of the Basketball Hall of Fame, spent 21 years as the assistant to the commissioner and supervisor of officials in the Southern Conference. He also served as president of the International Association of Basketball Officials and the United States Olympic Basketball Committee.

The legendary Paul "Bear" Bryant got his coaching start in the Southern Conference as he guided the Maryland Terrapins in 1945. Another famous Southern Conference football coach is the late Frank Howard of Clemson, who guided the Tigers as a league member from 1940-52. The incomparable Howard won 69 Southern Conference games.

The Southern Conference has been represented on the sidelines at five Super Bowls in the past two decades. Bobby Ross, who piloted the San Diego Chargers to the 1996 Super Bowl, was the head coach at The Citadel from 1973-77. Former Buffalo Bills head coach Marv Levy, who coached the Bills in four Super Bowls, directed former league member William & Mary from 1964-68 and was succeeded there by Lou Holtz. The Carolina Panthers, owned by Wofford alum Jerry Richardson and with former Wofford athletic director and SoCon commissioner Danny Morrison serving as team president, played in Super Bowl 50.

## Significant dates in league history

- Feb. 25-26, 1921: Representatives of Alabama, Auburn, Clemson, Georgia, Georgia Tech, Kentucky, Maryland, Mississippi State, North Carolina, NC State, Tennessee, Virginia, Virginia Tech and Washington & Lee meet in Atlanta, Ga., to form the Southern Intercollegiate Conference.
- Dec. 7-8, 1922: At the league's annual meeting in Washington, D.C., the name of the organization is officially changed to the Southern Conference. S.V. Sanford of Georgia is selected as the conference's first president.
- Dec. 8-10, 1932: At the annual meeting in Knoxville, Tenn., Alabama, Auburn, Florida, Georgia, Georgia Tech, Kentucky, Louisiana State, Mississippi, Mississippi State, University of the South, Tennessee, Tulane and Vanderbilt withdraw to form the Southeastern Conference.
- Dec. 8, 1950: Wallace Wade, who just completed a 16-year term as Duke's head football coach, is named the first commissioner of the Southern Conference. The commissioner's office is opened in Durham, N.C., on Jan. 1, 1951.
- May 8, 1953: Seven members – Clemson, Duke, Maryland, North Carolina, NC State, South Carolina and Wake Forest – withdraw to form the Atlantic Coast Conference.
- Nov. 29, 1980: At the request of the NCAA Basketball Rules Committee, the Southern Conference begins a season-long experiment with a 22-foot 3-point field goal, thus becoming the first conference to employ that rule. Ronnie Carr of Western Carolina makes the first 3-point field goal in college basketball history in a game against Middle Tennessee State.
- Dec. 3-4, 1981: The NCAA, at its fourth special convention in St. Louis, Mo., restructures I-A football. As a result, the Southern Conference's eight Division I-A football playing members are reclassified to Division I-AA.
- June 6, 1983: At a special meeting of the Southern Conference in Myrtle Beach, S.C., the league formalizes women's varsity competition in basketball and volleyball beginning with the 1983-84 season. The executive committee also approves pilot women's championships in tennis and golf for 1983-84.
- Dec. 18-19, 1995: The conference announces that the College of Charleston, University of North Carolina at Greensboro and Wofford College have accepted invitations to join the league.
- July 1, 2003: Elon University officially joins the league. VMI departs to join the Big South.
- July 1, 2008: Samford University officially joins the league.
- July 1, 2014: East Tennessee State University, Mercer University and VMI join the league. Appalachian State, Davidson, Elon and Georgia Southern depart.



## THE SOUTHERN CONFERENCE

*Preparing student-athletes for life's challenges since 1921*

### Academics-Oriented

- The SoCon has consistently ranked in the NCAA's top 10 in the Academic Progress Rate (APR), the NCAA's best indicator of graduation rates.
- Nearly 50 percent of all SoCon student-athletes earn all-academic honors (3.0 GPA or better).

### Community-Based

- Our student-athletes have a presence in the community and participate in many local charities, youth and educational initiatives.
- SAAC members have conducted a Keeping Tabs on Kids initiative the past nine years to benefit the Ronald McDonald House, which serves families of children undergoing lengthy hospital treatments away from home.

### Competitive Athletics

- SoCon teams are highly competitive regionally and nationally.
- In the past five years, football, baseball, men's soccer and men's golf have all sent multiple teams to NCAA postseason tournaments.
- SoCon teams have won more FCS football titles (eight) than any other conference.

### Diversity

- This is a conference that takes great pride in the diversity of its institutions.
- The SoCon consists of 10 members in six states, including four private institutions and six state institutions, two of which are military colleges.

### Geographic Integrity

- The SoCon believes in the value of a geographic footprint that minimizes missed class time and maximizes fan travel to away contests.
- The league extends across six contiguous states but still has a footprint that permits bus trips from one end of the conference to the other.

### History & Tradition

- The SoCon is the fifth-oldest Division I conference in America.
- Great coaches and athletes from different eras have competed in the Southern Conference, from Bear Bryant to Lou Holtz, from Sam Huff to Terrell Owens, from Jerry West to Stephen Curry.

### Sportsmanship

- For more than 30 years, the SoCon has presented an annual award to the program that displays the finest level of sportsmanship in the conference as voted upon by its peers.
- The SoCon has one of the strictest policies regarding game ejections in all of college athletics. This is by design and emphasizes the priority of good sportsmanship articulated by presidents, chancellors and administrators.

### Student-Athlete Experience

- SoCon championships are conducted in a way to provide a memorable and positive experience for all participants.
- Scheduling decisions and tournament bracket formats determined by administrators and coaches consistently factor in the effect on the individual student-athlete and avoidance of missed class time.
- The conference conducts an annual three-day summer retreat for student-athletes to hone their leadership and decision-making skills.

## Southern Conference Hall of Fame Inductees

### Class of 2009

Name	School	Sport(s)	Years
Megan Dunigan	Furman	Women's Tennis	1999-02
Dick Groat	Duke	Men's Basketball, Baseball	1949-52
Sam Huff	West Virginia	Football	1952-55
Charlie "Choo Choo" Justice	North Carolina	Football	1946-49
Melissa Morrison Howard	Appalachian State	Women's Track & Field	1989-93
Arnold Palmer	Wake Forest	Men's Golf	1948-50, 53-54
Adrian Peterson	Georgia Southern	Football	1998-01
Frank Selvy	Furman	Men's Basketball	1951-54
Jerry West	West Virginia	Men's Basketball	1956-60
Valorie Whiteside	Appalachian State	Women's Basketball	1984-88

### Class of 2010

Everett Case	North Carolina State	Men's Basketball	1946-64
MaryJayne (Harrelson) Reeves	Appalachian State	Women's Cross Country, Track & Field	1996-01
Fred Hetzel	Davidson	Men's Basketball	1962-65
"Hot" Rod Hundley	West Virginia	Men's Basketball	1954-57
Banks McFadden	Clemson	Football, Men's Basketball, Men's Track	1937-40
Wallace Wade	Alabama, Duke, SoCon	Football, Administration	1923-60
*J. Dallas Shirley	SoCon	Officiating, Administration	1967-88

### Class of 2011

Dexter Coakley	Appalachian State	Football	1993-96
Lefty Driesell	Davidson	Men's Basketball	1960-69
Regina Kirk	Chattanooga	Women's Basketball	1985-88
Robert Neyland	Tennessee	Football	1926-52
Vic Seixas	North Carolina	Men's Tennis	1947-49
Shannon Wommack	Chattanooga	Women's Cross Country, Track & Field	2001-06

### Class of 2012

Angie Barker	ETSU	Women's Track & Field	1987-89
Percy Beard	Auburn	Men's Track & Field	1926-29
*Jim Burch	SoCon	Officiating, Administration	1967-11
Dick Modzelewski	Maryland	Football	1949-52
Paul Scarpa	Furman	Men's Tennis	1967-11

### Class of 2014

Rushia Brown	Furman	Women's Basketball	1990-94
Eddie Cameron	Duke	Men's Basketball, Football	1929-45
Clint Dempsey	Furman	Men's Soccer	2001-03
Jerry Moore	Appalachian State	Football	1989-12
Charlie Teague	Wake Forest	Baseball	1947-50

### Class of 2016

Stephen Curry	Davidson	Men's Basketball	2006-09
Armanti Edwards	Appalachian State	Football	2006-09
Brad Faxon	Furman	Men's Golf	1979-83
Keith "Mister" Jennings	ETSU	Men's Basketball	1987-91
Karen Pelphey	Marshall	Women's Basketball	1983-86

\* - Special contributor



# SOCON HALL OF FAME




The Inaugural Southern Conference Hall of Fame class at the induction ceremony, May 4, 2009: (from left to right) Sam Huff, Megan Dunigan, Valorie Whiteside, Melissa Morrison Howard, Frank Selvy, Barbara Crews (daughter of the late Charlie Justice), Dick Groat, Adrian Peterson and Jerry West. Not pictured: Arnold Palmer.



Wake Forest golf great Arnold Palmer (left) was a member of the inaugural class in 2009.



Davidson's Fred Hetzel (left) received his Hall of Fame plaque from SoCon Commissioner John Iamarino in Hilton Head Island, S.C., on June 1, 2010. Wimbledon and U.S. Open tennis champion Vic Seixas of North Carolina (right) was inducted in 2011.



Furman's Paul Scarpa; ETSU's Angie Barker; SoCon Commissioner John Iamarino, who accepted the honor on behalf of Maryland's Dick Modzelewski; special contributor Jim Burch; and Pat Beard, son of posthumous inductee Percy Beard of Auburn, at the 2012 induction ceremony.



Appalachian State's Jerry Moore (second from left) and Furman's Rushia Brown (far right) were among the five honored in the 2014 class. Duke's Eddie Cameron, whose family accepted the award on his behalf (center), and Wake Forest's Charlie Teague were honored posthumously. Furman's Clint Dempsey was unable to attend the ceremony.





## JOHN IAMARINO COMMISSIONER

John Iamarino is in his 11th year with the Southern Conference, having been named the eighth commissioner in league history on Jan. 2, 2006. During that time, the conference office has emphasized strategies to provide quality service to the membership while raising awareness of the conference.

Working in collaboration with presidents, chancellors, administrators and coaches, Iamarino has led multiple efforts to achieve those goals.

When Division I factors scrambled conference alignments, the SoCon worked aggressively to invite ETSU, Mercer and VMI to solidify its membership. The recent additions of men's lacrosse and rifle have increased the number of championship sports to 21, with women's lacrosse on the near horizon to become No. 22.

With the emergence of content on demand across multiple platforms, Iamarino helped the conference reach consensus on how to adapt to the new trends. In the fall of 2014, the league launched the SoCon Digital Network (SDN), a free, user-friendly network that presented more than 600 live events in each of its first two seasons of operation. Concurrently, SoCon institutions have become capable of producing content for distribution to 99 million households on ESPN3. An agreement signed by the conference calls for member institutions to produce an annual total of 500 live events within a few years.

Iamarino also negotiated an agreement with the American Sports Network for broadcasts on commercial TV stations across the country. The SoCon has also produced content for the regional Fox Sports Southeast network.

One of the more visible achievements during Iamarino's tenure has been the creation of the Southern Conference Hall of Fame, whose inaugural class was enshrined on May 4, 2009. Through 2016, a total of 38 former athletes, coaches and officials have been inducted, among them sporting greats such as Jerry West, Arnold Palmer, Steph Curry, Sam Huff, Clint Dempsey, "Hot" Rod Hundley and Lefty Driesell.

The SoCon has consistently ranked in the top 10 among all Division I conferences in the NCAA's Academic Progress Rate (APR), a predictor of graduation rates. To build on the academic strength of the league, the SoCon Academic Exchange was created in 2014-15. Through the efforts of the chief academic officers and provosts, the Academic Exchange has initiated a leadership, education and development program for faculty, as well as the first undergraduate research forum in the SoCon's history.

Both the All-Southern Conference Faculty award and the newly created Pinnacle Award, given to the senior student-athlete with the highest cumulative GPA on the championship-winning team in each SoCon sport, are byproducts of the Academic Exchange.

Iamarino, 61, has spent the past 32 years at the conference level, working at both the Sun Belt and Northeast conferences. Prior to joining the SoCon, he served as commissioner of the Northeast Conference for nine years. During that time, the league launched its first website, approved athletic aid in the sport of football, increased television coverage from 12 to 30 basketball games, started its first TV coverage of football and initiated more aggressive marketing and merchandising efforts.



At the Sun Belt, he spent 13 years in a variety of publicity, compliance and administrative positions, rising to the level of associate commissioner. When the original Sun Belt merged with the then-American South Conference in 1991, Iamarino was the lone staffer from the original organization to move to the new Sun Belt, heading the transition team for the first merger of two Division I conferences.

He entered the field of intercollegiate athletics as assistant sports information director at Georgetown University in 1979 before moving on to become sports information director at Jacksonville University for three years.

He has been actively involved in a number of NCAA committees. He most recently served as chair of the Playing Rules Oversight Panel (PROP). Previously, he was a member of the Baseball Rules Committee and FCS Football Governance Committee and has served on several sub-committees of the Collegiate Commissioners Association (CCA).

Iamarino is a native of Monsey, N.Y., and a 1977 graduate of St. Bonaventure University, where he earned magna cum laude honors majoring in journalism. An amateur baseball historian, he is a member of the Society for American Baseball Research (SABR) and has published articles for SABR as well as Baseball Digest magazine. He resides in Spartanburg, S.C., with his wife, Mary Ann, and their son, P.J.

### Iamarino At-A-Glance

#### HOMETOWN:

Monsey, N.Y.


#### EDUCATION:

B.A., St. Bonaventure, 1977

#### EXPERIENCE:

Assistant sports information director, Georgetown, 1979-81  
Sports information director, Jacksonville, 1981-84  
Media relations director, Sun Belt Conference, 1984-88  
Assistant commissioner, Sun Belt Conference, 1988-91  
Associate commissioner, Sun Belt Conference, 1991-97  
Commissioner, Northeast Conference, 1997-06  
Commissioner, Southern Conference, 2006-present

## SOUTHERN CONFERENCE COMMISSIONERS



Wallace Wade  
1951-60



Lloyd Jordan  
1960-73



Ken Germann  
1974-86



Dave Hart Sr.  
1986-91



Wright Waters  
1991-98



Alfred White  
1998-2001



Danny Morrison  
2001-05



# SOUTHERN CONFERENCE STAFF



**Geoff Cabe**  
Senior Associate  
Commissioner



**Sue Arakas**  
Associate  
Commissioner



**Doug King**  
Associate Commissioner  
for Compliance



**Jason Yaman**  
Associate Commissioner  
for Media Relations



**Paul Lollis**  
Director of  
Video Productions



**Jordan Trolinger**  
Director of  
Creative Services



**Ashley Waters**  
Director of  
Championships



**Phil Perry**  
Assistant Director  
of Media Relations



**Neili Akridge**  
Executive Assistant  
to the Commissioner



**Patrick Boling**  
Media Relations  
Assistant



**Connor Griffin**  
Championships  
Assistant



**Sydney Hanes**  
Operations  
Assistant

## SOUTHERN CONFERENCE STAFF DIRECTORY

702 N. Pine St.; Spartanburg, SC 29303  
Administrative FAX 864-591-4282

Office phone 864-591-5100  
Media relations FAX 864-591-3448

Position	Name	Email	Extension
Commissioner	John Iamarino	jiamarino@socon.org	206
Senior Associate Commissioner	Geoff Cabe	gcabe@socon.org	205
Associate Commissioner	Sue Arakas	sarakas@socon.org	204
Associate Commissioner for Compliance	Doug King	dking@socon.org	203
Associate Commissioner for Media Relations	Jason Yaman	jyaman@socon.org	209
Director of Video Productions	Paul Lollis	plollis@socon.org	202
Director of Creative Services	Jordan Trolinger	jtrolinger@socon.org	208
Director of Championships	Ashley Waters	awaters@socon.org	207
Assistant Director of Media Relations	Phil Perry	pperry@socon.org	201
Executive Assistant to the Commissioner	Neili Akridge	nakridge@socon.org	200
Media Relations Assistant	Patrick Boling	pboling@socon.org	213
Championships Assistant	Connor Griffin	cgriffin@socon.org	210
Operations Assistant	Sydney Hanes	shanes@socon.org	214



**Southern Conference**  
702 N. Pine Street  
Spartanburg, S.C. 29303  
www.SoConSports.com

## Press releases

The Southern Conference utilizes email and the league's website (www.SoConSports.com) to distribute information, press releases, notes and statistics. If you wish to be added to the distribution list, please contact a member of the media relations staff.

## SoCon Digital Network

The SoCon Digital Network, a league-wide digital network available free of charge to consumers on multiple devices, including smartphones, tablets, laptops and PCs, launched in the fall of 2014. The SoCon Digital Network broadcasts intra-conference games, across several sports, not selected by national or regional networks. Archived or VOD (Video on Demand) content is also available and housed primarily on institutional websites.

## SoCon Players of the Week

The Southern Conference selects players and pitchers of the week throughout the season. The honorees will be announced each Monday afternoon and will be available on the conference's website (www.SoConSports.com) or by contacting the conference office.

## Postseason awards

Following the conclusion of the regular season, voting is conducted on the all-conference teams by both the league's coaches and members of the Southern Conference Sports Media Association (SCSMA). Both groups select a Player of the Year, Pitcher of the Year, Freshman of the Year and a Coach of the Year.

## Southern Conference on the Web

Visit the Southern Conference's official website at www.SoConSports.com. Information related to baseball and the conference's other 20 sports can be found on the site, including up-to-date statistics, standings, weekly releases and game recaps. Video streaming of select championships and regular-season contests is also available.

## Southern Conference Media Relations Staff



**Jason Yaman**  
**Assoc. Commissioner**  
**for Media Relations**  
Office: 864-591-5100  
Cell: 864-380-1166  
Fax: 864-591-3448  
jyaman@socon.org

### Responsibilities:

Administration, football, men's basketball and men's and women's tennis



**Phil Perry**  
**Assistant Director**  
**of Media Relations**  
Office: 864-591-5100  
Cell: 864-525-5174  
Fax: 864-591-3448  
pperry@socon.org

### Responsibilities:

Publications, academic awards, website, men's and women's soccer, rifle, wrestling, baseball and men's and women's golf



**Patrick Boling**  
**Media Relations**  
**Assistant**  
Office: 864-591-5100  
Cell: 434-227-6008  
Fax: 864-591-3448  
pboling@socon.org

### Responsibilities:

Volleyball, men's and women's cross country and track & field, women's basketball, softball, men's lacrosse and FCS Coaches Poll

## Southern Conference Sports Media Association (SCSMA)

The Southern Conference Sports Media Association (SCSMA) is an independent organization of conference sportswriters, sportscasters and media relations staff who further the institutions that comprise the Southern Conference. The organization annually selects and recognizes an all-conference football, men's and women's basketball and baseball team as well as coach of the year, player of the year and freshman of the year. The organization also works toward the best interests of its members to increase knowledge and prestige of the league.



## SoCon baseball media relations directory

School	Website	Media relations	Email	Office phone	Press box phone
The Citadel	CitadelSports.com	Iain Dexter	idexter@citadel.edu	843-953-5120	843-965-4151
ETSU	ETSUBucs.com	Mitchell Miegel	etsusportsinfo@etsu.edu	423-439-8212	770-542-7873
Furman	FurmanPaladins.com	Hunter Reid	hunter.reid@furman.edu	864-294-2061	864-294-3066
Mercer	MercerBears.com	Gerrit Van Genderen	gerrit.w.vangenderen@live.mercer.edu	919-632-0217	919-632-0217
UNCG	UNCGSpartans.com	Dan Wacker	d_wacker@uncg.edu	336-334-5615	336-218-3885
Samford	SamfordSports.com	Zac Schrieber	zdschrie@samford.edu	205-726-2802	205-726-4167
VMI	VMIKeydets.com	Brad Salois	saloisbj@vmi.edu	540-464-7015	940-642-9865
Western Carolina	CatamountSports.com	Daniel Hooker	dhooker@email.wcu.edu	828-227-2339	828-227-7020
Wofford	WoffordTerriers.com	Brent Williamson	williamsondb@wofford.edu	864-597-4093	864-597-4478
Southern Conference	SoConSports.com	Phil Perry	pperry@socon.org	864-591-5100	n/a



# EVERY BALL CLUB DESERVES ITS OWN IDENTITY.

QUALITY CUSTOM UNIFORMS AVAILABLE  
FOR YOUR TEAM AND YOUR BUDGET  
AT [WILSON.COM/CUSTOM/UNIFORMS](http://WILSON.COM/CUSTOM/UNIFORMS).

**Wilson**



## PRODUCT REBATES AVAILABLE

with the 2017 Line Drive Program

COMBINE YOUR TEAM UNIFORM PURCHASE WITH WILSON  
BASEBALLS, THE OFFICIAL BALL OF THE SOCON TO RECEIVE  
PRODUCT REBATES WITH THE LINE DRIVE PROGRAM.  
LEARN MORE BY CONTACTING YOUR LOCAL TEAM DEALER.

[WILSONBASEBALL.COM](http://WILSONBASEBALL.COM)



@wilsonballlove

© 2017 Wilson Sporting Goods Co.





# THE CITADEL

## THE CITADEL BULLDOGS



**JOSEPH P. RILEY, JR. PARK**  
CAPACITY: 6,000

### Basic information

Location: ..... Charleston, S.C.  
Founded: ..... 1842  
Enrollment: ..... 2,300  
Nickname: ..... Bulldogs  
Colors: ..... Citadel Blue and White  
President: ..... Lt Gen John W. Rosa Jr.  
Director of athletics: ..... Jim Senter

### Team information

2016 record: ..... 17-42  
SoCon record: ..... 6-18 (8th)  
Home: ..... 12-19  
Away: ..... 4-21  
Neutral: ..... 1-2  
Letterwinners returning/lost: ..... 18/8  
Position starters returning/lost: ..... 4/5  
Starting pitchers returning/lost: ..... 2/1  
Newcomers: ..... 14

### Media relations

Baseball contact: ..... Iain Dexter  
Email: ..... idexter@citadel.edu  
Office: ..... 843-953-5120  
Cell: ..... 503-820-8362  
Press box phone: ..... 843-965-4151  
Website: ..... CitadelSports.com



*Iain Dexter*  
Baseball SID

### SoCon regular-season titles (13)

1960, 1971, 1975, 1979, 1982, 1983,  
1990, 1991, 1995, 1999, 2000, 2002,  
2010

### SoCon Championship titles (8)

1990, 1994, 1995, 1998, 1999, 2001, 2004, 2010

### NCAA appearances (13)

1960, 1975, 1979, 1982, 1983, 1990, 1994, 1995, 1998,  
1999, 2001, 2004, 2010

## 2017 SCHEDULE

Date	Opponent	Time (ET)
F17	KANSAS^	4 p.m.
F18	VIRGINIA^	3 p.m.
F19	LIBERTY^	2 p.m.
F24	DELAWARE STATE	5 p.m.
F25	DELAWARE STATE	2 p.m.
F26	DELAWARE STATE	1 p.m.
F28	PRESBYTERIAN	5 p.m.
M3	at College of Charleston	5 p.m.
M4	COLLEGE OF CHARLESTON	3 p.m.
M5	at College of Charleston	1 p.m.
M7	at South Carolina	7 p.m.
M10	STETSON	6 p.m.
M11	STETSON	2 p.m.
M12	STETSON	1 p.m.
M14	WINTHROP	6 p.m.
M16	DARTMOUTH	6 p.m.
M17	DARTMOUTH	6 p.m.
M18	DARTMOUTH	2 p.m.
M19	DARTMOUTH	1 p.m.
M21	GEORGIA SOUTHERN	6 p.m.
M22	at Georgia Southern	6 p.m.
M24	VMI*	6 p.m.
M25	VMI*	2 p.m.
M26	VMI*	1 p.m.
M28	SOUTH CAROLINA	7 p.m.
M31	at Western Carolina*	5 p.m.
A1	at Western Carolina*	2 p.m.
A2	at Western Carolina*	1 p.m.
A4	at Charleston Southern	6 p.m.
A5	COASTAL CAROLINA	6 p.m.
A11	at Winthrop	6 p.m.
A13	at Samford*	7 p.m.
A14	at Samford*	7 p.m.
A15	at Samford*	2 p.m.
A18	CHARLESTON SOUTHERN	6 p.m.
A21	MERCER*	6 p.m.
A22	MERCER*	2 p.m.
A23	MERCER*	1 p.m.
A28	at Furman*	6 p.m.
A29	at Furman*	4 p.m.
A30	at Furman*	1 p.m.
M5	ETSU*	4 p.m.
M6	ETSU*	2 p.m.
M7	ETSU*	1 p.m.
M12	at UNCG*	6 p.m.
M13	at UNCG*	3 p.m.
M14	at UNCG*	1 p.m.
M18	WOFFORD*	4 p.m.
M19	WOFFORD*	4 p.m.
M20	WOFFORD*	1 p.m.

M23-28 at SoCon Championship  
(Fleur Field; Greenville, S.C.)

\* - Southern Conference game

^ - Charleston Crab House Shootout

## 2017 BULLDOGS ROSTER

No.	Name	Pos.	B/T	Ht.	Wt.	Cl.	Hometown/previous school
1	Shy Phillips	OF	R/R	6-0	162	Jr.	Hartsville, S.C./Hartsville
2	Taylor Cothran	OF	R/R	6-0	192	So.	Anderson, S.C./T.L. Hanna
3	Will Pillsbury	LHP	L/L	6-2	210	Fr.	Orange Park, Fla./Oakleaf
4	Clay Martin	OF	L/L	6-0	160	Jr.	Mullins, S.C./Pee Dee Academy
5	Barrett Charpia	3B/OF	R/R	6-1	182	Sr.	Chapin, S.C./Chapin
6	John Thelan	OF	L/L	5-11	178	Fr.	Charleston, S.C./James Island
7	JP Sears	LHP	L/L	5-11	178	Jr.	Sumter, S.C./Wilson Hall
8	Jeffery Brown	OF	L/R	5-9	165	Fr.	Charleston, S.C./Bishop England
9	Bryce Leasure	C	L/R	5-10	185	Fr.	Simpsonville, S.C./JL Mann
10	Jordan Merritt	RHP	R/R	6-2	176	So.	Charleston, S.C./West Ashley
11	Dylan Spence	RHP	R/R	6-1	202	So.	Belton, S.C./Belton Honea-Path
12	Kyle Smith	RHP	R/R	6-0	227	So.	Myrtle Beach, S.C./Socastee
13	J.D. Davis Jr.	2B	R/R	6-2	187	Fr.	Goose Creek, S.C./Stratford
14	Cole Buffington	C	R/R	6-1	192	So.	Kennesaw, Ga./Kennesaw Mountaim
15	Jonathan Sabo	INF/RHP	R/R	5-8	184	Jr.	Charleston, S.C./West Ashley
16	Morgan Foulks	RHP	R/R	6-0	216	So.	Douglasville, GA/Robert S. Alexander
17	Marlin Morris	LHP	L/L	6-2	199	Gr.	Charleston, S.C./First Baptist
18	William Kinney	SS	R/R	5-11	189	Jr.	Sumter, S.C./Wilson Hall
19	Bo Harrell	RHP	R/R	6-2	171	So.	Charleston, S.C./Porter Gaud School
21	Jack Henry Beasley	RHP	R/R	5-9	167	Fr.	Florence, S.C./West Florence
22	Will Abbott	RHP	R/R	6-2	219	Fr.	Camden, S.C./Camden
23	Joe Sabatini	C/1B/OF	R/R	6-1	205	Gr.	Tulsa, Okla./Tulsa NOAH Home School
24	Ben Peden	1B	L/R	6-0	223	So.	Greenville, S.C./Greenville
25	Thomas Byelick	RHP	R/R	6-2	224	Jr.	Lawrenceville, Ga./Brookwood
27	Alex Bialakis	RHP	R/R	5-11	220	So.	Boca Raton, Fla./Pope John Paul II
29	Aaron Lesiak	RHP	R/R	5-10	197	Gr.	Greenville, S.C./St. Joseph's Catholic
30	Beau Strickland	RHP	R/R	6-3	220	Sr.	Pickens, S.C./Pickens
32	Jordan Buster	RHP	R/R	6-0	178	So.	Lexington, S.C./Lexington
33	Austin Todd	RHP	R/R	5-10	206	Fr.	Pelzer, S.C./Belton-Honea Path
35	Zach Taglieri	RHP	R/R	5-11	169	Fr.	Port St. Lucie, Fla./Port St. Lucie
36	Ian Foggo	RHP	R/R	6-1	188	Fr.	Hilton Head, S.C./Hilton Head
37	Ryan Stamler	RHP	R/R	5-11	181	So.	Greenville, S.C./St. Joseph's Catholic

## HEAD COACH FRED JORDAN



Alma mater: ..... The Citadel, 1979

Hometown: ..... Charleston, S.C.

Career record (years): ..... 815-674 (25)

School record (years): ..... Same

SoCon record (years): ..... 392-283 (25)

SoCon Championship record (appearances): ..... 64-33 (24)

NCAA appearances: ..... 7

### Assistant coaches

David Beckley ..... 16th season (The Citadel, 1996)

Britt Reames ..... 6th season (The Citadel, 1996)

Bo Thompson ..... 1st season





## 2016 RESULTS (17-42, 6-18 SOCON; 8TH)

Date	Opponent	Result	Date	Opponent	Result
F19	VIRGINIA TECH	W, 4-2	A15	at Wofford*	L, 5-10
F20	VIRGINIA TECH	W, 5-4	A16	at Wofford*	L, 9-10
F21	VIRGINIA TECH	L, 0-12	A17	at Wofford*	L, 8-10
F26	SIENA	W, 14-2	A19	at Georgia Southern	L, 2-10
F27	SIENA	W, 3-2	A20	GEORGIA SOUTHERN	L, 5-7
F28	SIENA	W, 6-4	A22	WESTERN CAROLINA*	W, 2-1
M1	SOUTH CAROLINA	L, 3-6	A23	WESTERN CAROLINA*	L, 0-11
M4	COLLEGE OF CHARLESTON	L, 1-5	A24	WESTERN CAROLINA*	W, 6-4
M5	at College of Charleston	L, 0-1	A26	at Charlotte	L, 4-15
M6	COLLEGE OF CHARLESTON	L, 9-12	A30	FURMAN*	L, 6-9
M8	USC UPSTATE	L, 1-7	A30	FURMAN*	L, 7-12
M9	RICHMOND	W, 6-2	M1	FURMAN*	L, 1-4
M11	at Elon	W, 13-8	M5	at Mercer*	L, 7-8
M12	at Elon	L, 3-5	M6	at Mercer*	L, 4-11
M13	at Elon	L, 3-8	M8	at Mercer*	W, 9-8
M15	CLEMSON	L, 1-12	M11	WINTHROP	L, 1-7
M16	CLEMSON	L, 4-5	M13	SAMFORD*	L, 6-7
M18	PRESBYTERIAN	W, 2-1	M14	SAMFORD*	L, 4-5
M19	PRESBYTERIAN	L, 6-7	M15	SAMFORD*	L, 7-11
M20	PRESBYTERIAN	W, 7-2	M17	at South Carolina	L, 4-16
M22	at USC Upstate	L, 1-14	M19	at ETSU*	L, 2-11
M25	at VMI*	W, 10-2	M20	at ETSU*	L, 9-10
M26	at VMI*	L, 3-8	M21	at ETSU*	L, 6-10
M27	at VMI*	W, 4-2	M24	vs. VMI&	W, 3-2 (10)
M29	CHARLESTON SOUTHERN	W, 4-3 (12)	M25	vs. Mercer&	L, 1-13 (7)
M30	at Coastal Carolina	L, 3-4	M26	vs. ETSU&	L, 2-4
A1	at Stetson	L, 1-3			
A2	at Stetson	L, 0-7			
A3	at Stetson	L, 5-11			
A5	at Charleston Southern	L, 1-18 (7)			
A8	UNCG*	L, 1-14			
A9	UNCG*	W, 7-5			
A10	UNCG*	L, 4-7			

\* - Southern Conference game  
& - SoCon Championship (Fluor Field; Greenville, S.C.)

## JUNIOR CLAY MARTIN


## 2016 STATISTICS

Batting	AVG	GP	GS	AB	R	H	2B	3B	HR	RBI	TB	SLG%	BB	HBP	SO	GDP	OB%	SF	SH	SB	ATT	PO	A	E	FLD%
Clay Martin	.274	53	39	146	22	40	6	1	4	18	60	.411	24	7	37	1	.397	2	6	5	5	93	2	2	.979
Bret Hines	.260	58	58	200	24	52	13	1	1	21	70	.350	15	6	38	4	.324	4	10	2	5	82	119	12	.944
Stephen Windham	.259	57	57	189	24	49	13	0	4	30	74	.392	37	5	49	5	.386	5	4	2	3	384	54	4	.991
Mike Deese	.251	55	53	215	29	54	7	3	5	23	82	.381	16	2	29	5	.308	1	3	2	4	30	2	0	1.000
Jason Smith	.236	52	42	148	18	35	3	1	1	10	43	.291	18	2	57	0	.325	1	2	12	16	98	1	2	.980
Ben Peden	.235	53	44	153	27	36	5	0	8	21	65	.425	30	4	51	2	.372	1	0	0	0	248	21	5	.982
William Kinney	.190	59	59	195	19	37	13	0	2	26	56	.287	16	10	42	1	.281	3	9	1	1	86	139	14	.941
Philip Watcher	.262	21	17	65	14	17	4	0	1	7	24	.369	14	0	14	0	.392	0	1	0	0	27	41	3	.958
Taylor Cothran	.250	30	7	36	6	9	1	0	0	0	10	.278	6	2	12	0	.386	0	0	0	0	17	0	0	1.000
Barrett Charpia	.245	36	26	102	16	25	5	1	5	11	47	.461	5	4	43	0	.304	1	3	0	0	21	52	11	.869
Drew Ellis	.244	24	24	78	11	19	8	1	3	19	38	.487	15	1	27	0	.368	1	0	0	1	170	11	3	.984
Austin Mapes	.219	25	25	96	8	21	5	0	0	9	26	.271	7	2	30	2	.283	1	0	1	2	55	2	5	.919
Shy Phillips	.216	41	29	125	17	27	6	1	1	13	38	.304	10	3	35	2	.284	3	4	3	4	71	2	3	.961
Jacob Watcher	.215	29	20	65	5	14	2	0	0	7	16	.246	9	2	15	0	.329	0	2	0	0	35	44	2	.975
Steven Hansen	.188	50	29	101	12	19	3	1	1	14	27	.267	8	2	35	4	.252	4	1	3	3	54	0	3	.947
Cole Buffington	.125	14	2	16	3	2	0	0	0	0	2	.125	1	0	6	0	.176	0	0	0	0	32	1	0	1.000
Justin Craft	.000	3	0	0	0	0	0	0	0	0	0	.000	2	0	0	0	1.000	0	0	0	0	1	0	0	1.000
<b>Totals</b>	<b>.236</b>	<b>59</b>	<b>59</b>	<b>1930</b>	<b>255</b>	<b>456</b>	<b>94</b>	<b>10</b>	<b>36</b>	<b>229</b>	<b>678</b>	<b>.351</b>	<b>233</b>	<b>52</b>	<b>520</b>	<b>26</b>	<b>.331</b>	<b>27</b>	<b>45</b>	<b>31</b>	<b>44</b>	<b>1525</b>	<b>548</b>	<b>78</b>	<b>.964</b>
<b>Opponents</b>	<b>.297</b>	<b>59</b>	<b>59</b>	<b>2064</b>	<b>431</b>	<b>614</b>	<b>128</b>	<b>9</b>	<b>49</b>	<b>394</b>	<b>907</b>	<b>.439</b>	<b>270</b>	<b>68</b>	<b>422</b>	<b>22</b>	<b>.393</b>	<b>23</b>	<b>29</b>	<b>75</b>	<b>105</b>	<b>1558</b>	<b>555</b>	<b>57</b>	<b>.974</b>

LOB - Team (474), Opp (498). DPs turned - Team (30), Opp (33). IBB - Team (4), Peden 3, Mapes 1, Opp (11). Picked off - Ellis 2, Kinney 1, Hines 1, Mapes 1, Deese 1.

Pitching	ERA	W	L	APP	GS	CG	SHO	CBO	SV	IP	H	R	ER	BB	SO	2B	3B	HR	AB	B/Avg	WP	HBP	BK	SFA	SHA
Jacob Watcher	4.86	6	5	17	13	0	0	0	0	66.2	76	42	36	23	44	15	2	8	267	.285	6	4	1	1	0
JP Sears	5.27	5	7	15	15	0	0	0	0	82.0	82	51	48	36	93	17	0	9	315	.260	8	5	0	3	8
Thomas Byelick	5.32	1	7	14	13	0	0	0	0	71.0	86	52	42	29	51	14	1	4	286	.301	6	12	1	2	5
Ryan Stamler	4.81	1	1	24	0	0	0	0	0	24.1	24	19	13	14	14	7	2	0	95	.253	4	2	0	3	1
Kyle Smith	5.36	2	2	32	0	0	0	0	0	42.0	53	33	25	25	37	12	0	6	176	.301	8	3	1	2	1
Zach Lavery	5.68	2	6	36	1	0	0	0	8	52.1	52	35	33	22	33	12	0	1	203	.256	2	10	0	3	4
Philip Watcher	6.05	0	1	8	3	0	0	0	0	19.1	21	13	13	11	20	7	0	1	74	.284	1	1	1	1	2
Beau Strickland	6.58	0	0	24	0	0	0	0	0	26.0	28	19	19	7	20	4	1	6	106	.264	0	4	0	1	0
Jordan Buster	8.27	0	2	28	1	0	0	0	0	37.0	41	38	34	35	35	16	0	4	138	.297	6	10	0	2	1
Dylan Spence	8.49	0	4	16	4	0	0	0	0	23.1	32	29	22	17	23	8	0	2	100	.320	9	8	0	0	0
Zach McKay	9.00	0	0	11	0	0	0	0	0	7.0	12	9	7	4	5	2	1	0	33	.364	3	2	0	1	0
Alex Bialakis	9.69	0	2	8	3	0	0	0	0	13.0	22	14	14	8	9	4	0	1	57	.386	1	1	1	1	2
Johnny Croley	10.12	0	1	18	0	0	0	0	0	18.2	36	25	21	11	16	3	1	4	91	.396	4	1	0	2	0
Morgan Foulks	13.50	0	2	11	4	0	0	0	0	12.0	14	20	18	19	9	2	0	2	46	.304	6	0	0	1	1
Jordan Merritt	17.05	0	1	8	1	0	0	0	0	6.1	16	14	12	5	8	2	1	1	38	.421	2	0	0	0	1
Chris Kellahan	18.00	0	0	1	0	0	0	0	0	1.0	2	2	2	0	1	0	0	0	5	.400	0	2	0	0	0
Nate Brecklin	22.74	0	1	12	1	0	0	0	0	6.1	17	16	16	4	4	3	0	0	34	.500	4	3	0	0	3
<b>Totals</b>	<b>6.59</b>	<b>17</b>	<b>42</b>	<b>59</b>	<b>59</b>	<b>0</b>	<b>0</b>	<b>0</b>	<b>0</b>	<b>508.1</b>	<b>614</b>	<b>431</b>	<b>372</b>	<b>270</b>	<b>422</b>	<b>128</b>	<b>9</b>	<b>49</b>	<b>2064</b>	<b>.297</b>	<b>70</b>	<b>68</b>	<b>5</b>	<b>23</b>	<b>29</b>
<b>Opponents</b>	<b>3.76</b>	<b>42</b>	<b>17</b>	<b>59</b>	<b>59</b>	<b>4</b>	<b>4</b>	<b>2</b>	<b>15</b>	<b>519.1</b>	<b>656</b>	<b>255</b>	<b>217</b>	<b>233</b>	<b>520</b>	<b>94</b>	<b>10</b>	<b>36</b>	<b>1930</b>	<b>.236</b>	<b>55</b>	<b>52</b>	<b>5</b>	<b>27</b>	<b>45</b>

PB - Team (10), Windham 9, Buffington 1, Opp (19). Pickoffs - Team (11), Lavery 2, Croley 1, P. Watcher 1, Foulks 1, Strickland 1, Stamler 1, Buster 1, Byelick 1, Windham 1, Sears 1, Opp (7). SBA/ATT - Windham (68-94), Byelick (8-17), Sears (11-13), Lavery (10-12), Buster (4-11), Strickland (10-10), J. Watcher (6-10), Stamler (9-9), Buffington (7-7), K. Smith (4-6), Spence (2-4), Merritt (3-3), Croley (1-2), Foulks (1-2), Brecklin (2-2), Bialakis (2-2), McKay (1-1), P. Watcher (1-1).



**THOMAS STADIUM**  
CAPACITY: 1,000

## ETSU BUCS

### Basic information

Location: ..... Johnson City, Tenn.  
Founded: ..... 1911  
Enrollment: ..... 14,684  
Nickname: ..... Buccaneers  
Colors: ..... Navy Blue and Gold  
President: ..... Dr. Brian Noland  
Director of athletics: Dr. Richard Sander

### Team information

2016 record: ..... 27-30  
SoCon record: ..... 13-11 (t-5th)  
Home: ..... 18-14  
Away: ..... 8-14  
Neutral: ..... 1-2  
Letterwinners returning/lost: ..... 25/13  
Position starters returning/lost: ..... 5/3  
Starting pitchers returning/lost: ..... 5/1  
Newcomers: ..... 11

### Media relations

Baseball contact: ..... Mitchell Miegel  
Email: ..... etsusportsinfo@etsu.edu  
Office: ..... 423-439-8212  
Cell: ..... 770-542-7873  
Press box phone: ..... 770-542-7873  
Website: ..... ETSUBucs.com



Mitchell Miegel  
Baseball SID

### SoCon regular-season titles (2)

1980, 1981

### SoCon Championship titles (0)

### NCAA appearances (2)

1980, 1981

## 2017 SCHEDULE

Date	Opponent	Time (ET)
F17	CENTRAL MICHIGAN	3 p.m.
F18	CENTRAL MICHIGAN	2 p.m.
F19	CENTRAL MICHIGAN	1 p.m.
F21	OAKLAND	3 p.m.
F22	OAKLAND	3 p.m.
F24	WESTERN MICHIGAN	3 p.m.
F25	WESTERN MICHIGAN	2 p.m.
F26	WESTERN MICHIGAN	1 p.m.
M3	at Florida A&M	4 p.m.
M4	at Florida A&M	1 p.m.
M4	at Florida A&M	4 p.m.
M5	at Florida A&M	1 p.m.
M7	TENNESSEE	6:30 p.m.
M8	MARSHALL	6:30 p.m.
M10	GARDNER-WEBB	6:30 p.m.
M11	GARDNER-WEBB	2 p.m.
M12	GARDNER-WEBB	1 p.m.
M14	RADFORD	6:30 p.m.
M15	at UNC Asheville	6 p.m.
M17	at Miami (Ohio)	6 p.m.
M18	at Miami (Ohio)	6 p.m.
M19	at Miami (Ohio)	1 p.m.
M24	at Mercer*	6 p.m.
M25	at Mercer*	2 p.m.
M26	at Mercer*	1 p.m.
M28	at Radford	6 p.m.
M31	UNCG*	6:30 p.m.
A1	UNCG*	2 p.m.
A2	UNCG*	1 p.m.
A4	APPALACHIAN STATE	6:30 p.m.
A7	WESTERN CAROLINA*	6:30 p.m.
A8	WESTERN CAROLINA*	2 p.m.
A9	WESTERN CAROLINA*	1 p.m.
A11	at Tennessee	6 p.m.
A13	WILLIAM & MARY	6:30 p.m.
A14	WILLIAM & MARY	6:30 p.m.
A15	WILLIAM & MARY	1 p.m.
A18	VIRGINIA TECH	6:30 p.m.
A21	at Furman*	6 p.m.
A22	at Furman*	4 p.m.
A23	at Furman*	1 p.m.
A25	at Appalachian State	5 p.m.
A26	vs. Tennessee^	6 p.m.
A28	WOFFORD*	6:30 p.m.
A29	WOFFORD*	2 p.m.
A30	WOFFORD*	1 p.m.
M5	at The Citadel*	4 p.m.
M6	at The Citadel*	2 p.m.
M7	at The Citadel*	1 p.m.
M12	SAMFORD*	6:30 p.m.
M13	SAMFORD*	2 p.m.
M14	SAMFORD*	1 p.m.
M16	UNC ASHEVILLE	6:30 p.m.
M18	at VMI*	6 p.m.
M19	at VMI*	4 p.m.
M20	at VMI*	1 p.m.
M23-28	at SoCon Championship (Fluor Field; Greenville, S.C.)	

\* - Southern Conference game

^ - Smokies Park (Kodak, Tenn.)

## 2017 BUCS ROSTER

No.	Name	Pos.	B/T	Ht.	Wt.	Cl.	Hometown/previous school
1	Sam Stewart	OF	R/R	5-8	166	R-Fr.	Kingsport, Tenn./Dobyns-Bennett
2	Chris Cook	P/IF	R/R	6-1	193	R-Jr.	Kingsport, Tenn./Dobyns-Bennett
3	Jackson Greer	C	R/R	6-4	205	Fr.	Knoxville, Tenn./Central
4	Nick Sainato	C	R/R	5-10	195	Fr.	Madison, Ala./Bob Jones HS
5	Hunter Parker	OF	L/R	5-10	180	Jr.	Chattanooga, Tenn./Chattanooga State
6	Jammer Strickland	OF	R/R	6-2	200	Sr.	Knoxville, Tenn./Cleveland State CC
8	Christian Bailey	IF	R/R	6-4	190	Jr.	Kingsport, Tenn./Dobyns-Bennett
10	Cade Gilbert	IF	R/R	6-1	185	Fr.	Ringgold, Ga./Ringgold
11	Peyton Taylor	RHP	R/R	6-0	190	R-Sr.	Kingsport, Tenn./Dobyns-Bennett
12	Seth Cunningham	OF	R/L	6-1	188	Jr.	Bristol, Va./John S. Battle
14	Cullen Smith	IF	L/R	6-1	185	Fr.	Lebanon, Tenn./Wilson Central
15	Matt Turner	RHP	R/R	6-0	185	R-Fr.	Knoxville, Tenn./Hardin Valley
16	Daniel Shaw	LHP	L/L	6-0	185	Jr.	Memphis, Tenn./Jackson State CC
17	Jamin McCann	P	L/L	6-0	200	Sr.	Kingsport, Tenn./Sullivan South
18	Matt Roueche	RHP	R/R	6-2	205	Jr.	East Ridge, Tenn./Cleveland State CC
19	Brock Beeler	IF/OF	R/R	5-10	185	R-Fr.	Knoxville, Tenn./Webb
20	Dillon Cate	RHP	R/R	5-10	185	R-Jr.	Sevierville, Tenn./Sevier County
21	Caleb Longley	1B/OF	R/R	6-2	207	R-Jr.	Cleveland, Tenn./Cleveland State CC
22	Daniel Sweeney	RHP	R/R	6-5	215	R-So.	Johnson City, Tenn./Science Hill
23	Victor Gonzalez	RHP	R/R	5-10	190	Sr.	Jupiter, Fla./USC Sumter
24	Russell Koesters	RHP	R/R	6-0	190	R-So.	Kingsport, Tenn./Sullivan South
25	Blake Rowlett	IF	L/R	5-10	202	Sr.	Clarksville, Tenn./Jackson State CC
26	Colton Lakes	C/IF	R/R	6-5	215	Fr.	Loveland, Ohio/Loveland
27	Aaron Maher	OF/LHP	L/L	6-4	235	Jr.	Brentwood, Tenn./Brentwood
28	Logan Gentry	RHP	R/R	6-0	215	Jr.	Kingsport, Tenn./Dobyns-Bennett
29	Andy Higley	LHP	L/L	6-5	178	Jr.	Knoxville, Tenn./Webb School of Knoxville
30	Ryan Simpler	RHP	R/R	6-4	230	Jr.	Lewes, Del./Homeschool
31	Drew Korzybski	RHP	R/R	6-3	215	Jr.	Knoxville, Tenn./Cleveland State CC
32	Scott Hoilman	IF	R/R	6-2	225	R-Sr.	Johnson City, Tenn./Surry CC
33	Griffin Krieg	RHP	R/R	6-5	205	R-Sr.	Nashville, Tenn./Father Ryan
34	Blake Smith	RHP	R/R	6-5	210	Sr.	Ninety Six, S.C./Spartanburg Methodist
35	Ethan Rice	IF	L/R	6-1	190	Jr.	Unicoi, Tenn./Walters State
36	Connor Bartow	RHP	R/R	6-2	185	Sr.	Jonesborough, Tenn./University School
37	Doug McFarland	C	R/R	6-0	190	So.	Monkton, Pa./Governor Mifflin
44	Hagen Owenby	C	R/R	6-1	217	Jr.	Knoxville, Tenn./Powell
	Micah Wheeler	IF	R/R	5-8	180	Fr.	Oak Ridge, Tenn./Grace Christian Academy

## HEAD COACH TONY SKOLE



Alma mater: ..... The Citadel, 1991  
Hometown: ..... Roswell, Ga.  
Career record (years): ..... 536-568-1 (20)  
School record (years): ..... 441-509 (17)  
SoCon record (years): ..... 99-126 (8)  
SoCon Championship record (appearances): ..... 2-13 (7)  
NCAA appearances: ..... 1

### Assistant coaches

Chris Gordon ..... 3rd season (Milligan, 2007)  
Zach Lucas ..... 2nd season (Louisville, 2015)





**JUNIOR HAGEN OWENBY**

## 2016 RESULTS (27-30, 13-11 SOCON; T-5TH)

Date	Opponent	Result
F19	BOWLING GREEN STATE	L, 1-7
F20	BOWLING GREEN STATE	W, 12-1
F23	at Virginia Tech	L, 0-11
F26	NORTHERN KENTUCKY	L, 2-3
F27	NORTHERN KENTUCKY	W, 7-6 (10)
F28	NORTHERN KENTUCKY	L, 12-21
M2	UNC ASHEVILLE	W, 9-1
M4	PURDUE	W, 4-2
M5	PURDUE	L, 6-19
M5	PURDUE	W, 9-8
M6	PURDUE	W, 8-2
M8	at North Carolina A&T	W, 17-5
M9	TENNESSEE	L, 2-11
M11	LA SALLE	L, 4-6
M12	LA SALLE	W, 6-3
M12	LA SALLE	L, 4-9
M18	FLORIDA GULF COAST	L, 4-7
M19	FLORIDA GULF COAST	W, 6-4
M20	FLORIDA GULF COAST	L, 10-11
M22	at Winthrop	W, 7-5
M24	at Western Carolina*	W, 14-8
M25	at Western Carolina*	L, 11-12
M26	at Western Carolina*	L, 9-15
M29	RADFORD	W, 6-5
A1	FURMAN*	L, 5-6
A2	FURMAN*	W, 6-3
A3	FURMAN*	W, 13-9
A5	NORTH CAROLINA A&T	W, 15-5
A8	MERCER*	L, 5-7
A9	MERCER*	L, 9-12
A10	MERCER*	L, 8-9
A13	at UNC Asheville	L, 5-7 (14)

Date	Opponent	Result
A15	at UNCW	L, 5-15
A16	at UNCW	L, 7-17
A17	at UNCW	L, 11-16
A20	at Eastern Kentucky	W, 17-8
A22	at UNCG*	L, 5-6
A23	at UNCG*	L, 6-13
A24	at UNCG*	L, 7-9
A26	at Radford	L, 5-6
A29	VMI*	W, 15-5
A30	VMI*	W, 9-6
M1	VMI*	W, 13-7
M4	WINTHROP	L, 1-2
M6	at Samford*	W, 14-8
M7	at Samford*	W, 12-9
M8	at Samford*	W, 8-4
M12	at Wofford*	L, 6-7
M13	at Wofford*	W, 5-3
M14	at Wofford*	L, 0-10 (7)
M17	at Tennessee	L, 2-11
M19	THE CITADEL*	W, 11-2
M20	THE CITADEL*	W, 10-9
M21	THE CITADEL*	W, 10-6
M25	vs. Furman&	L, 0-3
M26	vs. The Citadel&	W, 4-2
M27	vs. Samford&	L, 11-12 (10)

\* - Southern Conference game  
& - SoCon Championship (Fluor Field; Greenville, S.C.)


## 2016 STATISTICS

Batting	AVG	GP	GS	AB	R	H	2B	3B	HR	RBI	TB	SLG%	BB	HBP	SO	GDP	OB%	SF	SH	SB	ATT	PO	A	E	FLD%
Hagen Owenby	.374	57	57	235	46	88	16	0	17	60	155	.660	23	2	30	4	.426	5	0	1	5	353	33	5	.987
Trey York	.348	57	57	233	60	81	23	1	15	62	151	.648	30	7	35	3	.431	4	0	17	24	103	153	11	.959
Lance Mays	.336	42	36	143	33	48	9	3	4	22	75	.524	11	1	30	0	.387	0	2	5	6	77	4	2	.976
Aaron Maher	.315	56	56	219	48	69	15	2	9	38	115	.525	29	5	32	2	.401	4	0	14	19	89	2	2	.978
Jeremy Taylor	.313	57	57	230	54	72	7	4	1	24	90	.391	24	12	29	3	.404	1	8	20	26	141	1	0	1.000
Blake Rowlett	.311	55	54	190	49	59	12	0	8	43	95	.500	40	1	30	3	.429	2	3	5	5	29	103	18	.880
Robby McCabe	.287	46	45	171	34	49	4	0	6	37	71	.415	15	2	26	5	.351	0	10	5	7	46	129	9	.951
Kevin Phillips	.272	57	57	228	40	62	13	0	9	50	102	.447	19	7	27	3	.340	5	0	4	5	514	29	7	.987
Chris Cook	.351	9	9	37	7	13	1	3	0	5	20	.541	1	1	5	0	.385	0	0	2	5	9	22	0	1.000
Scott Hoilman	.333	3	0	3	0	1	0	0	0	0	1	.333	0	0	1	0	.333	0	0	0	0	0	0	0	.000
Christian Bailey	.312	34	24	93	13	29	6	0	1	11	38	.409	3	6	20	1	.373	0	0	2	2	3	7	3	.769
Andrew Lasure	.270	25	6	37	4	10	4	0	3	12	23	.622	0	2	10	1	.308	0	0	0	0	16	1	0	1.000
Danny Carrier	.263	19	4	19	6	5	1	0	0	2	6	.316	6	0	8	0	.423	1	0	0	1	6	13	2	.905
Caleb Longley	.230	32	22	87	21	20	7	1	2	17	35	.402	6	6	28	1	.320	1	0	2	2	4	0	0	1.000
Dillon Clift	.190	15	7	21	4	4	1	0	0	2	5	.238	4	2	4	0	.370	0	0	1	1	54	8	1	.984
Jammer Strickland	.180	22	14	50	7	9	0	0	0	3	9	.180	9	1	14	0	.311	1	2	1	1	22	0	1	.957
Nathan Millsap	.111	10	0	9	0	1	0	0	0	0	1	.111	0	0	5	0	.111	0	0	0	0	10	0	1	.909
Seth Cunningham	.083	30	7	24	4	2	0	1	0	1	4	.167	1	1	10	1	.154	0	2	5	5	12	0	0	1.000
Daniel Sweeney	.000	1	1	0	0	0	0	0	0	0	0	.000	0	0	0	0	.000	0	0	0	0	0	0	0	.000
Dillon Cate	.000	1	0	0	0	0	0	0	0	0	0	.000	0	0	0	0	.000	0	0	0	0	0	0	0	.000
<b>Totals</b>	<b>.307</b>	<b>57</b>	<b>57</b>	<b>2029</b>	<b>430</b>	<b>622</b>	<b>119</b>	<b>15</b>	<b>75</b>	<b>389</b>	<b>996</b>	<b>.491</b>	<b>221</b>	<b>56</b>	<b>344</b>	<b>27</b>	<b>.386</b>	<b>24</b>	<b>27</b>	<b>84</b>	<b>114</b>	<b>1513</b>	<b>581</b>	<b>74</b>	<b>.966</b>
<b>Opponents</b>	<b>.302</b>	<b>57</b>	<b>57</b>	<b>2056</b>	<b>436</b>	<b>620</b>	<b>136</b>	<b>15</b>	<b>70</b>	<b>397</b>	<b>996</b>	<b>.484</b>	<b>237</b>	<b>51</b>	<b>436</b>	<b>22</b>	<b>.382</b>	<b>32</b>	<b>39</b>	<b>56</b>	<b>75</b>	<b>1501</b>	<b>615</b>	<b>66</b>	<b>.970</b>

LOB - Team (427), Opp (466). DPs turned - Team (31), Opp (38). CI - Team (0), Opp (1). IBB - Team (4), Maher 2, Phillips 1, Carrier 1, Opp (16). Picked off - J. Taylor 4, York 3, Phillips 1, McCabe 1, Mays 1.

Pitching	ERA	W	L	APP	GS	CG	SHO	CBO	SV	IP	H	R	ER	BB	SO	2B	3B	HR	AB	B/Avg	WP	HBP	BK	SFA	SHA	
17 Jamin McCann	5.19	8	4	26	6	0	0	0	0	60.2	56	37	35	26	50	16	0	7	222	.252	3	10	1	3	3	
34 Blake Smith	5.58	4	4	19	9	0	0	0	0	61.1	67	42	38	29	52	10	0	7	236	.284	3	5	0	4	7	
30 Ryan Simpler	6.18	0	6	27	5	0	0	0	3	62.2	65	54	43	30	72	20	2	6	249	.261	4	7	1	3	3	
18 Lee Haeberle	6.69	4	4	20	15	0	0	0	0	79.1	95	64	59	34	90	23	3	18	329	.289	9	0	3	2	4	
-----																										
22 Daniel Sweeney	0.00	0	0	2	0	0	0	0	0	1.1	1	2	0	0	0	0	0	1	6	.167	0	0	0	0	0	
36 Connor Bartow	4.76	0	0	6	0	0	0	0	0	5.2	8	3	3	2	4	1	0	0	24	.333	1	1	0	1	0	
11 Peyton Taylor	5.17	3	4	31	1	0	0	0	5	38.1	49	24	22	7	24	9	1	6	158	.310	4	4	0	3	6	
28 Logan Gentry	6.87	1	0	14	3	0	0	0	0	18.1	23	16	14	9	16	3	1	3	75	.307	1	3	0	1	1	
26 Russell Koesters	7.45	1	1	15	1	0	0	0	0	19.1	36	16	16	7	18	9	1	2	94	.383	1	1	0	0	0	
13 Josh Jacques	7.50	2	1	23	2	0	0	0	1	24.0	32	28	20	11	16	7	2	4	95	.337	1	0	1	4	7	
23 Victor Gonzalez	7.89	3	0	15	10	0	0	0	0	43.1	54	43	38	27	29	8	3	6	176	.307	13	6	2	3	2	
33 Griffin Krieg	8.02	0	4	23	4	0	0	0	0	46.0	56	47	41	32	41	12	2	5	187	.299	5	4	0	4	4	
20 Dillon Cate	8.87	1	1	18	1	0	0	0	0	22.1	34	22	22	13	12	5	0	4	93	.366	4	2	0	3	0	
32 Zach Thompson	10.57	0	0	7	0	0	0	0	0	7.2	14	10	9	0	7	7	0	1	37	.378	0	1	0	0	0	
5 Caleb Cook	10.80	0	0	3	0	0	0	0	0	1.2	3	2	2	5	0	1	0	0	9	.333	2	0	0	0	0	
29 Andy Higley	12.71	0	0	11	0	0	0	0	0	11.1	22	23	16	4	5	3	0	0	57	.386	2	6	0	1	2	
2 Chris Cook	27.00	0	1	2	0	0	0	0	0	1.0	5	3	3	1	0	2	0	0	9	.556	0	1	0	0	0	
Totals	6.80	27	30	57	57	0	0	0	0	9	504.1	620	436	381	237	436	136	15	70	2056	.302	53	51	8	32	39
Opponents	7.16	30	27	57	57	2	3	1	12	500.1	622	430	398	221	436	119	15	75	2059	.307	58	56	9	24	27	

PB - Team (22), Owenby 17, Clift 4, Millsap 1, Opp (14). Pickoffs - Team (5), Simpler 2, McCann 2, Krieg 1, Opp (10). SBA/ATT - Owenby (47-60), Gonzalez (12-13), Simpler (10-13), Haeberle (8-11), Clift (6-10), Smith (6-9), Krieg (6-8), Gentry (3-4), McCann (1-4), Jacques (2-3), Higley (3-3), P. Taylor (1-2), Lasure (1-2), Koesters (2-2), Cate (1-2), Millsap (2-2), Thompson (1-1).



**LATHAM STADIUM**  
CAPACITY: 2,000

## FURMAN PALADINS

### Basic information

Location: ..... Greenville, S.C.  
Founded: ..... 1826  
Enrollment: ..... 2,700  
Nickname: ..... Paladins  
Colors: ..... Purple and White  
President: ..... Dr. Elizabeth Davis  
Director of athletics: ..... Mike Buddie

### Team information

2016 record: ..... 29-30  
SoCon record: ..... 14-10 (4th)  
Home: ..... 16-12  
Away: ..... 11-16  
Neutral: ..... 2-2  
Letterwinners returning/lost: ..... 22/9  
Position starters returning/lost: ..... 7/2  
Starting pitchers returning/lost: ..... 2/1  
Newcomers: ..... 14

### Media relations

Baseball contact: ..... Hunter Reid  
Email: ..... hunter.reid@furman.edu  
Office: ..... 864-294-2061  
Cell: ..... 864-567-1663  
Press box: ..... 864-294-3066  
Website: ..... FurmanPaladins.com



Hunter Reid  
Baseball SID

### SoCon regular-season titles (4)

1965, 1969, 1971, 1976

### SoCon Championship titles (2)

1991, 2005

### NCAA appearances (5)

1965, 1969, 1976, 1991, 2005

## 2017 SCHEDULE

Date	Opponent	Time (ET)
F17	DAYTON	4 p.m.
F18	DAYTON	1 p.m.
F19	DAYTON	1 p.m.
F21	at Presbyterian	2 p.m.
F24	MONMOUTH	4 p.m.
F25	MONMOUTH	1 p.m.
F26	MONMOUTH	1 p.m.
F28	at USC Upstate	4 p.m.
M1	UNC ASHEVILLE	6 p.m.
M3	MICHIGAN STATE^	5 p.m.
M4	UT MARTIN	5 p.m.
M5	PRESBYTERIAN^	3 p.m.
M8	BUTLER	2 p.m.
M10	at Mississippi	7:30 p.m.
M11	at Mississippi	2:30 p.m.
M12	at Mississippi	2:30 p.m.
M14	SOUTH CAROLINA^	7 p.m.
M17	NORTH CAROLINA A&T	6 p.m.
M18	NORTH CAROLINA A&T	4 p.m.
M19	NORTH CAROLINA A&T	1 p.m.
M21	at Georgia State	6 p.m.
M24	at Wofford*	6 p.m.
M25	at Wofford*	3 p.m.
M26	at Wofford*	1 p.m.
M28	at Clemson	6:30 p.m.
M31	MERCER*	6 p.m.
A1	MERCER*	4 p.m.
A2	MERCER*	1 p.m.
A4	at South Carolina	7 p.m.
A7	at UNC*	6 p.m.
A8	at UNC*	3 p.m.
A9	at UNC*	1 p.m.
A11	USC UPSTATE	6 p.m.
A13	at Western Carolina*	5 p.m.
A14	at Western Carolina*	5 p.m.
A15	at Western Carolina*	2 p.m.
A19	PRESBYTERIAN	6 p.m.
A21	ETSU*	6 p.m.
A22	ETSU*	4 p.m.
A23	ETSU*	1 p.m.
A26	at Gardner-Webb	7 p.m.
A28	THE CITADEL*	6 p.m.
A29	THE CITADEL*	4 p.m.
A30	THE CITADEL*	1 p.m.
M3	GARDNER-WEBB	6 p.m.
M5	at Samford*	7 p.m.
M6	at Samford*	3 p.m.
M7	at Samford*	2 p.m.
M9	CLEMSON^	7 p.m.
M12	VMI*	6 p.m.
M13	VMI*	4 p.m.
M14	VMI*	1 p.m.
M16	at Georgia	6 p.m.
M18	at Belmont	6 p.m.
M19	at Belmont	6 p.m.
M20	at Belmont	2 p.m.
M23-28	at SoCon Championship (Fluor Field; Greenville, S.C.)	

\* - Southern Conference game  
^ - Fluor Field (Greenville, S.C.)

## 2017 PALADINS ROSTER

No.	Name	Pos.	B/T	Ht.	Wt.	Cl.	Hometown/previous school
1	Sims Griffith	INF	R/R	6-0	195	Jr.	Gainesville, Ga./Gainesville
5	Carter Grote	OF	R/R	5-10	180	Sr.	Pittsburgh, Pa./South Park
6	Jabari Richards	OF	L/L	6-0	180	So.	Fayetteville, Ga./Whitewater
7	Jake Crawford	3B/RHP	R/R	6-1	175	So.	Honea Path, S.C./Belton-Honea Path
8	John Michael Boswell	C	R/R	6-0	210	So.	Atlanta, Ga./Paideia
9	Jason Costa	C	R/R	6-2	210	Jr.	Port Matilda, Pa./State College/Walters State
11	Dillon Love	INF	R/R	5-10	170	Fr.	Statesville, N.C./West Iredell
12	Chase Belk	RHP	R/R	6-0	190	So.	Sumter, S.C./Wilson Hall School
14	Max Mehlbaum	LHP/OF	L/L	5-11	180	Fr.	Sherman Oaks, Calif./Chatsworth
15	Jonathan Mouw	RHP	R/R	6-1	215	R-Fr.	Canton, Ga./Creekview
16	Cameron Whitehead	C	R/R	6-0	210	Sr.	Cincinnati, Ohio/Moeller
17	Sky Overton	OF	R/R	5-10	200	Sr.	Johns Creek, Ga./Johns Creek
18	Paul Barnhill	RHP	R/R	6-6	230	Sr.	Charlotte, N.C./Charlotte Country Day School
19	Logan Taplett	C	R/R	5-11	180	Fr.	Palm Beach Gardens, Fla./The Benjamin School
20	Andrew Holweger	LHP	L/L	6-3	175	Fr.	Springboro, Ohio/Springboro
21	Nik Verbeke	RHP	R/R	6-3	190	Jr.	Cumming, Ga./Forsyth Central/Spartanburg Methodist
22	Trent Alley	RHP/UTL	R/R	6-4	185	Fr.	Charlotte, N.C./Charlotte Country Day School
23	Billy Greenfield	LHP	L/L	6-4	190	Sr.	Radnor, Pa./Radnor
24	Will Gaddis	RHP	R/R	6-1	185	Jr.	Brentwood, Tenn./Brentwood
25	Nolan Mullen	RHP	R/R	6-1	190	Sr.	Palm City, Fla./Martin County
26	Eric Taylor	RHP	R/R	6-3	175	So.	Rock Hill, S.C./Northwestern HS
28	Austin Wood	RHP	R/R	6-5	210	Fr.	Niwot, Colo./Silver Creek
29	Will Dvorak	RHP	R/R	5-11	190	Sr.	Winter Park, Fla./Lake Highland Prep School
30	Chadwick Word	INF	R/R	6-0	190	So.	Orlando, Fla./The First Academy
32	John Michael Bertrand	LHP	L/L	6-3	203	Fr.	Alpharetta, Ga./Blessed Trinity School
33	Matthew Quarles	RHP	R/R	6-0	200	Sr.	Greenwood, S.C./Emerald
34	Katon Harwood	RHP	R/R	6-3	205	Sr.	Asheville, N.C./Appalachian State
35	Tyler Kimbrell	RHP	R/R	6-6	225	Jr.	Mt. Pleasant, S.C./Spartanburg Methodist
36	Rutty Jones	RHP	R/R	6-6	215	So.	Marietta, Ga./Mt. Paran Christian School
37	Grant Schuermann	LHP	L/L	6-1	195	R-So.	Cincinnati, Ohio/Lakota West
38	Paul Todd	RHP	R/R	5-11	150	Fr.	Raleigh, N.C./Cardinal Gibbons
39	Tre Jackson	OF	R/R	5-9	170	So.	College Park, Ga./Woodward Academy
40	Hunter Baker	RHP	RHP	6-7	240	Jr.	Fuquay-Varina, N.C./Spartanburg Methodist
41	Bret Huebner	C/INF	R/R	5-9	175	So.	Andover, Minn./Cretin-Derham Hall School
42	David Webel	OF	R/R	5-10	170	Fr.	Coral Gables, Fla./Coral Gables
43	Brandon Elmy	1B/RHP	R/R	6-2	205	Jr.	Nokomis, Fla./Venice
44	Landon Kay	OF	R/R	6-0	195	Jr.	Charlotte, N.C./Weddington
45	Heath Hawkins	RHP	R/R	6-5	225	So.	Matthews, N.C./Charlotte Christian

## HEAD COACH BRETT HARKER

Alma mater: ..... College of Charleston, 2006  
Hometown: ..... Greenville, S.C.  
Career record (years): ..... 0-0 (First)  
School record (years): ..... Same  
SoCon record (years): ..... 0-0 (First)  
SoCon Championship record (appearances): ..... 0-0 (0)  
NCAA appearances: ..... 0

### Assistant coaches

Taylor Harbin ..... 2nd season (Clemson, 2015)  
Kaleb Davis ..... 1st season (Anderson, 2011)  
Geoff Kimmel ..... 1st season (Wesley, 2011)





**JUNIOR WILL GADDIS**

## 2016 RESULTS (29-30, 14-10 SOCON; 4TH)

Date	Opponent	Result	Date	Opponent	Result
F19	FORDHAM%	L, 2-5	A15	UNCG*	W, 9-7
F20	MICHIGAN STATE%	L, 8-15	A16	UNCG*	L, 11-18
F21	PRESBYTERIAN%	W, 9-8 (11)	A17	UNCG*	L, 0-14 (7)
F26	DAYTON	W, 8-1	A19	at USC Upstate	L, 2-8
F27	DAYTON	W, 9-3	A20	SOUTH CAROLINA%	L, 4-14
F28	DAYTON	W, 5-2	A22	at Mercer*	L, 7-8
M1	USC UPSTATE	L, 3-11	A23	at Mercer*	L, 4-8
M5	HOLY CROSS	W, 5-2	A24	at Mercer*	W, 4-0
M5	HOLY CROSS	W, 7-4	A26	PRESBYTERIAN	W, 8-6
M6	HOLY CROSS	L, 7-10	A30	at The Citadel*	W, 9-6
M8	UNC ASHEVILLE	W, 8-6	A30	at The Citadel*	W, 12-7
M9	at South Carolina	L, 4-5	M1	at The Citadel*	W, 4-1
M11	at Tulane	L, 6-11	M4	at Clemson	L, 6-7 (11)
M12	at Tulane	L, 6-10	M6	WESTERN CAROLINA*	W, 11-4
M13	at Tulane	L, 0-8	M7	WESTERN CAROLINA*	W, 9-8
M15	COLLEGE OF CHARLESTON	W, 9-7	M8	WESTERN CAROLINA*	L, 4-10
M18	at Davidson	L, 4-15	M10	at UNC Asheville	W, 4-3
M19	at Davidson	L, 3-4	M13	at VMI*	L, 6-10
M20	at Davidson	L, 3-4	M14	at VMI*	W, 15-4
M22	at Gardner-Webb	L, 3-6	M15	at VMI*	W, 3-1
M24	SAMFORD*	W, 4-2	M19	WOFFORD*	W, 2-0
M25	SAMFORD*	W, 8-5	M21	WOFFORD*	W, 5-1
M26	SAMFORD*	L, 3-5	M21	WOFFORD*	L, 5-13
M29	CLEMSON%	L, 7-9	M25	vs. ETSU&	W, 3-0
A1	at ETSU*	W, 6-5	M26	vs. Mercer&	L, 1-6
A2	at ETSU*	L, 3-6	M27	vs. UNCG&	W, 15-10
A3	at ETSU*	L, 9-13	M28	vs. Samford&	L, 0-2
A6	GARDNER-WEBB	L, 1-2			
A8	at West Virginia	W, 7-3			
A10	at West Virginia	W, 8-6			
A10	at West Virginia	L, 5-8			
A13	at Presbyterian	W, 10-8			

\* - Southern Conference game

% - Flour Field (Greenville, S.C.)

& - SoCon Championship (Fluor Field; Greenville, S.C.)

## 2016 STATISTICS

Batting	AVG	GP	GS	AB	R	H	2B	3B	HR	RBI	TB	SLG%	BB	HBP	SO	GDP	OB%	SF	SH	SB	ATT	PO	A	E	FLD%
Jabari Richards	.343	41	40	166	41	57	11	3	10	25	104	.627	12	1	27	3	.391	0	7	10	12	66	2	2	.971
Carter Grote	.318	50	50	195	43	62	10	1	6	28	92	.472	21	7	19	0	.396	4	5	4	6	107	2	2	.982
Jordan Simpson	.311	42	42	161	25	50	6	1	5	34	73	.453	20	3	23	4	.397	0	1	1	3	14	49	5	.926
Jake Crawford	.308	53	52	208	27	64	15	0	1	31	82	.394	8	3	23	6	.339	2	3	3	5	47	100	14	.913
Sims Griffith	.274	57	57	215	39	59	6	0	3	22	74	.344	16	7	33	5	.342	2	3	3	5	104	105	4	.981
Sky Overton	.273	56	49	187	32	51	10	1	3	26	72	.385	20	10	38	3	.372	1	2	9	16	148	0	3	.980
Matt Towarnicky	.272	51	47	169	21	46	2	0	1	17	51	.302	4	3	18	1	.301	0	10	3	3	70	122	8	.960
Cameron Whitehead	.340	28	28	106	22	36	6	0	4	20	54	.509	14	4	29	0	.435	0	0	0	0	189	25	2	.991
Brandon Elmy	.328	31	31	116	23	38	7	0	1	21	48	.414	6	7	24	3	.386	3	0	0	0	261	19	1	.996
Griffin Davis	.243	43	31	115	12	28	2	0	3	20	39	.339	10	1	24	2	.305	2	0	0	1	34	0	1	.971
Deon Sanders	.239	35	28	109	21	26	4	0	6	19	48	.440	19	1	39	1	.351	2	2	0	1	177	17	4	.980
Bret Huebner	.227	14	5	22	1	5	0	0	0	3	5	.227	0	1	4	2	.261	0	1	0	0	38	3	1	.976
Landon Kay	.212	43	28	118	15	25	5	0	3	13	39	.331	10	1	33	1	.275	2	2	0	0	55	4	1	.983
John Michael Bosw	.176	17	9	34	4	6	2	0	0	2	8	.235	6	0	8	1	.300	0	1	0	0	7	0	0	1.000
Andrew MacLatchie	.171	35	28	82	11	14	1	1	4	15	29	.354	26	3	42	0	.381	2	3	0	0	175	17	3	.985
Rollin Layton	.167	7	4	12	3	2	1	0	0	2	3	.250	1	1	3	0	.267	1	2	0	0	36	2	0	1.000
Chadwick Word	.143	20	2	14	3	2	1	0	0	1	3	.214	0	0	6	1	.143	0	0	0	0	2	4	0	1.000
Stephen Skruck	.000	1	0	1	0	0	0	0	0	0	0	.000	0	0	0	0	.000	0	0	0	0	0	0	0	.000
<b>Totals</b>	<b>.281</b>	<b>59</b>	<b>59</b>	<b>2030</b>	<b>343</b>	<b>571</b>	<b>89</b>	<b>7</b>	<b>50</b>	<b>299</b>	<b>824</b>	<b>.406</b>	<b>193</b>	<b>53</b>	<b>393</b>	<b>33</b>	<b>.356</b>	<b>21</b>	<b>42</b>	<b>33</b>	<b>52</b>	<b>1553</b>	<b>549</b>	<b>63</b>	<b>.971</b>
<b>Opponents</b>	<b>.282</b>	<b>59</b>	<b>59</b>	<b>1991</b>	<b>385</b>	<b>561</b>	<b>112</b>	<b>15</b>	<b>54</b>	<b>345</b>	<b>865</b>	<b>.434</b>	<b>287</b>	<b>65</b>	<b>387</b>	<b>30</b>	<b>.385</b>	<b>31</b>	<b>47</b>	<b>78</b>	<b>106</b>	<b>1553</b>	<b>673</b>	<b>81</b>	<b>.965</b>

LOB - Team (443), Opp (484). DPs turned - Team (40), Opp (47). CI - Team (1), MacLatchie 1. IBB - Team (5), Overton 1, Crawford 1, Richards 1, Simpson 1, Grote 1, Opp (9). Picked off - Simpson 3, Richards 3, Crawford 2, Overton 2, Huebner 1, S. Griffith 1, Grote 1.

Pitching	ERA	W	L	APP	GS	CG	SHO	CBO	SV	IP	H	R	ER	BB	SO	2B	3B	HR	AB	B/Avg	WP	HBP	BK	SFA	SHA
Will Gaddis	3.45	10	3	15	15	2	1	1	0	101.2	95	49	39	20	92	17	1	6	381	.249	13	3	0	4	11
Matthew Quarles	5.32	7	7	16	16	0	0	1	0	88.0	100	54	52	42	72	20	4	11	335	.299	5	4	0	5	9
Harry Norman	5.88	1	2	23	8	0	0	0	0	59.2	63	48	39	42	33	18	4	7	228	.276	3	13	1	4	2
Nolan Mullen	2.56	0	2	29	0	0	0	0	5	31.2	21	15	9	30	27	4	0	0	106	.198	10	5	1	1	7
Paul Barnhill	4.50	0	0	3	0	0	0	0	0	2.0	0	1	1	3	2	0	0	0	5	.000	0	1	0	0	1
Will Dvorak	5.54	0	1	16	0	0	0	0	0	13.0	9	9	8	15	13	2	0	0	45	.200	2	3	1	2	1
Jake Crawford	5.77	0	5	17	7	0	0	2	5	53.0	54	34	34	24	25	10	2	10	210	.257	4	1	0	1	0
Heath Hawkins	6.27	3	0	19	1	0	0	1	1	33.0	37	28	23	22	18	8	1	4	128	.289	4	1	0	2	2
Billy Greenfield	6.68	4	1	18	4	0	0	0	1	33.2	43	27	25	14	30	9	0	4	131	.328	3	8	1	6	6
Eric Taylor	7.43	0	1	13	0	0	0	0	0	13.1	11	11	11	8	11	2	0	0	44	.250	3	5	0	0	1
Steven Fondu	7.50	3	1	23	0	0	0	0	2	18.0	16	16	15	16	14	2	1	1	68	.235	4	5	0	1	2
Ted Andrews	8.53	0	3	12	4	0	0	0	0	19.0	32	23	18	9	13	5	0	1	83	.386	1	6	1	1	2
Rollin Layton	8.53	1	0	13	0	0	0	0	0	12.2	19	16	12	6	11	4	1	4	55	.345	0	4	0	0	1
Chase Belk	9.00	0	0	11	0	0	0	0	0	6.0	6	7	6	10	4	1	1	0	24	.250	4	0	0	1	0
Ryan Griffith	11.51	0	2	16	3	0	0	0	0	22.2	34	30	29	19	18	7	0	1	98	.347	9	5	1	3	2
Brandon Elmy	13.50	0	0	2	1	0	0	0	0	2.2	5	4	4	3	1	0	0	3	11	.455	1	1	0	0	0
Rutty Jones	14.09	0	2	7	0	0	0	0	0	7.2	16	13	12	4	3	3	0	2	39	.410	3	0	0	0	0
<b>Totals</b>	<b>5.86</b>	<b>29</b>	<b>30</b>	<b>59</b>	<b>59</b>	<b>2</b>	<b>3</b>	<b>2</b>	<b>14</b>	<b>517.2</b>	<b>561</b>	<b>385</b>	<b>337</b>	<b>287</b>	<b>387</b>	<b>112</b>	<b>15</b>	<b>54</b>	<b>1991</b>	<b>.282</b>	<b>69</b>	<b>65</b>	<b>6</b>	<b>31</b>	<b>47</b>
<b>Opponents</b>	<b>4.99</b>	<b>30</b>	<b>29</b>	<b>59</b>	<b>59</b>	<b>5</b>	<b>3</b>	<b>1</b>	<b>7</b>	<b>517.2</b>	<b>571</b>	<b>343</b>	<b>287</b>	<b>193</b>	<b>393</b>	<b>89</b>	<b>7</b>	<b>50</b>	<b>2030</b>	<b>.281</b>	<b>62</b>	<b>53</b>	<b>10</b>	<b>21</b>	<b>42</b>

PB - Team (9), MacLatchie 8, Whitehead 1, Opp (9). Pickoffs - Team (14), Norman 7, Quarles 2, Whitehead 2, Greenfield 2, MacLatchie 1, Opp (13). SBA/ATT - MacLatchie (47-53), Whitehead (25-39), Norman (17-23), Dvorak (8-10), Gaddis (6-9), Greenfield (7-9), R. Griffith (8-8), Hawkins (4-8), Huebner (6-8), Mullen (6-8), Andrews (6-7), Quarles (4-6), Layton (4-5), Crawford (1-3), Jones (3-3), Taylor (1-3), Fondu (2-2), Belk (0-1), Elmy (1-1).





**ORTHOGEORGIA PARK**  
CAPACITY: 1,500

## MERCER BEARS

### Basic information

Location: ..... Macon, Ga.  
Founded: ..... 1833  
Enrollment: ..... 8,557  
Nickname: ..... Bears  
Colors: ..... Orange and Black  
President: ..... William D. Underwood  
Director of athletics: ..... Jim Cole

### Team information

2016 record: ..... 38-23  
SoCon record: ..... 16-8 (1st)  
Home: ..... 19-10  
Away: ..... 16-11  
Neutral: ..... 3-2  
Letterwinners returning/lost: ..... 27/7  
Position starters returning/lost: ..... 7/2  
Starting pitchers returning/lost: ..... 4/1  
Newcomers: ..... 10

### Media relations

Baseball contact: ..... Gerrit Van Genderen  
Email: ..... gerrit.w.vangenderen@live.mercer.edu  
Cell: ..... 919-632-0217  
Press box: ..... 919-632-0217  
Website: ..... MercerBears.com



Gerrit Van Genderen  
Baseball SID

### SoCon regular-season titles (2)

2015, 2016

### SoCon Championship titles (1)

2015

### NCAA appearances (3)

2010, 2013, 2015

## 2017 SCHEDULE

Date	Opponent	Time (ET)
F17	MARYLAND EASTERN SHORE	4 p.m.
F18	MARYLAND EASTERN SHORE	2 p.m.
F19	MARYLAND EASTERN SHORE	1 p.m.
F21	GEORGIA	6 p.m.
F24	HARTFORD	4 p.m.
F25	HARTFORD	2 p.m.
F26	HARTFORD	1 p.m.
F28	at Florida A&M	5 p.m.
M1	at Florida A&M	4 p.m.
M3	at Austin Peay	7 p.m.
M4	at Austin Peay	2 p.m.
M5	at Austin Peay	2 p.m.
M7	SAVANNAH STATE	6 p.m.
M8	at Savannah State	5 p.m.
M10	BRADLEY	6 p.m.
M11	BRADLEY	2 p.m.
M12	BRADLEY	1 p.m.
M14	at Georgia	6 p.m.
M17	at East Carolina	6:30 p.m.
M18	at East Carolina	4 p.m.
M19	at East Carolina	1 p.m.
M21	FLORIDA A&M	6 p.m.
M22	FLORIDA A&M	4 p.m.
M24	ETSU*	6 p.m.
M25	ETSU*	2 p.m.
M26	ETSU*	1 p.m.
M28	GEORGIA TECH	6 p.m.
M31	at Furman*	6 p.m.
A1	at Furman*	4 p.m.
A2	at Furman*	1 p.m.
A4	at Kennesaw State	6 p.m.
A5	GEORGIA STATE	6 p.m.
A7	SAMFORD*	6 p.m.
A8	SAMFORD*	2 p.m.
A9	SAMFORD*	1 p.m.
A11	at Georgia State	6 p.m.
A13	at VMI*	6 p.m.
A14	at VMI*	6 p.m.
A15	at VMI*	3 p.m.
A18	at Georgia Tech	6 p.m.
A21	at The Citadel*	6 p.m.
A22	at The Citadel*	2 p.m.
A23	at The Citadel*	1 p.m.
A25	GEORGIA SOUTHERN	6 p.m.
A26	at Georgia Southern	6 p.m.
A28	UNCG*	6 p.m.
A29	UNCG*	2 p.m.
A30	UNCG*	1 p.m.
M10	at Florida State	6 p.m.
M12	at Wofford*	6 p.m.
M14	at Wofford*	2 p.m.
M14	at Wofford*	5 p.m.
M16	KENNESAW STATE	6 p.m.
M18	WESTERN CAROLINA*	6 p.m.
M19	WESTERN CAROLINA*	6 p.m.
M20	WESTERN CAROLINA*	2 p.m.
M23-28	at SoCon Championship (Fleur Field; Greenville, S.C.)	

\* - Southern Conference game

## 2017 BEARS ROSTER

No.	Name	Pos.	B/T	Ht.	Wt.	Cl.	Hometown/previous school
2	Drew Lingo	INF	R/R	5-10	180	R-Jr.	Hamilton, Ga./Chattahoochee Valley CC
3	Ryan Hagan	MI	R/R	5-11	190	Sr.	Sugar Hill, Ga./Chattahoochee Valley CC
4	Jackson Ware	INF	R/R	5-11	185	Jr.	Statesboro, Ga./Statesboro
5	Taylor Lobus	RHP	R/R	6-1	190	So.	Marietta, Ga./Etowah
6	Matt Meeder	INF	R/R	5-8	170	Sr.	Roswell, Ga./Roswell
7	Robert Broom	RHP	R/R	6-1	180	So.	Chicamauga, Ga./Gordon Lee
8	Trey Truitt	OF	R/R	6-1	190	Jr.	Dothan, Ala./Rehobeth
9	Austin Lord	LHP	L/L	6-0	185	Sr.	Toccoa Falls, Ga./Stephens County
10	Conrad Cornell	RHP	R/R	6-1	200	Jr.	Conyers, Ga./Westminster
11	Alex Hanson	OF	R/R	5-10	170	Jr.	Tampa, Fla./St. Petersburg
12	Steven Taylor	INF	R/R	6-0	185	Jr.	Atlanta, Ga./Marist HS
13	David Posas	OF	B/R	6-0	198	R-Fr.	Valdosta, Ga./Valdosta
14	Austin Cox	LHP	L/L	6-3	205	So.	Macon, Ga./First Presbyterian Day
15	Adam Moore	OF	L/R	6-1	200	So.	Atlanta, Ga./Kings Ridge Christian
16	Howard Joe	INF	R/R	6-3	220	R-Sr.	Atlanta, Ga./Holy Innocents
17	Alex Crotty	C	L/R	6-1	205	Fr.	Windermere Fla./Windermere Prep
18	Charlie Madden	C	R/R	6-3	200	Sr.	Atlanta, Ga./Dunwoody
19	Alex Alvord	C	R/R	6-1	200	Fr.	Atlanta, Ga./Woodward Academy
21	Danny Edgeworth	INF	L/R	6-3	195	Sr.	Suwanee, Ga./Lambert
22	Zach Graveno	RHP	R/R	6-2	210	Fr.	Suwanee, Ga./Lambert
23	Carter Varga	RHP	R/R	6-2	200	Jr.	Orlando, Fla./Edgewater
24	Chase Burks	RHP	R/R	6-4	230	Jr.	Marietta, Ga./Chattahoochee Valley CC
25	JT Thomas	C	R/R	5-10	185	Jr.	Woodstock, Ga./Chattahoochee Valley CC
26	Connor Herd	LHP	L/L	6-4	205	Jr.	Cologne, Minn./Holy Family Catholic
27	Kevin Coulter	RHP	R/R	6-5	210	So.	Buford, Ga./Buford
28	Christian Vann	LHP	L/L	6-2	195	Jr.	Lilburn, Ga./Chattahoochee Valley CC
29	Jordan Ammons	INF	R/R	6-3	195	Fr.	Minneapolis, Minn./Cretin-Derham Hall
30	Ben Brock	RHP	R/R	6-2	190	Fr.	Acworth, Ga./Harrison
31	Adam Corn	RHP	R/R	6-1	190	So.	Suwanee, Ga./North Gwinnett
32	Nick Spear	RHP	R/R	5-11	175	So.	Atlanta, Ga./St. Pius
34	Ben Upton	1B	L/R	6-1	205	Sr.	Kingwood, Texas/Blinn CC
36	Josh Knies	RHP	R/R	6-1	190	Sr.	Sarasota, Fla./Florida CC at Jacksonville
38	Andrew Kane	RHP	R/R	6-7	235	So.	Windermere, Fla./Windermere Prep
39	Ryan Askew	RHP	R/R	6-6	245	Sr.	Suwanee, Ga./Collins Hill
42	Kyle Bialousz	RHP	R/R	5-11	165	So.	Brunswick, Ga./Brunswick
44	Hunter Bening	1B	R/R	6-5	240	Sr.	Fayetteville, Ga./Northwest Florida State College
49	Sawyer Gipson-Long	RHP	R/R	6-4	210	Fr.	Woodstock, Ga./Etowah

## HEAD COACH CRAIG GIBSON



Alma mater: ..... Mercer, 1986  
Hometown: ..... Macon, Ga.  
Career record (years): ..... 431-314 (13)  
School record (years): ..... Same  
SoCon record (years): ..... 32-15 (2)  
SoCon Championship record (appearances): ..... 7-2 (2)  
NCAA appearances: ..... 3

### Assistant coaches

Brent Shade ..... 9th season (Defiance, 2001)  
Willie Stewart ..... 2nd season (UNC Asheville, 2000)  
Ian Humphrey ..... 1st season (Marshall, 2013)



SENIOR RYAN ASKEEW

## 2016 RESULTS (38-23, 16-8 SOCON; 1ST)

Date	Opponent	Result	A10	at ETSU*	W, 9-8
F19	RADFORD	W, 10-7	Date	Opponent	Result
F20	RADFORD	W, 8-7	A13	at Georgia Southern	L, 5-8
F21	RADFORD	W, 9-2	A16	VMI*	W, 10-6
F24	GEORGIA	L, 6-7 (10)	A16	VMI*	L, 3-4
F26	XAVIER	W, 3-1 (10)	A17	VMI*	W, 7-2
F27	XAVIER	W, 5-3	A19	at Georgia Tech	W, 9-8
F28	XAVIER	W, 18-14	A22	FURMAN*	W, 8-7
M1	FLORIDA A&M	W, 11-3	A23	FURMAN*	W, 8-4
M2	FLORIDA A&M	L, 7-14	A24	FURMAN*	L, 0-4
M4	AUSTIN PEAY	L, 7-10	A26	at Savannah State	W, 7-3
M5	AUSTIN PEAY	W, 13-12	A29	at Western Carolina*	L, 7-9
M6	AUSTIN PEAY	W, 14-4	A30	at Western Carolina*	W, 9-8 (10)
M8	at Georgia State	L, 3-4	M1	at Western Carolina*	W, 9-2
M11	at College of Charleston	L, 2-6	M5	THE CITADEL*	W, 8-7
M12	at College of Charleston	L, 4-5	M6	THE CITADEL*	W, 11-4
M13	at College of Charleston	L, 13-17	M8	THE CITADEL*	L, 8-9
M15	GEORGIA SOUTHERN	L, 10-11	M10	at Florida A&M	L, 6-7 (11)
M18	at Kennesaw State	W, 10-7	M11	at Florida A&M	W, 22-5 (7)
M19	at Kennesaw State	W, 9-6	M13	at Butler	W, 6-5
M20	KENNESAW STATE	W, 11-5	M14	at Butler	W, 5-4 (10)
M22	at Georgia	W, 3-1	M15	at Butler	L, 3-7
M24	WOFFORD*	W, 12-7	M19	at UNCG*	W, 8-2
M25	WOFFORD*	W, 14-3	M19	at UNCG*	L, 0-1
M26	WOFFORD*	L, 5-7	M20	at UNCG*	W, 9-1
M29	SAVANNAH STATE	W, 16-6	M25	vs. The Citadel&	W, 13-1 (7)
M30	GEORGIA STATE	L, 6-10	M26	vs. Furman&	W, 6-1
A1	at Samford*	L, 5-11	M28	vs. Western Carolina&	W, 9-8
A2	at Samford*	W, 5-3	M29	vs. Western Carolina&	L, 2-4
A3	at Samford*	L, 1-3	M29	vs. Western Carolina&	L, 2-3
A5	GEORGIA TECH	L, 5-6			
A8	at ETSU*	W, 7-5			
A9	at ETSU*	W, 12-9			

\* - Southern Conference game  
& - SoCon Championship (Fluor Field; Greenville, S.C.)

## 2016 STATISTICS

Batting	AVG	GP	GS	AB	R	H	2B	3B	HR	RBI	TB	SLG%	BB	HBP	SO	GDP	OB%	SF	SH	SB	ATT	PO	A	E	FLD%
Kyle Lewis	.395	61	61	223	70	88	11	2	20	72	163	.731	66	7	48	1	.535	5	0	6	11	143	2	0	1.000
Trey Truitt	.335	59	58	236	64	79	16	2	17	54	150	.636	40	3	67	3	.430	5	7	2	6	97	1	5	.951
Ryan Hagan	.316	61	61	244	57	77	18	0	8	55	119	.488	41	4	40	9	.419	2	10	10	14	139	179	7	.978
Blaise Lezynski	.303	52	41	145	28	44	10	0	4	22	66	.455	14	4	28	2	.378	1	7	2	3	23	0	0	1.000
Charlie Madden	.287	57	53	195	49	56	7	0	11	50	96	.492	28	5	38	1	.385	3	17	1	4	361	35	4	.990
Hunter Bening	.279	55	49	172	24	48	10	1	5	32	75	.436	21	5	53	1	.372	1	11	0	2	419	26	4	.991
Matt Meeder	.278	61	61	205	52	57	8	1	3	27	76	.371	47	16	27	3	.448	0	12	1	3	76	182	10	.963
Danny Edgeworth	.265	61	61	230	44	61	10	1	10	41	103	.448	33	13	42	4	.385	2	11	2	3	35	93	7	.948
Jackson Ware	.262	58	42	145	31	38	7	1	2	31	53	.366	31	5	28	3	.400	4	12	3	4	83	4	1	.989
Steven Taylor	.500	14	0	6	1	3	0	0	0	2	3	.500	0	3	1	0	.600	1	1	0	0	1	3	0	1.000
Caleb McElwaney	.333	3	0	3	0	1	0	0	0	0	1	.333	0	0	1	0	.333	0	0	0	0	0	0	0	.000
Jose Hernandez	.295	46	21	78	15	23	4	0	6	20	45	.577	26	3	34	2	.481	1	1	0	0	80	11	1	.989
Ben Upton	.208	45	21	106	21	22	4	1	5	16	43	.406	12	0	31	5	.283	2	1	1	1	44	4	2	.960
Adam Moore	.200	17	2	15	5	3	1	0	0	3	4	.267	0	0	7	0	.188	1	0	0	0	0	1	0	1.000
Howard Joe	.164	37	14	55	6	9	0	0	2	8	15	.273	7	2	13	0	.273	2	2	0	0	80	5	1	.988
David Posas	.000	1	0	1	0	0	0	0	0	0	0	.000	0	0	1	0	.000	0	0	0	0	0	1	0	1.000
Conrad Cornell	.000	14	0	1	6	0	0	0	0	0	0	.000	0	0	1	0	.000	0	0	0	0	1	6	0	1.000
Austin Lord	.000	1	0	0	0	0	0	0	0	0	0	.000	0	0	0	0	.000	0	1	0	0	3	10	0	1.000
Conard Broom	.000	1	0	0	0	0	0	0	0	0	0	.000	0	0	0	0	.000	0	0	0	0	6	10	2	.889
Ryan Askeew	.000	3	3	0	0	0	0	0	0	0	0	.000	0	0	0	0	.000	0	0	0	0	11	15	1	.963
Connor Herd	.000	1	1	0	0	0	0	0	0	0	0	.000	0	0	0	0	.000	0	0	0	0	3	6	1	.900
<b>Totals</b>	<b>.296</b>	<b>61</b>	<b>61</b>	<b>2060</b>	<b>473</b>	<b>609</b>	<b>106</b>	<b>9</b>	<b>93</b>	<b>433</b>	<b>1012</b>	<b>.491</b>	<b>366</b>	<b>70</b>	<b>460</b>	<b>34</b>	<b>.414</b>	<b>30</b>	<b>93</b>	<b>28</b>	<b>51</b>	<b>1621</b>	<b>641</b>	<b>47</b>	<b>.980</b>
<b>Opponents</b>	<b>.281</b>	<b>61</b>	<b>61</b>	<b>2091</b>	<b>358</b>	<b>587</b>	<b>77</b>	<b>6</b>	<b>66</b>	<b>328</b>	<b>874</b>	<b>.418</b>	<b>237</b>	<b>57</b>	<b>443</b>	<b>36</b>	<b>.366</b>	<b>19</b>	<b>41</b>	<b>74</b>	<b>97</b>	<b>1594</b>	<b>570</b>	<b>91</b>	<b>.960</b>

LOB - Team (555), Opp (466). DPs turned - Team (48), Opp (46). CI - Team (0), Opp (3). IBB - Team (27), Lewis 21, Hagan 2, Truitt 1, Hernandez 1, Lezynski 1, Madden 1, Opp (19). Picked off - Hagan 3, Edgeworth 1, Meeder 1, Truitt 1, Lezynski 1, Lewis 1.

Pitching	ERA	W	L	APP	GS	CG	SHO	CBO	SV	IP	H	R	ER	BB	SO	2B	3B	HR	AB	B/Avg	WP	HBP	BK	SFA	SHA	7
Conard Broom	3.57	4	3	41	0	0	0	0	4	63.0	61	31	25	25	75	4	0	4	237	.257	2	5	0	6	5	
Ryan Askeew	3.90	6	3	16	16	0	0	0	0	101.2	102	49	44	18	65	6	1	13	389	.262	12	7	0	3	5	
Kevin Coulter	4.41	8	3	17	16	1	0	0	0	85.2	88	44	42	23	38	10	1	13	323	.272	6	7	0	3	6	
Austin Lord	4.26	5	1	33	0	0	0	0	4	38.0	37	18	18	9	36	3	0	7	144	.257	2	6	1	0	1	
Carter Varga	5.11	0	0	17	0	0	0	0	0	12.1	14	9	7	11	14	3	0	0	48	.292	3	1	1	0	0	
Connor Herd	6.02	2	3	17	13	0	0	0	0	49.1	37	37	33	45	46	5	0	6	173	.214	5	7	0	1	3	
Nick Spear	6.21	4	1	21	1	0	0	0	0	37.2	41	26	26	19	41	6	1	5	144	.285	7	3	0	4	5	
Josh Knies	6.23	3	2	20	7	0	0	0	0	39.0	59	31	27	8	28	14	1	6	168	.351	3	5	0	0	4	
Taylor Lobus	6.75	3	3	26	2	0	0	0	0	3	44.0	48	37	33	26	40	6	0	168	.286	6	1	0	1	6	
Kyle Bialousz	6.97	0	1	14	0	0	0	0	0	1	10.1	14	10	8	10	10	3	0	46	.304	1	0	1	0	0	
Conrad Cornell	8.41	1	1	12	5	0	0	0	0	20.1	24	21	19	11	16	5	1	1	81	.296	4	6	0	1	2	
Adam Corn	9.00	0	0	1	0	0	0	0	0	1.0	1	1	1	3	1	0	0	4	.250	0	0	0	0	0	0	
C.J. Martin	9.39	0	0	9	0	0	0	0	0	7.2	13	8	8	7	5	3	1	1	35	.371	2	2	0	0	0	
Andrew Kane	9.95	0	0	7	0	0	0	0	0	6.1	9	8	7	7	9	0	0	1	25	.360	1	2	2	0	1	
Austin Cox	10.12	2	2	27	1	0	0	0	3	24.0	39	28	27	15	19	9	0	1	106	.368	5	5	1	0	3	
<b>Totals</b>	<b>5.41</b>	<b>38</b>	<b>23</b>	<b>61</b>	<b>61</b>	<b>1</b>	<b>0</b>	<b>0</b>	<b>15</b>	<b>540.1</b>	<b>587</b>	<b>358</b>	<b>325</b>	<b>237</b>	<b>443</b>	<b>77</b>	<b>6</b>	<b>66</b>	<b>2091</b>	<b>.281</b>	<b>59</b>	<b>57</b>	<b>6</b>	<b>19</b>	<b>41</b>	
<b>Opponents</b>	<b>6.90</b>	<b>23</b>	<b>38</b>	<b>61</b>	<b>61</b>	<b>0</b>	<b>2</b>	<b>2</b>	<b>14</b>	<b>531.0</b>	<b>609</b>	<b>473</b>	<b>407</b>	<b>366</b>	<b>460</b>	<b>106</b>	<b>9</b>	<b>93</b>	<b>2059</b>	<b>.296</b>	<b>64</b>	<b>70</b>	<b>6</b>	<b>30</b>	<b>93</b>	

PB - Team (4), Madden 3, Hernandez 1, Opp (12). Pickoffs - Team (8), Lord 3, Knies 2, Cox 1, Herd 1, Coulter 1, Opp (8). SBA/ATT - Madden (57-73), Hernandez (17-19), Herd (14-16), Broom (10-15), Askeew (11-13), Lord (6-9), Spear (8-8), Martin (6-7), Cox (7-7), Coulter (4-6), Cornell (2-5), Lobus (3-5), Knies (2-3), Bialousz (1-2), Varga (0-1).





## UNCG SPARTANS

## Basic information

Location: ..... Greensboro, N.C.  
 Founded: ..... 1891  
 Enrollment: ..... 18,502  
 Nickname: ..... Spartans  
 Colors: ..... Blue and Gold  
 Chancellor: ..... Dr. Franklin Gilliam Jr.  
 Director of athletics: ..... Kim Record

## Team information

2016 record: ..... 38-21  
 SoCon record: ..... 15-9 (t-2nd)  
 Home: ..... 25-5  
 Away: ..... 10-13  
 Neutral: ..... 3-3  
 Letterwinners returning/lost: ..... 24/9  
 Position starters returning/lost: ..... 8/2  
 Starting pitchers returning/lost: ..... 2/2  
 Newcomers: ..... 10

## Media relations

Baseball contact: ..... Dan Wacker  
 Email: ..... d\_wacker@uncg.edu  
 Office: ..... 336-334-5615  
 Cell: ..... 608-487-3858  
 Press box: ..... 336-334-5625  
 Website: ..... UNCGSpartans.com



Dan Wacker  
Baseball SID

## SoCon regular-season titles (1)

1998

## SoCon Championship titles (0)

## NCAA appearances (2)

1994, 1997



UNCG BASEBALL STADIUM  
CAPACITY: 3,500

## 2017 SCHEDULE

Date	Opponent	Time (ET)
F17	at South Carolina	4 p.m.
F18	at South Carolina	2 p.m.
F19	at South Carolina	1:30 p.m.
F21	at Wake Forest	4 p.m.
F24	MICHIGAN STATE	4 p.m.
F25	MICHIGAN STATE	2 p.m.
F26	MICHIGAN STATE	1 p.m.
F28	NC STATE	4 p.m.
M1	HIGH POINT	4 p.m.
M3	MARYLAND EASTERN SHORE	4 p.m.
M4	MARYLAND EASTERN SHORE	2 p.m.
M5	MARYLAND EASTERN SHORE	1 p.m.
M7	ELON	4 p.m.
M10	PRINCETON	4 p.m.
M11	PRINCETON	1 p.m.
M11	PRINCETON	4:30 p.m.
M12	PRINCETON	1 p.m.
M16	LAFAYETTE	4 p.m.
M17	LAFAYETTE	1 p.m.
M17	LAFAYETTE	4:30 p.m.
M18	LAFAYETTE	1 p.m.
M22	vs. North Carolina A&T^	6 p.m.
M24	WESTERN CAROLINA*	6 p.m.
M25	WESTERN CAROLINA*	3 p.m.
M26	WESTERN CAROLINA*	1 p.m.
M28	UNC ASHEVILLE	6 p.m.
M31	at ETSU*	6:30 p.m.
A1	at ETSU*	2 p.m.
A2	at ETSU*	1 p.m.
A5	at North Carolina A&T	6 p.m.
A7	FURMAN*	6 p.m.
A8	FURMAN*	3 p.m.
A9	FURMAN*	1 p.m.
A11	at NC State	6 p.m.
A13	WOFFORD*	6 p.m.
A14	WOFFORD*	3 p.m.
A15	WOFFORD*	1 p.m.
A18	at High Point	6 p.m.
A21	at Ohio State	6:35 p.m.
A22	at Ohio State	3:05 p.m.
A23	at Ohio State	1:05 p.m.
A25	WAKE FOREST	6 p.m.
A28	at Mercer*	6 p.m.
A29	at Mercer*	2 p.m.
A30	at Mercer*	1 p.m.
M2	at Elon	6 p.m.
M5	at VMI*	6 p.m.
M6	at VMI*	6 p.m.
M7	at VMI*	1 p.m.
M12	THE CITADEL*	6 p.m.
M13	THE CITADEL*	3 p.m.
M14	THE CITADEL*	1 p.m.
M18	at Samford*	6 p.m.
M19	at Samford*	6 p.m.
M20	at Samford*	2 p.m.
M23-28	at SoCon Championship (Fluor Field; Greenville, S.C.)	

\* - Southern Conference game

^ - NewBridge Bank Park (Greensboro, N.C.)

## 2017 SPARTANS ROSTER

No.	Name	Pos.	B/T	Ht.	Wt.	Cl.	Hometown/previous school
1	Caleb Webster	INF	R/R	5-10	165	Fr.	Randleman, N.C./Randleman
2	Tripp Shelton	INF	R/R	5-11	160	Jr.	Winston-Salem, N.C./West Forsyth
3	Ben Spitznagel	UT	L/R	5-11	170	Sr.	Cincinnati, Ohio/Wabash Valley CC
4	Andrew Moritz	OF	L/R	5-11	170	So.	Charlotte, N.C./Providence
6	Ben Kerner	RHP	R/R	6-3	195	Sr.	Cary, N.C./Brunswick CC
7	Ryan Clinch	C/OF	L/R	6-3	180	Jr.	Jamestown, N.C./Brunswick CC
8	Austin Embler	INF	R/R	5-10	165	R-So.	Southern Pines, N.C./Pinecrest
10	Dillon Stewart	UT	R/R	6-0	200	Sr.	Dunn, N.C./Brunswick CC
11	Michael Bates	RHP	R/R	6-0	195	R-So.	Winston-Salem, N.C./West Forsyth
12	Ryne Sigmon	OF	S/R	6-0	170	Sr.	Danville, Va./Danville CC
13	Trevor Heasley	1B	R/R	6-2	220	Fr.	Apex, N.C./Middle Creek
14	Brandon Stephens	INF/RHP	R/R	6-3	195	Fr.	Willow Spring, N.C./Wake Christian Academy
15	Chad Sykes	RHP	R/R	5-11	165	Jr.	Creedmoor, N.C./Voyager Academy
17	Kyle Cliff	LHP	L/L	5-10	180	R-Jr.	Concord, N.C./Elgin CC
18	Michael Goss	INF	R/R	6-3	210	R-Sr.	Cartersville, Ga./Chattanooga State
20	Dan Loats	RHP	R/R	6-4	200	Jr.	Eden Prairie, Minn./NIACC
21	JoJo Underwood	INF/C	R/R	6-1	200	Sr.	Cartersville, Ga./Chattanooga State
22	Alex Sova	RHP	R/R	6-7	235	Jr.	Midland, Mich./Kellogg CC
23	Easton Welch	RHP	R/R	6-1	190	R-Jr.	Randleman, N.C./Randleman
24	Cesar Trejo	INF	R/R	6-2	195	So.	Greensboro, N.C./Ragsdale
25	Trey Jacobs	INF	L/R	6-2	185	R-Fr.	Hope Mills, N.C./South View
26	Drew Goodman	LHP	L/L	6-4	170	So.	Charlotte, N.C./Hopewell
27	Jake Mayhew	RHP	R/R	6-0	185	So.	Winston-Salem, N.C./West Forsyth
28	Devin Ruiz	OF	R/R	6-2	220	Jr.	Pennsauken, N.J./Paul VI
29	Zach Kuchmanier	LHP	L/L	6-1	200	R-So.	Charlotte, N.C./Marvin Ridge
30	Jackson Maynard	RHP	R/R	5-11	190	Jr.	Crozet, Va./Patrick Henry CC
31	Andrew Wantz	RHP	R/R	6-4	240	Jr.	Holly Springs, N.C./Holly Springs
32	Jake Lewis	LHP	L/L	6-2	205	So.	Wendell, N.C./Corinth Holders
33	Matt Frisbee	RHP	R/R	6-5	230	So.	Candler, N.C./Enka
34	Jeremiah Triplett	RHP	R/R	6-2	190	R-Fr.	Wilkesboro, N.C./West Wilkes
35	Jake Kusz	C	R/R	6-2	215	Sr.	Durham, N.C./Riverside
36	Matt Gould	C	R/R	5-9	195	So.	Naperville, Ill./Jefferson CC
37	Bryce Hensley	LHP	L/L	6-4	220	Jr.	Asheville, N.C./Catawba Valley CC
38	Travis Tuttle	RHP	R/R	6-1	180	R-Jr.	Winston-Salem, N.C./Surry CC

## HEAD COACH LINK JARRETT

Alma mater: ..... Florida State, 1994  
 Hometown: ..... Tallahassee, Fla.  
 Career record (years): ..... 106-107 (4)  
 School record (years): ..... Same  
 SoCon record (years): ..... 46-56 (4)  
 SoCon Championship record (appearances): ..... 1-5 (3)  
 NCAA appearances: ..... 0

## Assistant coaches

Jerry Edwards ..... 5th season (North Carolina Wesleyan, 1999)  
 Joey Holcomb ..... 5th season (Huntingdon, 2006)  
 Sean Guite ..... 2nd season (UNCG, 2014)





SENIOR BEN SPITZNAGEL

## 2016 RESULTS (38-21, 15-9 SOCON; T-2ND)

Date	Opponent	Result	Date	Opponent	Result
F19	at High Point	W, 9-3	A12	at Wake Forest	L, 4-6
F20	HIGH POINT	W, 13-5	A13	WAKE FOREST	W, 18-3
F21	at High Point	L, 5-15	A15	at Furman*	L, 7-9
F23	ELON	W, 7-3	A16	at Furman*	W, 18-11
F26	BINGHAMTON	W, 10-9	A17	at Furman*	W, 14-0 (7)
F27	BINGHAMTON	W, 5-2	A20	at Elon	L, 8-14
F28	BINGHAMTON	W, 19-4	A22	ETSU*	W, 6-5
M1	at NC State	L, 4-8	A23	ETSU*	W, 13-6
M4	ARMY WEST POINT	W, 16-2	A24	ETSU*	W, 9-7
M5	ARMY WEST POINT	W, 10-6	A26	CAMPBELL	W, 10-2
M6	ARMY WEST POINT	L, 4-6	A29	SAMFORD*	W, 10-2
M9	at UNCW	L, 4-8	A30	SAMFORD*	L, 3-9
M11	vs. Illinois^	W, 20-9	A30	SAMFORD*	L, 5-9
M11	at Coastal Carolina^	W, 4-2	M6	at Wofford*	L, 3-12
M12	vs. Illinois^	W, 5-4 (10)	M7	at Wofford*	W, 6-1
M13	at Coastal Carolina^	L, 4-7	M8	at Wofford*	W, 6-1
M16	MARYLAND EASTERN SHORE	W, 8-2	M11	at UNC Asheville	L, 7-12
M18	MARIST	W, 16-3	M13	at Western Carolina*	L, 5-8
M19	MARIST	W, 8-6	M14	at Western Carolina*	L, 8-19
M20	MARIST	W, 16-4	M15	at Western Carolina*	W, 8-5
M22	vs. North Carolina A&T%	L, 8-9 (10)	M19	MERCER*	L, 2-8
M24	Georgetown	W, 17-9	M19	MERCER*	W, 1-0
M25	Georgetown	W, 8-4	M20	MERCER*	L, 1-9
M26	Georgetown	W, 5-4	M25	vs. Samford&	L, 5-8
M29	North Carolina A&T	W, 6-2	M26	vs. Wofford&	W, 9-6
M30	at Campbell	W, 8-2	M27	vs. Furman&	L, 10-15
A1	VMI*	W, 10-6			
A2	VMI*	W, 11-6			
A3	VMI*	W, 6-1			
A5	at Duke	L, 4-7			
A8	at The Citadel*	W, 14-1			
A9	at The Citadel*	L, 5-7			
A10	at The Citadel*	W, 7-4			

\* - Southern Conference game

^ - Coastal Carolina Invitational (Conway, S.C.)

% - NewBridge Bank Park (Greensboro, N.C.)

&amp; - SoCon Championship (Fluor Field; Greenville, S.C.)

## 2016 STATISTICS

Batting	AVG	GP	GS	AB	R	H	2B	3B	HR	RBI	TB	SLG%	BB	HBP	SO	GDP	OB%	SF	SH	SB	ATT	PO	A	E	FLD%
Andrew Moritz	.400	41	41	165	43	66	11	7	1	33	94	.570	18	0	21	1	.454	2	7	8	10	95	4	0	1.000
L.J. Kalawaia	.396	56	56	225	62	89	11	6	6	65	130	.578	40	7	32	4	.493	4	0	23	31	111	5	4	.967
Ben Spitznagel	.385	59	59	247	61	95	15	2	1	23	117	.474	25	10	21	3	.459	1	7	21	28	128	126	8	.969
Cesar Trejo	.363	51	47	179	43	65	7	3	9	30	105	.587	15	3	42	4	.415	3	2	3	3	34	77	8	.933
Tripp Shelton	.357	31	31	129	32	46	9	3	3	15	70	.543	13	3	21	5	.428	0	5	9	9	30	81	9	.925
Collin Woody	.349	59	59	238	60	83	23	0	10	66	136	.571	26	10	43	6	.418	11	0	3	3	44	127	11	.940
Dillon Stewart	.335	59	59	209	62	70	19	4	14	62	139	.665	45	6	45	3	.455	6	2	9	11	164	13	3	.983
Ryne Sigmon	.329	59	59	228	40	75	12	5	5	56	112	.491	34	2	42	4	.417	2	2	8	12	109	3	4	.966
Michael Goss	.311	45	45	164	35	51	14	2	4	29	81	.494	19	9	23	5	.407	2	5	3	3	342	15	5	.986
Jake Kusz	.277	59	59	224	42	62	17	0	9	52	106	.473	22	4	37	8	.345	5	0	2	2	434	46	2	.996
Devin Ruiz	.288	25	16	73	10	21	6	0	3	16	36	.493	5	1	16	3	.342	0	0	1	1	10	1	0	1.000
Cody Fitch	.200	8	0	5	0	1	0	0	0	1	1	.200	1	0	1	1	.333	0	0	0	0	2	2	0	1.000
JoJo Underwood	.125	30	0	16	2	2	1	0	0	3	3	.188	0	1	2	0	.167	1	0	0	0	25	7	1	.970
Adam Hutson	.000	1	0	0	0	0	0	0	0	0	0	.000	0	0	0	0	.000	0	0	0	0	3	0	1	1.000
<b>Totals</b>	<b>.345</b>	<b>59</b>	<b>59</b>	<b>2102</b>	<b>492</b>	<b>726</b>	<b>145</b>	<b>32</b>	<b>65</b>	<b>451</b>	<b>1130</b>	<b>.538</b>	<b>263</b>	<b>56</b>	<b>346</b>	<b>47</b>	<b>.425</b>	<b>37</b>	<b>30</b>	<b>90</b>	<b>113</b>	<b>1554</b>	<b>578</b>	<b>64</b>	<b>.971</b>
<b>Opponents</b>	<b>.266</b>	<b>59</b>	<b>59</b>	<b>1972</b>	<b>355</b>	<b>524</b>	<b>101</b>	<b>14</b>	<b>45</b>	<b>318</b>	<b>788</b>	<b>.400</b>	<b>307</b>	<b>75</b>	<b>470</b>	<b>24</b>	<b>.381</b>	<b>22</b>	<b>57</b>	<b>67</b>	<b>81</b>	<b>1519</b>	<b>641</b>	<b>75</b>	<b>.966</b>

LOB - Team (480), Opp (524). DPs turned - Team (33), Opp (59). CI - Team (0), Opp (3). IBB - Team (5), Kalawaia 2, Goss 1, Stewart 1, Woody 1, Opp (7). Picked off - Spitznagel 5, Sigmon 3, Woody 2, Kusz 2, Stewart 2, Ruiz 1, Kalawaia 1.

Pitching	ERA	W	L	APP	GS	CG	SHO	CBO	SV	IP	H	R	ER	BB	SO	2B	3B	HR	AB	B/Avg	WP	HBP	BK	SFA	SHA
Andrew Wantz	2.97	6	1	34	1	0	0	1	4	78.2	55	29	26	37	97	9	3	3	276	.199	8	9	3	4	6
Matt Frisbee	4.98	5	3	15	15	1	1	1	0	68.2	75	46	38	31	51	16	2	4	269	.279	9	8	2	1	6
Hunter Smith	6.19	6	5	16	15	1	0	0	0	88.2	104	72	61	35	72	21	3	9	358	.291	10	12	2	2	9
Bryce Hensley	6.32	5	3	17	11	0	0	0	0	62.2	77	52	44	28	44	17	2	6	255	.302	6	9	0	2	8
Chad Sykes	2.52	5	2	27	0	0	0	0	4	50.0	31	21	14	40	60	6	0	2	171	.181	11	6	0	6	6
Collin Woody	3.60	2	2	20	0	0	0	0	0	30.0	21	12	12	22	23	5	2	1	99	.212	1	5	1	1	4
Keaton Haack	4.60	4	3	13	11	0	0	0	0	45.0	44	27	23	31	31	3	0	6	167	.263	4	2	0	1	5
Ben Kerner	5.34	3	0	24	0	0	0	0	0	30.1	29	25	18	23	30	4	1	4	112	.259	7	4	0	2	5
Jake Lewis	6.58	1	1	19	6	0	0	0	0	39.2	45	31	29	31	39	12	1	3	153	.294	2	10	1	2	6
Drew Goodman	9.64	0	0	5	0	0	0	0	0	4.2	8	5	5	4	6	1	0	2	22	.364	2	1	0	0	0
Zach Kuchmaner	12.71	1	0	6	0	0	0	0	0	5.2	6	8	8	11	5	1	0	1	22	.273	0	1	0	1	0
Easton Welch	13.09	0	1	13	0	0	0	0	0	11.0	21	16	16	9	10	5	0	2	50	.420	4	8	0	0	2
Jake Mayhew	23.14	0	0	3	0	0	0	0	0	2.1	6	6	6	3	2	1	0	2	13	.462	0	0	0	0	0
Cody Fitch	54.00	0	0	1	0	0	0	0	0	0.2	2	5	4	2	0	0	0	0	5	.400	0	0	0	0	0
<b>Totals</b>	<b>5.28</b>	<b>38</b>	<b>21</b>	<b>59</b>	<b>59</b>	<b>2</b>	<b>2</b>	<b>1</b>	<b>9</b>	<b>518.0</b>	<b>524</b>	<b>355</b>	<b>304</b>	<b>307</b>	<b>470</b>	<b>101</b>	<b>14</b>	<b>45</b>	<b>1972</b>	<b>.266</b>	<b>64</b>	<b>75</b>	<b>9</b>	<b>22</b>	<b>57</b>
<b>Opponents</b>	<b>7.66</b>	<b>21</b>	<b>38</b>	<b>59</b>	<b>59</b>	<b>2</b>	<b>0</b>	<b>0</b>	<b>5</b>	<b>506.1</b>	<b>726</b>	<b>492</b>	<b>431</b>	<b>263</b>	<b>346</b>	<b>145</b>	<b>32</b>	<b>65</b>	<b>2102</b>	<b>.345</b>	<b>86</b>	<b>56</b>	<b>7</b>	<b>37</b>	<b>30</b>

PB - Team (9), Kusz 7, Underwood 2, Opp (15). Pickoffs - Team (16), Lewis 4, Kusz 3, Woody 2, Frisbee 2, Wantz 2, Haack 2, Smith 1, Opp (16). SBA/ATT - Kusz (66-77), Smith (16-20), Hensley (11-13), Frisbee (9-12), Haack (9-11), Woody (5-6), Lewis (3-5), Wantz (5-5), Kerner (4-4), Sykes (2-2), Welch (2-2), Underwood (1-1), Kuchmaner (1-1).





# SAMFORD

## SAMFORD BULLDOGS

### Basic information

Location: ..... Birmingham, Ala.  
 Founded: ..... 1841  
 Enrollment: ..... 5,471  
 Nickname: ..... Bulldogs  
 Colors: ..... Red and Blue  
 President: ..... Dr. Andrew Westmoreland  
 Director of athletics: ..... Martin Newton

### Team information

2016 record: ..... 35-26  
 SoCon record: ..... 13-11 (t-5th)  
 Home: ..... 20-13  
 Away: ..... 12-11  
 Neutral: ..... 3-2  
 Letterwinners returning/lost: ..... 21/10  
 Position starters returning/lost: ..... 2/7  
 Starting pitchers returning/lost: ..... 3/1  
 Newcomers: ..... 14

### Media relations

Baseball contact: ..... Zac Schriber  
 Email: ..... zdschrie@samford.edu  
 Office: ..... 205-726-2802  
 Cell: ..... 205-532-3476  
 Press box: ..... 205-726-4167  
 Website: ..... SamfordSports.com



Zac Schriber  
Baseball SID

### SoCon regular-season titles (0)

### SoCon Championship titles (1)

2012

### NCAA appearances (1)

2012



JOE LEE GRIFFIN FIELD  
CAPACITY: 1,000

## 2017 SCHEDULE

Date	Opponent	Time (ET)
F17	UNC ASHEVILLE	5 p.m.
F18	UNC ASHEVILLE	3 p.m.
F19	UNC ASHEVILLE	2 p.m.
F21	TROY	5 p.m.
F24	at Florida State	4 p.m.
F25	at Florida State	2 p.m.
F26	at Florida State	1 p.m.
F28	at Auburn	4 p.m.
M3	INDIANA	5 p.m.
M4	INDIANA	3 p.m.
M5	INDIANA	2 p.m.
M7	at Alabama State	7 p.m.
M8	ALABAMA STATE	7 p.m.
M10	EASTERN ILLINOIS	7 p.m.
M11	EASTERN ILLINOIS	3 p.m.
M12	EASTERN ILLINOIS	2 p.m.
M14	at Jacksonville State	7 p.m.
M15	at Alabama	7 p.m.
M17	EASTERN MICHIGAN	7 p.m.
M18	EASTERN MICHIGAN	3 p.m.
M19	EASTERN MICHIGAN	2 p.m.
M21	at Troy	7 p.m.
M24	at Kansas	7:05 p.m.
M25	at Kansas	3:05 p.m.
M26	at Kansas	2:05 p.m.
M28	at UAB^	7:30 p.m.
M31	at VMI*	6 p.m.
A1	at VMI*	4 p.m.
A2	at VMI*	12 p.m.
A4	ALABAMA A&M	7 p.m.
A7	at Mercer*	6 p.m.
A8	at Mercer*	2 p.m.
A9	at Mercer*	1 p.m.
A11	AUBURN	7 p.m.
A13	THE CITADEL*	7 p.m.
A14	THE CITADEL*	7 p.m.
A15	THE CITADEL*	2 p.m.
A21	at Wofford*	6 p.m.
A22	at Wofford*	3 p.m.
A23	at Wofford*	1 p.m.
A25	at Alabama A&M	7 p.m.
A28	WESTERN CAROLINA*	7 p.m.
A29	WESTERN CAROLINA*	3 p.m.
A30	WESTERN CAROLINA*	2 p.m.
M2	UAB	7 p.m.
M5	FURMAN*	7 p.m.
M6	FURMAN*	3 p.m.
M7	FURMAN*	2 p.m.
M9	ALABAMA	7 p.m.
M12	at ETSU*	6:30 p.m.
M13	at ETSU*	2 p.m.
M14	at ETSU*	1 p.m.
M16	JACKSONVILLE STATE	6 p.m.
M18	UNCG*	6 p.m.
M19	UNCG*	6 p.m.
M20	UNCG*	2 p.m.
M23-28	at SoCon Championship (Fluor Field; Greenville, S.C.)	

\* - Southern Conference game

^ - Regions Field (Birmingham, Ala.)

## 2017 BULLDOGS ROSTER

No.	Name	Pos.	B/T	Ht.	Wt.	Cl.	Hometown/previous school
1	Kevin Williams Jr.	OF	R/R	6-0	190	Jr.	Miami, Fla./Miami-Dade College
3	Taylor Garriis	SS	R/R	6-0	165	Fr.	Sarasota, Fla./Cardinal Mooney
5	Troy Dixon	SS/2B	L/R	6-0	185	So.	Mobile, Ala./UMS Wright
6	T.J. Dixon	OF	L/L	5-10	180	Sr.	Mobile, Ala./UMS Wright
7	Branden Fryman	SS	R/R	6-1	160	Fr.	Molino, Fla./Tate
8	Sam Teague	OF/LHP	L/L	5-9	175	So.	Beaverton, Ore./Valley Catholic
9	Ryan Crockett	3B	R/R	6-2	210	Fr.	Wetumpka, Ala./Wetumpka
10	Tanner Cunningham	RHP	R/R	5-11	170	Sr.	Birmingham, Ala./Shelton State CC
11	Cody Shelton	RHP	R/R	6-5	205	So.	Brentwood, Tenn./Brentwood
12	Matthew Bennett	RHP	R/R	6-2	175	Fr.	College Station, Texas/College Station
13	Ayrton Schafer	OF	R/R	6-2	225	Fr.	Collierville, Tenn./Houston HS
14	Mikhail Cazenave	RHP	R/R	6-0	175	Sr.	Rainbow City, Ala./Snead State CC
15	Ben Carrick	C	R/R	6-0	200	So.	Charlotte, N.C./Ardrey Kell
17	Caleb Maggio	RHP	R/R	6-0	185	Jr.	Apopka, Fla./Wekiva
18	Grant Colton	C	R/R	5-8	190	Jr.	Norcross, Ga./Wesleyan
21	Jack Rude	RHP	R/R	6-4	190	So.	Memphis, Tenn./Houston HS
22	Luke Corbin	LHP	L/L	5-11	175	Fr.	College Park, Ga./Woodward Academy
23	Connor Radcliff	RHP	R/R	6-3	190	So.	Birmingham, Ala./Pelham
24	Erin Baldwin	RHP	R/R	6-5	195	Jr.	Lake Charles, La./LSU Eunice CC
25	Jordan Fucci	1B/OF	L/R	6-4	205	So.	Lexington, Ky./Tates Creek
26	Kyle Stuart	LHP	L/L	6-1	170	So.	Tuscaloosa, Ala./Northridge
27	Tristan Widra	RHP	R/R	6-0	205	Jr.	Hoover, Ala./Spain Park
28	Connor Burns	LHP/OF	L/L	6-1	185	So.	Alpharetta, Ga./Kings Ridge Christian
29	Wyatt Burns	RHP	R/R	5-10	190	Jr.	Pinson, Ala./Pinson Valley
31	Greg Mula	SS	R/R	5-8	180	Jr.	Mandeville, La./North Lake Christian Acad.
32	Carson Cupo	RHP	R/R	6-2	225	Fr.	Leeds, Ala./Briarwood Christian
33	Austin Edens	1B	R/R	6-0	215	Jr.	Baton Rouge, La./St. Michael's
34	Josh Rich	RHP	R/R	6-2	175	Jr.	Hoover, Ala./Meridian CC
35	Jake Greer	RHP	R/R	6-7	260	Jr.	Collierville, Tenn./Houston HS
36	Anthony Mulrine	C	R/R	6-2	220	Fr.	Davie, Fla./St. Thomas Aquinas
37	Stephen Jones	RHP	R/R	6-4	195	So.	Tallahassee, Fla./Chiles
38	Sam McWhorter	C/INF	R/R	5-10	180	Fr.	Johns Creek, Ga./Wesleyan
39	Hamp Skinner	LHP/OF	L/L	5-10	160	Fr.	Jacksonville, Fla./The Bolles School
41	Jared Brasher	RHP	R/R	6-1	200	Sr.	Pell City, Ala./Pell City
45	Jesse McCord	RHP/INF	R/R	6-2	210	So.	Spanish Fort, Ala./Mississippi State

## HEAD COACH CASEY DUNN



Alma mater: ..... Auburn, 1999  
 Hometown: ..... Birmingham, Ala.  
 Career record (years): ..... 374-325 (12)  
 School record (years): ..... Same  
 SoCon record (years): ..... 117-106 (8)  
 SoCon Championship record (appearances): ..... 17-10 (7)  
 NCAA appearances: ..... 1

### Assistant coaches

Tony David ..... 13th season (South Alabama, 1995)  
 Tyler Shrout ..... 4th season (Transylvania, 2006)  
 Gil Walker ..... 2nd season (Samford, 2012)



**JUNIOR AUSTIN EDENS**

## 2016 RESULTS (35-26, 13-11 SOCON; T-5TH)

Date	Opponent	Result	Date	Opponent	Result
F19	BUTLER	W, 14-1	A12	ALABAMA STATE	W, 13-3
F20	BUTLER	W, 16-1	A15	at Western Carolina*	L, 5-10
F20	BUTLER	W, 4-3	A16	at Western Carolina*	W, 13-7
F21	BUTLER	W, 12-2	A17	at Western Carolina*	L, 5-6 (11)
F25	BRIGHAM YOUNG	L, 1-7	A19	ALABAMA A&M	W, 18-6 (7)
F26	BRIGHAM YOUNG	L, 3-4 (10)	A19	ALABAMA A&M	L, 5-7 (7)
F26	BRIGHAM YOUNG	W, 10-5	A22	KANSAS	W, 3-2 (10)
F27	BRIGHAM YOUNG	L, 4-6	A23	KANSAS	W, 13-9
M1	UAB	W, 13-2 (7)	A24	KANSAS	L, 5-9
M4	at ULM	L, 2-5	A26	ALABAMA	W, 3-2
M5	at ULM	W, 10-2	A29	at UNCG*	L, 2-10
M6	at ULM	L, 4-6	A30	at UNCG*	W, 9-3
M8	TROY	W, 20-6	A30	at UNCG*	W, 9-5
M12	at Southern Miss	L, 2-8	M6	ETSU*	L, 8-14
M13	at Southern Miss	W, 10-8 (10)	M7	ETSU*	L, 9-12
M13	at Southern Miss	L, 3-6	M8	ETSU*	L, 4-8
M15	at Alabama State	W, 18-7	M10	at UAB	W, 3-1
M18	JACKSONVILLE	W, 8-5	M13	at The Citadel*	W, 7-6
M19	JACKSONVILLE	L, 2-7	M14	at The Citadel*	W, 5-4
M20	JACKSONVILLE	L, 2-9	M15	at The Citadel*	W, 11-7
M22	JACKSONVILLE STATE	W, 10-7	M17	at Alabama	L, 2-8
M24	at Furman*	L, 2-4	M19	VMI*	W, 7-6 (10)
M25	at Furman*	L, 5-8	M19	VMI*	W, 7-0
M26	at Furman*	W, 5-3	M21	VMI*	L, 5-6 (10)
M29	at Jacksonville State	W, 7-6	M25	vs. UNCG&	W, 8-5
A1	MERCER*	W, 11-5	M26	vs. Western Carolina&	L, 4-14
A2	MERCER*	L, 3-5	M27	vs. ETSU&	W, 12-11 (10)
A3	MERCER*	W, 3-1	M28	vs. Furman&	W, 2-0
A5	at Troy	L, 3-5	M28	vs. Western Carolina&	L, 4-7
A8	WOFFORD*	L, 3-4 (10)			
A9	WOFFORD*	W, 11-3			
A10	WOFFORD*	W, 6-0			

\* - Southern Conference game  
& - SoCon Championship (Fluor Field; Greenville, S.C.)

## 2016 STATISTICS

Batting	AVG	GP	GS	AB	R	H	2B	3B	HR	RBI	TB	SLG%	BB	HBP	SO	GDP	OB%	SF	SH	SB	ATT	PO	A	E	FLD%		
Heath Quinn	.343	61	61	242	62	83	17	1	21	77	165	.682	44	6	55	2	.452	2	0	4	6	123	9	3	.978		
Alex Lee	.335	61	61	239	42	80	12	0	11	45	125	.523	35	3	28	3	.421	3	0	0	516	35	10	.982			
Austin Edens	.311	58	58	241	43	75	12	0	19	59	144	.598	22	4	51	3	.375	2	0	0	0	0	0	.000			
T.J. Dixon	.299	60	60	244	54	73	8	5	2	38	97	.398	37	6	47	0	.403	1	8	21	24	161	5	8	.954		
Danny Rodriguez	.295	60	60	207	41	61	8	1	1	16	74	.357	32	8	39	3	.406	2	4	2	2	97	167	7	.974		
Hunter Swilling	.292	61	61	253	62	74	25	3	12	58	141	.557	32	12	65	2	.393	3	0	6	8	49	123	20	.896		
Richard Greene	.289	48	44	166	25	48	11	0	6	29	77	.464	6	7	38	0	.339	1	4	0	0	303	33	3	.991		
Frankie Navarrete	.274	52	48	157	34	43	6	2	2	15	59	.376	21	7	32	1	.382	1	5	3	3	87	133	5	.978		
Jared Watson	.260	53	37	146	16	38	2	0	0	9	40	.274	9	2	27	5	.310	1	0	2	3	52	0	1	.981		
<hr/>																											
Connor Burns	.500	4	0	2	0	1	0	0	0	1	1	.500	1	0	0	0	.667	0	0	0	0	0	0	2	.000		
Parker Curry	.400	4	1	5	1	2	2	0	0	3	4	.800	1	0	0	0	.500	0	0	0	0	10	22	1	.970		
Jordan Fucci	.364	30	11	44	8	16	3	0	2	7	25	.568	8	2	13	0	.481	0	0	0	0	25	0	0	1.000		
Damon Waller	.263	21	8	38	8	10	1	0	1	5	14	.368	5	0	12	0	.341	1	0	0	0	12	0	0	1.000		
Troy Dixon	.224	32	11	49	13	11	3	0	1	8	17	.347	8	4	13	0	.377	0	0	0	0	17	40	2	.966		
Grant Colton	.222	17	9	27	9	6	2	0	3	5	17	.630	3	2	6	0	.344	0	1	0	0	67	4	3	.959		
Ben Carrick	.219	19	8	32	4	7	2	0	2	9	15	.469	5	0	5	1	.324	0	0	0	0	65	10	0	1.000		
Rob Perteet	.200	18	9	45	4	9	0	0	0	6	9	.200	4	0	8	1	.265	0	0	0	0	14	1	0	1.000		
Anthony Gonzalez	.083	13	1	12	0	1	1	0	0	2	2	.167	2	1	4	1	.267	0	0	0	0	2	1	1	.750		
Greg Mula	.000	13	1	6	2	0	0	0	0	2	0	.000	1	0	3	0	.111	2	1	0	0	0	4	0	1.000		
Jake Greer	.000	1	0	0	0	0	0	0	0	0	0	.000	0	0	0	0	.000	0	0	0	0	4	4	1	.889		
Totals	.296	61	61	2155	428	638	115	12	83	394	1026	.476	276	64	446	22	.389	19	23	38	46	1624	645	76	.968		
Opponents	.269	61	61	2069	339	556	84	15	50	310	820	.396	273	74	428	25	.370	25	35	60	82	1597	555	64	.971		

LOB - Team (512), Opp (513). DPs turned - Team (51), Opp (49). IBB - Team (16), Quinn 10, Edens 3, Lee 2, Fucci 1, Opp (8). Picked off - Dixon 4, Edens 2, T. Dixon 2, Rodriguez 1, Swilling 1, Quinn 1, Watson 1.

Pitching	ERA	W	L	APP	GS	CG	SHO	CBO	SV	IP	H	R	ER	BB	SO	2B	3B	HR	AB	B/Avg	WP	HBP	BK	SFA	SHA
Parker Curry	3.69	7	2	18	9	1	0	1	2	78.0	80	34	32	23	60	17	2	5	297	.269	3	5	0	4	4
Kyle Stuart	0.00	0	0	4	0	0	0	0	0	0.2	1	0	0	2	0	0	0	0	2	.500	0	0	0	1	0
Jack Rude	2.31	1	0	20	0	0	0	0	0	23.1	18	6	6	11	24	5	0	1	82	.220	6	4	0	2	1
Tanner Cunningham	3.27	2	1	24	0	0	0	1	0	33.0	36	18	12	7	18	5	1	3	128	.281	2	4	0	0	2
Wyatt Burns	3.61	2	2	37	0	0	0	2	8	42.1	33	19	17	15	40	4	2	4	153	.216	3	8	1	2	1
Stephen Jones	4.11	4	2	17	11	0	0	0	0	57.0	57	31	26	33	29	5	1	2	220	.259	8	7	0	3	3
Josh Rich	4.60	1	3	26	1	0	0	0	3	43.0	47	27	22	15	24	6	1	6	167	.281	5	1	0	0	4
Jared Brasher	4.82	3	4	19	11	0	0	2	0	52.1	37	36	28	55	54	4	1	2	178	.208	10	8	0	1	5
Jake Greer	5.32	3	2	27	2	0	0	1	1	44.0	49	28	26	16	42	8	3	5	175	.280	4	6	0	1	3
Mikhail Cazenave	5.36	4	1	12	10	0	0	1	0	45.1	52	27	27	15	40	12	1	5	181	.287	6	4	0	3	2
Tristan Widra	5.82	4	4	21	6	0	0	0	0	43.1	46	34	28	30	37	5	1	2	169	.272	3	8	0	2	5
Caleb Maggio	7.77	0	1	19	0	0	0	0	0	22.0	28	19	19	13	11	3	0	3	91	.308	2	7	0	0	2
Cody Shelton	8.31	1	0	9	0	0	0	0	0	8.2	14	8	8	1	4	0	2	3	36	.389	1	1	0	0	0
Connor Radcliff	8.58	3	4	16	11	0	0	0	0	43.0	49	43	41	29	40	10	0	7	165	.297	5	9	0	4	3
Alex Lee	9.00	0	0	1	0	0	0	0	0	1.0	1	1	1	1	0	0	0	1	4	.250	0	0	0	0	0
Connor Burns	10.38	0	0	12	0	0	0	0	0	4.1	8	8	5	7	5	0	0	1	21	.381	1	2	0	2	0
<b>Totals</b>	<b>4.95</b>	<b>35</b>	<b>26</b>	<b>61</b>	<b>61</b>	<b>1</b>	<b>3</b>	<b>3</b>	<b>14</b>	<b>541.1</b>	<b>556</b>	<b>339</b>	<b>298</b>	<b>273</b>	<b>428</b>	<b>84</b>	<b>15</b>	<b>50</b>	<b>2069</b>	<b>.269</b>	<b>59</b>	<b>74</b>	<b>1</b>	<b>25</b>	<b>35</b>
<b>Opponents</b>	<b>6.31</b>	<b>26</b>	<b>35</b>	<b>61</b>	<b>61</b>	<b>0</b>	<b>0</b>	<b>0</b>	<b>12</b>	<b>532.1</b>	<b>638</b>	<b>428</b>	<b>373</b>	<b>276</b>	<b>446</b>	<b>115</b>	<b>12</b>	<b>83</b>	<b>2155</b>	<b>.296</b>	<b>75</b>	<b>64</b>	<b>8</b>	<b>19</b>	<b>23</b>

PB - Team (10), Greene 6, Carrick 2, Colton 2, Opp (15). Pickoffs - Team (5), Curry 2, Brasher 2, Greene 1, Opp (11). SBA/ATT - Greene (30-42), Colton (18-20), Carrick (12-19), Cazenave (6-9), Radcliff (5-9), Brasher (6-9), Greer (7-9), Curry (4-7), Widra (5-6), Rude (6-6), Cunningham (5-6), Rich (3-5), Shelton (3-5), Jones (4-4), Burns (2-3), Maggio (3-3), C. Burns (1-1).





**GRAY-MINOR STADIUM**  
CAPACITY: 1,400

## VMI KEYDETS

### Basic information

Location: ..... Lexington, Va.  
Founded: ..... 1839  
Enrollment: ..... 1,650  
Nickname: ..... Keydets  
Colors: ..... Red, Yellow and White  
Superintendent: ... Gen. J.H. Binford Peay III  
Director of athletics: ..... Dr. Dave Diles

### Team information

2016 record: ..... 21-35  
SoCon record: ..... 4-20 (9th)  
Home: ..... 16-15  
Away: ..... 3-18  
Neutral: ..... 2-2  
Letterwinners returning/lost: ..... 21/6  
Position starters returning/lost: ..... 7/2  
Starting pitchers returning/lost: ..... 3/1  
Newcomers: ..... 12

### Media relations

Baseball contact: ..... Brad Salois  
Email: ..... saloisbj@vmi.edu  
Office: ..... 540-464-7015  
Cell: ..... 940-642-9865  
Press box: ..... 940-642-9865  
Website: ..... VMIKeydets.com



Brad Salois  
Baseball SID

### SoCon regular-season titles (1)

1988 (North)

### SoCon Championship titles (0)

### NCAA appearances (0)

## 2017 SCHEDULE

Date	Opponent	Time (ET)
F17	vs. Appalachian State <sup>^</sup>	12 p.m.
F18	at UNCW <sup>^</sup>	2 p.m.
F18	vs. Appalachian State <sup>^</sup>	6 p.m.
F19	vs. George Mason <sup>^</sup>	10 a.m.
F21	at Virginia	3 p.m.
F24	BUCKNELL	3 p.m.
F25	BUCKNELL	3 p.m.
F26	BUCKNELL	1 p.m.
M1	WILLIAM & MARY	3 p.m.
M3	GEORGE WASHINGTON	3 p.m.
M4	GEORGE WASHINGTON	2 p.m.
M5	GEORGE WASHINGTON	1 p.m.
M10	QUINNIPIAC	3 p.m.
M11	QUINNIPIAC	2 p.m.
M12	QUINNIPIAC	1 p.m.
M14	at Old Dominion	6 p.m.
M15	at Old Dominion	3 p.m.
M17	at Elon	4 p.m.
M18	at Elon	2 p.m.
M19	at Elon	1:30 p.m.
M21	RICHMOND	6 p.m.
M22	at William & Mary	6 p.m.
M24	at The Citadel*	6 p.m.
M25	at The Citadel*	2 p.m.
M26	at The Citadel*	1 p.m.
M28	at James Madison	6 p.m.
M29	at Longwood	6 p.m.
M31	SAMFORD*	6 p.m.
A1	SAMFORD*	4 p.m.
A2	SAMFORD*	12 p.m.
A4	LONGWOOD	6 p.m.
A5	OLD DOMINION	4 p.m.
A7	at Wofford*	6 p.m.
A8	at Wofford*	3 p.m.
A9	at Wofford*	1 p.m.
A13	MERCER*	6 p.m.
A14	MERCER*	6 p.m.
A15	MERCER*	3 p.m.
A18	at VCU	6:30 p.m.
A21	at Western Carolina*	5 p.m.
A22	at Western Carolina*	2 p.m.
A23	at Western Carolina*	1 p.m.
A28	at Radford	6:30 p.m.
A29	at Radford	4 p.m.
A30	RADFORD	1 p.m.
M2	VCU	6 p.m.
M5	UNCG*	6 p.m.
M6	UNCG*	6 p.m.
M7	UNCG*	1 p.m.
M12	at Furman*	6 p.m.
M13	at Furman*	4 p.m.
M14	at Furman*	1 p.m.
M16	JAMES MADISON	7 p.m.
M18	ETSU*	6 p.m.
M19	ETSU*	4 p.m.
M20	ETSU*	1 p.m.
M23-28	at SoCon Championship (Fluor Field; Greenville, S.C.)	

\* - Southern Conference game

<sup>^</sup> - Hughes Bros. Challenge (Wilmington, N.C.)

## 2017 KEYDETS ROSTER

No.	Name	Pos.	B/T	Ht.	Wt.	Cl.	Hometown/previous school
1	Michael Diodato	SS/2B	R/R	6-0	170	Fr.	Gloucester, Va./Gloucester
3	Will Malbon	OF	L/L	5-11	185	Sr.	Virginia Beach, Va./Cox
5	Jack Gomersall	RHP	R/R	6-0	205	R-Jr.	Falls Church, Va./JEB Stuart
6	Jacob Jaye	IF	L/R	6-0	185	Jr.	Winchester, Va./Millbrook
7	Mason Adamson	IF/RHP	R/R	6-2	165	Fr.	Newport News, Va./Woodside High
8	Peyton Maddox	C	R/R	6-3	185	Jr.	Amherst, Va./Amherst County
9	Jake Huggins	IF	R/R	6-2	190	So.	Richmond, Va./Cosby
10	Jordan Ebersole	OF	B/R	6-0	195	Fr.	Vienna, Va./James Madison HS
11	Michael Geary	LHP	L/L	6-0	180	So.	Richmond, Va./Benedictine
12	Matt Dunlevy	OF	L/R	6-0	180	Jr.	Midlothian, Va./St. Christopher's
13	John Fuqua	LHP	L/L	6-0	160	Fr.	Chesapeake, Va./Indian River
14	Jonathan Clines	LHP/1B	L/L	6-2	190	Fr.	McLean, Va./McLean
16	Jake Hall	IF	R/R	5-9	160	Fr.	Nashotah, Wis./Lake County Lutheran
17	Eric Byrd	RHP	R/R	6-4	190	Jr.	Fredericksburg, Va./Riverbend
18	Collin Fleischer	1B	R/R	6-3	210	Jr.	Chester, Va./Thomas Dale
19	Matt Eagle	RHP	R/R	6-3	185	Jr.	Norfolk, Va./Granby
20	Blaine Lafin	RHP	L/R	6-1	185	Sr.	Culpepper, Va./Culpepper
21	Quinn Smith	C	R/R	6-3	195	Fr.	Rocky Face, Ga./McCallie School
22	Garrett St. Laurent	C	R/R	6-2	200	So.	Aldie, Va./Freedom
24	Jared Silva	RHP	R/R	6-4	200	Jr.	Charles Town, W.Va./Washington HS
25	Derek Tremblay	RHP	R/R	6-3	185	Fr.	Covington, Va./Alleghany
26	Ryan Smoot	C	R/R	6-1	210	So.	Strasburg, Va./Strasburg
27	Josh Hollifield	3B/SS	R/R	6-3	200	Fr.	Weddington, N.C./Weddington
28	Corey Johnston	RHP	R/R	6-1	180	R-Fr.	Chester, Va./Thomas Dale
29	Ryan Hatten	1B/OF	R/R	6-5	200	Fr.	Hendersonville, Tenn./Pope John Paul II
30	Ryan Bennett	RHP	R/R	6-2	180	R-Sr.	Chesapeake, Va./Western Branch
31	Tyler Tharp	OF/1B	L/L	6-3	200	Sr.	Virginia Beach, Va./Kempsville
32	Brady Watts	LHP	L/L	6-2	190	Fr.	Lowgap, N.C./North Surry
33	Matt Pita	IF/OF	R/R	5-10	180	So.	Richmond, Va./Cosby
34	Liam Roden	RHP	R/R	6-2	195	R-Fr.	Bixby, Okla./Bixby
35	Brandon Barbery	LHP	L/L	6-0	175	Jr.	Manassas, Va./CD Hylton
36	Josh Winder	RHP	R/R	6-5	210	So.	Richmond, Va./James River
37	Zak Kent	RHP	R/R	6-3	175	Fr.	Heathsville, Va./Northumberland
38	Kyle Staats	LHP	L/L	6-2	250	Jr.	Manassas, Va./Forest Park

## HEAD COACH JONATHAN HADRA

Alma mater: ..... VMI, 2004  
Hometown: ..... Richmond, Va.  
Career record (years): ..... 42-65 (2)  
School record (years): ..... Same  
SoCon record (years): ..... 16-32 (2)  
SoCon Championship record (appearances): ..... 1-3 (2)  
NCAA appearances: ..... 0

### Assistant coaches

Travis Beazley ..... 6th season (Randolph-Macon, 2006)  
Casey Dykes ..... 3rd season (Western Kentucky, 2012)  
Sam Roberts ..... 1st season (VMI, 2011)





SOPHOMORE MATT PITA

## 2016 RESULTS (21-35, 4-20 SOCON; 9TH)

Date	Opponent	Result	Date	Opponent	Result
F19	vs. UMBC^	L, 4-5	A8	WESTERN CAROLINA*	L, 1-7
F19	vs. UMBC^	W, 9-3 (7)	A10	WESTERN CAROLINA*	L, 7-21
F20	vs. Georgetown^	W, 4-0	A10	WESTERN CAROLINA*	L, 11-14
F21	at Wake Forest^	L, 4-8	A12	at James Madison	L, 10-11
F23	at Virginia	L, 1-18	A16	at Mercer*	L, 6-10
F26	LAFAYETTE	W, 8-2	A16	at Mercer*	W, 4-3
F27	LAFAYETTE	W, 4-2	A17	at Mercer*	L, 2-7
F28	LAFAYETTE	W, 8-5	A19	OLD DOMINION	W, 8-6
M1	at Richmond	L, 3-15	A22	WOFFORD*	L, 3-5
M2	LONGWOOD	L, 2-5	A23	WOFFORD*	L, 7-10
M4	BINGHAMTON	W, 15-9	A24	WOFFORD*	L, 4-12
M5	BINGHAMTON	L, 10-15	A26	at VCU	L, 5-8 (7)
M6	BINGHAMTON	W, 2-1 (10)	A29	at ETSU*	L, 5-15
M8	JAMES MADISON	L, 8-12	A30	at ETSU*	L, 6-9
M11	MARYLAND EASTERN SHORE	W, 23-2	M1	at ETSU*	L, 7-13
M12	MARYLAND EASTERN SHORE	W, 7-3	M11	RADFORD	W, 4-3
M13	MARYLAND EASTERN SHORE	W, 14-1 (7)	M13	FURMAN*	W, 10-6
M15	VCU	L, 7-11	M14	FURMAN*	L, 4-15
M16	GEORGE MASON	W, 20-17	M15	FURMAN*	L, 1-3
M18	RIDER	W, 5-2	M19	at Samford*	L, 6-7 (10)
M18	RIDER	L, 1-2 (7)	M19	at Samford*	L, 0-7
M20	RIDER	W, 4-1	M21	at Samford*	W, 6-5 (10)
M22	at Old Dominion	L, 2-8	M24	vs. The Citadel&	L, 2-3 (10)
M23	at Old Dominion	L, 5-6			
M25	THE CITADEL*	L, 2-10			
M26	THE CITADEL*	W, 8-3			
M27	THE CITADEL*	L, 2-4			
M29	VIRGINIA TECH	W, 5-3			
M30	at Longwood	L, 9-10 (11)			
A1	at UNCG*	L, 4-10			
A2	at UNCG*	L, 6-11			
A3	at UNCG*	L, 1-6			
A5	at Radford	W, 8-7			

\* - Southern Conference game

^ - Wake Forest Tournament (Winston-Salem, N.C.)

&amp; - SoCon Championship (Fluor Field; Greenville, S.C.)

## 2016 STATISTICS

Batting	AVG	GP	GS	AB	R	H	2B	3B	HR	RBI	TB	SLG%	BB	HBP	SO	GDP	OB%	SF	SH	SB	ATT	PO	A	E	FLD%
Matt Pita	.322	56	56	211	48	68	16	4	11	40	125	.592	17	8	63	1	.392	1	1	13	16	82	23	3	.972
David Geary	.320	54	54	203	48	65	21	5	6	45	114	.562	31	7	39	0	.424	2	6	9	12	26	133	14	.919
Collin Fleischer	.298	56	56	208	42	62	14	0	15	46	121	.582	35	7	53	3	.411	3	0	5	8	495	16	6	.988
Nathan Eaton	.284	56	56	225	42	64	12	3	6	25	100	.444	24	4	42	1	.362	1	5	10	13	119	152	11	.961
Matt Dunlevy	.275	51	42	160	20	44	13	1	4	32	71	.444	11	6	36	1	.339	3	0	5	8	24	2	2	.929
Peyton Maddox	.267	56	53	187	35	50	8	0	11	35	91	.487	28	8	53	4	.379	4	4	1	1	353	57	6	.986
Jacob Jaye	.228	56	56	206	28	47	8	1	4	16	69	.335	32	1	50	0	.335	0	1	8	11	77	142	23	.905
Tyler Tharp	.207	56	54	193	32	40	12	1	7	25	75	.389	29	5	57	0	.326	0	2	6	8	81	6	5	.946
Will Malbon	.184	55	52	174	29	32	9	0	3	24	50	.287	30	12	50	1	.341	1	6	11	15	150	3	3	.981
Jake Huggins	.257	16	6	35	1	9	2	0	0	4	11	.314	2	0	10	0	.297	0	0	0	0	0	2	0	1.000
Garrett St. Laure	.231	15	8	26	2	6	1	0	0	2	7	.269	2	1	11	1	.310	0	0	0	0	11	2	1	.929
Ryan Smoot	.217	14	7	23	5	5	2	0	0	1	7	.304	7	1	9	0	.419	0	0	0	0	14	4	0	1.000
Michael Sims	.182	6	1	11	2	2	0	0	1	4	5	.455	2	0	6	0	.308	0	0	0	0	4	0	0	1.000
Matthew Eagle	.000	2	2	0	0	0	0	0	0	0	0	.000	0	0	0	0	.000	0	0	0	0	2	7	0	1.000
TJ Lighton	.000	1	1	0	0	0	0	0	0	0	0	.000	0	0	0	0	.000	0	0	0	0	0	0	0	.000
<b>Totals</b>	<b>.265</b>	<b>56</b>	<b>56</b>	<b>1862</b>	<b>334</b>	<b>494</b>	<b>118</b>	<b>15</b>	<b>68</b>	<b>299</b>	<b>846</b>	<b>.454</b>	<b>250</b>	<b>60</b>	<b>479</b>	<b>12</b>	<b>.368</b>	<b>15</b>	<b>25</b>	<b>68</b>	<b>92</b>	<b>1454</b>	<b>602</b>	<b>81</b>	<b>.962</b>
<b>Opponents</b>	<b>.302</b>	<b>56</b>	<b>56</b>	<b>1963</b>	<b>417</b>	<b>593</b>	<b>129</b>	<b>12</b>	<b>74</b>	<b>380</b>	<b>968</b>	<b>.493</b>	<b>228</b>	<b>63</b>	<b>385</b>	<b>13</b>	<b>.387</b>	<b>30</b>	<b>30</b>	<b>73</b>	<b>98</b>	<b>1455</b>	<b>522</b>	<b>62</b>	<b>.970</b>

LOB - Team (423), Opp (443). DPs turned - Team (34), Opp (32). IBB - Team (6), Fleischer 3, Tharp 2, D. Geary 1, Opp (5). Picked off - Jaye 4, Tharp 2, D. Geary 2, Pita 2, Malbon 1, Eaton 1, Fleischer 1.

Pitching	ERA	W	L	APP	GS	CG	SHO	CBO	SV	IP	H	R	ER	BB	SO	2B	3B	HR	AB	B/Avg	WP	HBP	BK	SFA	SHA
Josh Winder	4.80	4	4	14	14	2	0	0	0	86.1	93	50	46	16	76	16	1	14	337	.276	5	5	1	2	6
Matthew Eagle	5.74	5	7	16	12	0	0	1	0	64.1	83	54	41	25	51	18	3	12	272	.305	3	7	2	4	2
Brandon Barbary	6.23	3	7	17	12	0	0	0	0	65.0	80	51	45	25	39	17	1	5	271	.295	6	6	1	4	3
Austin Rash	0.00	0	0	1	0	0	0	0	0	0.1	2	0	0	0	0	0	0	0	3	.667	0	0	0	0	0
Jack Gomersall	4.42	0	2	32	1	0	0	1	1	53.0	52	30	26	22	42	9	0	8	199	.261	12	4	0	6	5
Taylor Edens	5.89	3	6	30	0	0	0	1	6	44.1	55	33	29	11	38	11	3	6	178	.309	4	6	0	2	4
Blaine Lafin	6.39	1	3	28	0	0	0	0	0	25.1	22	18	18	17	26	7	0	4	93	.237	4	1	1	1	1
Micah Gorman	7.71	0	4	21	6	0	0	0	0	46.2	66	48	40	25	39	13	2	15	203	.325	7	5	0	1	1
Kyle Staats	7.97	0	0	26	0	0	0	1	0	20.1	27	20	18	10	19	9	0	0	88	.307	2	1	0	0	0
Nathan Eaton	9.15	2	0	11	3	0	0	0	0	20.2	28	23	21	18	18	7	1	4	82	.341	5	2	0	3	2
Josh Worthley	9.90	1	0	11	0	0	0	0	0	10.0	15	13	11	10	11	7	0	1	43	.349	2	2	0	0	0
Jared Silva	11.12	1	0	8	4	0	0	0	0	17.0	20	21	21	17	4	6	0	1	59	.339	8	10	0	2	2
TJ Lighton	12.54	1	0	10	2	0	0	0	0	9.1	13	18	13	12	8	3	0	1	34	.382	0	11	0	4	1
Ryan Bennett	12.86	0	1	7	2	0	0	0	0	14.0	19	21	20	10	7	3	1	1	60	.317	5	2	0	0	2
Eric Byrd	17.18	0	1	5	0	0	0	0	0	3.2	8	8	7	5	5	1	0	1	20	.400	2	0	0	0	1
Michael Geary	18.69	0	0	6	0	0	0	0	0	4.1	10	9	9	5	2	2	0	1	21	.476	2	1	0	1	0
<b>Totals</b>	<b>6.59</b>	<b>21</b>	<b>35</b>	<b>56</b>	<b>56</b>	<b>2</b>	<b>1</b>	<b>1</b>	<b>7</b>	<b>484.2</b>	<b>593</b>	<b>417</b>	<b>355</b>	<b>228</b>	<b>385</b>	<b>129</b>	<b>12</b>	<b>74</b>	<b>1963</b>	<b>.302</b>	<b>67</b>	<b>63</b>	<b>5</b>	<b>30</b>	<b>30</b>
<b>Opponents</b>	<b>5.34</b>	<b>35</b>	<b>21</b>	<b>56</b>	<b>56</b>	<b>1</b>	<b>1</b>	<b>1</b>	<b>13</b>	<b>485.0</b>	<b>494</b>	<b>334</b>	<b>288</b>	<b>250</b>	<b>479</b>	<b>118</b>	<b>15</b>	<b>68</b>	<b>1862</b>	<b>.265</b>	<b>64</b>	<b>60</b>	<b>5</b>	<b>15</b>	<b>25</b>

PB - Team (7), Maddox 6, St. Laurent 1, Opp (10). Pickoffs - Team (8), Maddox 3, Edens 2, Eagle 1, Bennett 1, Gorman 1, Opp (13). SBA/ATT - Maddox (65-88), Eagle (14-17), Barbary (11-14), Winder (10-13), Gomersall (7-10), Silva (7-8), Gorman (5-8), Staats (5-7), Edens (5-6), Smoot (4-5), Lafin (3-5), St. Laurent (4-4), Lighton (0-3), Worthley (2-3), Byrd (1-1), Eaton (1-1), Bennett (1-1), M. Geary (1-1).





# WESTERN CAROLINA



**HENNON STADIUM**  
CAPACITY: 1,500

## WESTERN CAROLINA CATAMOUNTS

### Basic information

Location: ..... Cullowhee, N.C.  
Founded: ..... 1889  
Enrollment: ..... 10,805  
Nickname: ..... Catamounts  
Colors: ..... Purple and Gold  
Chancellor: ..... Dr. David O. Belcher  
Director of athletics: ..... Randy Eaton

### Team information

2016 record: ..... 31-31  
SoCon record: ..... 15-9 (t-2nd)  
Home: ..... 13-9  
Away: ..... 12-19  
Neutral: ..... 6-3  
Letterwinners returning/lost: ..... 20/8  
Position starters returning/lost: ..... 6/2  
Starting pitchers returning/lost: ..... 5/1  
Newcomers: ..... 12

### Media relations

Baseball contact: ..... Daniel Hooker  
Email: ..... dhooker@email.wcu.edu  
Office: ..... 828-227-2339  
Cell: ..... 828-508-2494  
Press box: ..... 828-227-7020  
Website: ..... CatamountSports.com



Daniel Hooker  
Baseball SID

### SoCon regular-season titles (13)

1981, 1984 (South), 1986 (S), 1987 (S), 1988 (S), 1989, 1992, 1994, 1997, 2003, 2007, 2013, 2014

### SoCon Championship titles (10)

1985, 1986, 1987, 1988, 1989, 1992, 1993, 1997, 2003, 2016

### NCAA appearances (12)

1985, 1986, 1987, 1988, 1989, 1992, 1993, 1994, 1997, 2003, 2007, 2016

## 2017 SCHEDULE

Date	Opponent	Time (ET)
F17	vs. St. John's^#	11 a.m.
F18	at Coastal Carolina^	2 p.m.
F19	vs. North Carolina A&T^#	3 p.m.
F22	at Clemson	4 p.m.
F24	MARSHALL	4 p.m.
F25	MARSHALL	2 p.m.
F26	MARSHALL	1 p.m.
F28	UNC ASHEVILLE	4 p.m.
M3	at East Carolina+	4:30 p.m.
M4	vs. Appalachian State+	12 p.m.
M5	vs. St. John's+	11 a.m.
M6	at NC State	2 p.m.
M8	at Missouri	5 p.m.
M10	at Nebraska	5:05 p.m.
M11	at Nebraska	3:05 p.m.
M12	at Nebraska	2:05 p.m.
M15	KENNESAW STATE	5 p.m.
M17	KENT STATE	5 p.m.
M18	KENT STATE	TBA
M19	KENT STATE	1 p.m.
M22	GARDNER-WEBB	5 p.m.
M24	at UNC*	6 p.m.
M25	at UNC*	3 p.m.
M26	at UNC*	1 p.m.
M29	vs. UNC Asheville\$	5 p.m.
M31	THE CITADEL*	5 p.m.
A1	THE CITADEL*	2 p.m.
A2	THE CITADEL*	1 p.m.
A5	at Kennesaw State	5 p.m.
A7	at ETSU*	6:30 p.m.
A8	at ETSU*	2 p.m.
A9	at ETSU*	1 p.m.
A11	at Presbyterian	3 p.m.
A13	FURMAN*	5 p.m.
A14	FURMAN*	5 p.m.
A15	FURMAN*	2 p.m.
A17	at Charlotte	5 p.m.
A19	at Gardner-Webb	6 p.m.
A21	VMI*	5 p.m.
A22	VMI*	2 p.m.
A23	VMI*	1 p.m.
A25	SAVANNAH STATE	6 p.m.
A26	SAVANNAH STATE	4 p.m.
A28	at Samford*	7 p.m.
A29	at Samford*	3 p.m.
A30	at Samford*	2 p.m.
M5	WOFFORD*	6 p.m.
M6	WOFFORD*	TBA
M7	WOFFORD*	2 p.m.
M12	at Ball State	3 p.m.
M13	at Ball State	1 p.m.
M14	at Ball State	1 p.m.
M16	PRESBYTERIAN	5 p.m.
M18	at Mercer*	6 p.m.
M19	at Mercer*	6 p.m.
M20	at Mercer*	2 p.m.
M23-28	at SoCon Championship (Fleur Field; Greenville, S.C.)	

\* - Southern Conference game

^ - Caravelle Resort's "Baseball at the Beach"

# - TicketReturn.com Field; Myrtle Beach, S.C.

+ - Keith LeClair Classic (Greenville, N.C.)

\$ - McCormick Field (Asheville, N.C.)

## 2017 CATAMOUNTS ROSTER

No.	Name	Pos.	B/T	Ht.	Wt.	Cl.	Hometown/previous school
1	Chad Mabini	RHP	R/R	6-0	185	Sr.	Alpharetta, Ga./Tallahassee CC
2	Tyler Leonard	OF	R/R	5-11	175	Jr.	Sarasota, Fla./Indian River State
3	J.D. Long	INF	R/R	5-9	185	R-Sr.	Waxhaw, N.C./Cuthbertson
4	Jacob Breakfield	RHP	R/R	6-3	225	R-Jr.	Bessemer City, N.C./Catawba Valley CC
5	Brett Pope	SS	L/R	6-0	175	Jr.	Statesville, N.C./West Iredell
6	Nobu Suzuki	2B	R/R	5-11	175	Sr.	Tokoyo, Japan/Skyline CC
8	Spencer Holcomb	C	R/R	5-11	215	Jr.	Pfafftown, N.C./Reagan
9	Cameron Blaquiere	INF/RHP	R/R	6-2	190	Jr.	Jacksonville, Fla./FSC Jacksonville
10	Matthew Koehler	OF	L/R	6-1	195	R-So.	Raleigh, N.C./Sanderson
11	Pierce Suttles	C	R/R	6-2	215	R-Jr.	Cornelius, N.C./Hough
12	Bryson Bowman	OF	R/R	5-11	200	Sr.	Baton, N.C./Catawba Valley CC
14	Chase Barbary	C	R/R	6-0	185	So.	Greenville, S.C./Spartanburg Methodist
15	Caleb Robinson	1B	R/R	6-0	215	Jr.	McLeansville, N.C./Eastern Guilford
16	Dylan Biuni	RHP	R/R	5-9	190	Jr.	Cumming, Ga./Lambert
17	Matt Smith	OF	L/L	5-10	205	Sr.	Fredericktown, Ohio/Fredericktown
18	B.J. Nobles	RHP	R/R	6-2	210	Sr.	Raleigh, N.C./Millbrook
19	Justin Sparks	C	R/R	6-0	195	R-Fr.	Hendersonville, N.C./Hendersonville
20	Anthony Martinez	RHP	R/R	5-10	180	Jr.	Miami, Fla./Indian River State
21	Jake Moebius	RHP	R/R	6-1	190	So.	Greensboro, N.C./Wesleyan Christian Academy
22	Korey Anderson	RHP	R/R	6-2	200	Sr.	Grayson, Ga./Grayson
26	Jake Niezen	RHP	R/R	6-0	190	Jr.	San Luis Obispo, Calif./Cuesta CC
27	Taylor Purus	LHP	L/L	6-0	200	Jr.	Hudson, N.C./Catawba Valley CC
28	Ryan Mitschele	RHP	R/R	6-2	185	Fr.	Statesville, N.C./South Iredell
29	Bo Fricks	INF	S/R	6-0	180	Fr.	Macon, Ga./First Presbyterian Day
30	Tristan Baker	LHP	L/L	5-10	170	So.	Charlotte, N.C./Hopewell
31	Michael Davis	RHP	R/R	6-5	185	So.	Lenoir, N.C./Hibriten
32	Bryan Sammons	LHP	L/L	6-4	235	Sr.	Wilmington, N.C./Hoggard
33	Corey Sikes	LHP	L/L	5-10	150	Jr.	Monroe, N.C./Piedmont
34	Andrew Robinson	OF/RHP	L/R	5-11	190	Fr.	McLeansville, N.C./Eastern Guilford
35	Luke Robinson	C/1B	L/R	6-3	230	Fr.	McLeansville, N.C./Eastern Guilford
36	Andrew Bullock	1B/DH	L/R	6-2	230	So.	Chesapeake, Va./Grassfield
39	Dillon Bray	LHP	L/L	6-0	215	R-Sr.	Hamptonville, N.C./Starmount
44	Brendan Nail	LHP	L/L	6-0	190	Jr.	Greensboro, N.C./Page
45	Kegan Frederick	RHP	R/R	6-6	220	R-Jr.	Soddy Daisy, Tenn./Cleveland State CC
46	Kitt Capell	C	R/R	6-0	220	Fr.	Prosperity, S.C./Ben Lippen

## HEAD COACH BOBBY MORANDA

Alma mater: ..... Eastern Kentucky, 1986

Hometown: ..... Palatine, Ill.

Career record (years): ..... 284-225-2 (9)

School record (years): ..... Same

SoCon record (years): ..... 146-103-1 (9)

SoCon Championship record (appearances): ..... 12-17 (9)

NCAA appearances: ..... 1

### Assistant coaches

Nate Cocolin ..... 2nd season (Embry-Riddle, 2003)

Brock Doud ..... 2nd season (Hope College, 2008)

Kyle Dean ..... 1st season (Ohio, 2015)



## 2016 RESULTS (31-31, 15-9 SOCON; T-2ND)



SENIOR BRYSON BOWMAN

Date	Opponent	Result	Date	Opponent	Result
F19	at UNCW <sup>^</sup>	L, 2-15	A19	UNC ASHEVILLE	L, 0-8
F20	vs. Richmond <sup>^</sup>	L, 1-3	A20	VIRGINIA TECH	W, 14-10
F21	vs. St. John's <sup>^</sup>	L, 3-14	A22	at The Citadel*	L, 1-2
F26	ULM	L, 6-11	A23	at The Citadel*	W, 11-0
F27	ULM	W, 15-7	A24	at The Citadel*	L, 4-6
F28	ULM	L, 10-16	A27	at Gardner-Webb	L, 0-4
M2	NIAGARA	W, 17-4 (7)	A29	MERCER*	W, 9-7
M2	NIAGARA	W, 10-2 (7)	A30	MERCER*	L, 8-9 (10)
M4	at Georgia Tech	L, 4-5	M1	MERCER*	L, 2-9
M5	at Georgia Tech	L, 3-14	M6	at Furman*	L, 4-11
M6	at Georgia Tech	L, 3-4	M7	at Furman*	L, 8-9
M8	PRESBYTERIAN	W, 10-9	M8	at Furman*	W, 10-4
M11	at Indiana	L, 2-3	M11	at Georgia	L, 0-6
M12	at Indiana	W, 4-1	M13	UNCG*	W, 8-5
M12	at Indiana	L, 1-9	M14	UNCG*	W, 19-8
M16	GARDNER-WEBB	W, 16-14	M15	UNCG*	L, 5-8
M18	at Kansas State	W, 7-5	M17	at Cincinnati	L, 1-3
M19	at Kansas State	W, 6-2	M19	at Kent State	L, 4-5
M20	at Kansas State	W, 10-2	M20	at Kent State	L, 1-3
M22	at North Carolina	L, 2-10	M25	vs. Wofford&	W, 10-9
M24	ETSU*	L, 8-14	M26	vs. Samford&	W, 14-4
M25	ETSU*	W, 12-11	M28	vs. Mercer&	L, 8-9
M26	ETSU*	W, 15-9	M28	vs. Samford&	W, 7-4
M30	CLEMSON	L, 8-10	M29	vs. Mercer&	W, 4-2
A1	at Wofford*	W, 9-1	M29	vs. Mercer&	W, 3-2
A2	at Wofford*	W, 14-4	J3	at Clemson\$	L, 10-24
A3	at Wofford*	W, 12-3	J4	vs. Nebraska\$	W, 4-1
A8	at VMI*	W, 7-1	J5	at Clemson\$	L, 3-15
A10	at VMI*	W, 21-7			
A10	at VMI*	W, 14-11			
A12	at Clemson	L, 6-7 (10)			
A15	SAMFORD*	W, 10-5			
A16	SAMFORD*	L, 7-13			
A17	SAMFORD*	W, 6-5 (11)			

\* - Southern Conference game

<sup>^</sup> - Buffalo Wild Wings Battle at the Beach (Wilmington, N.C.)& - SoCon Championship (Fluor Field; Greenville, S.C.)  
\$ - NCAA Clemson Regional (Clemson, S.C.)

## 2016 STATISTICS

Batting	AVG	GP	GS	AB	R	H	2B	3B	HR	RBI	TB	SLG%	BB	HBP	SO	GDP	OB%	SF	SH	SB	ATT	PO	A	E	FLD%
Matt Smith	.388	62	62	232	56	90	11	2	10	55	135	.582	43	10	30	4	.495	4	0	6	8	363	29	3	.992
Kramer Ferrell	.340	60	60	238	53	81	10	3	8	65	121	.508	15	18	39	11	.419	1	0	6	8	91	5	3	.970
Bryson Bowman	.326	61	61	227	62	74	13	3	19	60	150	.661	43	8	25	9	.442	5	0	10	15	133	5	2	.986
Garrett Brown	.321	58	58	262	60	84	12	3	4	34	114	.435	12	9	30	2	.370	1	8	34	42	117	2	1	.992
Caleb Robinson	.298	60	55	198	35	59	10	0	6	39	87	.439	36	5	45	4	.413	3	3	6	7	79	63	12	.922
Danny Bermudez	.296	61	61	226	51	67	11	0	6	36	96	.425	35	14	46	1	.414	5	3	5	7	448	59	6	.988
Nobu Suzuki	.261	55	47	176	35	46	5	0	2	26	57	.324	13	8	22	3	.337	2	13	9	11	105	106	5	.977
J.D. Long	.223	58	54	179	31	40	6	0	5	38	61	.341	24	10	33	5	.339	5	2	5	12	80	125	27	.884
Brett Pope	.323	31	31	124	27	40	3	2	0	11	47	.379	16	2	11	1	.408	0	2	6	8	55	83	6	.958
Andrew Bullock	.304	36	4	79	10	24	1	0	6	17	43	.544	12	2	12	3	.404	1	1	1	1	11	1	0	1.000
Spencer Holcomb	.267	40	13	75	14	20	7	0	3	13	36	.480	7	7	22	4	.382	0	4	0	1	63	2	0	1.000
Reece Strong	.250	35	10	68	8	17	3	0	1	9	23	.338	6	3	11	1	.338	0	6	0	0	14	29	6	.878
Pierce Suttles	.172	20	2	29	4	5	2	0	0	5	7	.241	5	0	12	1	.294	0	1	2	2	0	0	0	.000
Jason Smith	.160	20	6	25	7	4	0	0	2	3	10	.400	7	2	7	0	.382	0	0	1	1	42	3	1	.978
Chad Mabini	.000	2	0	1	0	0	0	0	0	0	0	.000	0	0	1	0	.000	0	0	0	0	3	1	0	1.000
Michael Davis	.000	1	1	0	0	0	0	0	0	0	0	.000	0	0	0	0	.000	0	0	0	0	0	0	0	.000
Bryan Sammons	.000	6	6	0	0	0	0	0	0	0	0	.000	0	0	0	0	.000	0	0	0	0	2	17	1	.950
Dillon Bray	.000	1	1	0	0	0	0	0	0	0	0	.000	0	0	0	0	.000	0	0	0	0	2	8	1	.909
Taylor Durand	.000	5	5	0	0	0	0	0	0	0	0	.000	0	0	0	0	.000	0	0	0	0	2	2	0	1.000
Tristan Baker	.000	13	13	0	0	0	0	0	0	0	0	.000	0	0	0	0	.000	0	0	0	0	1	4	1	.833
Brendan Nail	.000	8	8	0	0	0	0	0	0	0	0	.000	0	0	0	0	.000	0	0	0	0	2	15	1	.944
<b>Totals</b>	<b>.304</b>	<b>62</b>	<b>62</b>	<b>2139</b>	<b>453</b>	<b>651</b>	<b>94</b>	<b>13</b>	<b>72</b>	<b>411</b>	<b>987</b>	<b>.461</b>	<b>274</b>	<b>98</b>	<b>346</b>	<b>49</b>	<b>.403</b>	<b>27</b>	<b>43</b>	<b>91</b>	<b>123</b>	<b>1622</b>	<b>590</b>	<b>84</b>	<b>.963</b>
<b>Opponents</b>	<b>.301</b>	<b>62</b>	<b>62</b>	<b>2139</b>	<b>438</b>	<b>643</b>	<b>116</b>	<b>20</b>	<b>80</b>	<b>404</b>	<b>1039</b>	<b>.486</b>	<b>318</b>	<b>64</b>	<b>512</b>	<b>43</b>	<b>.402</b>	<b>30</b>	<b>43</b>	<b>52</b>	<b>90</b>	<b>1634</b>	<b>673</b>	<b>82</b>	<b>.966</b>

LOB - Team (495), Opp (534). DPs turned - Team (56), Opp (60). CI - Team (0), Opp (1). IBB - Team (5), Smith 2, Ferrell 1, Bowman 1, Bullock 1, Opp (10). Picked off - Brown 6, Bowman 4, Long 3, Bullock 2, Smith 2, Pope 1.

Pitching	ERA	W	L	APP	GS	CG	SHO	CBO	SV	IP	H	R	ER	BB	SO	2B	3B	HR	AB	B/Avg	WP	HBP	BK	SFA	SHA
Brendan Nail	5.08	5	6	18	16	0	0	0	0	85.0	85	57	48	49	62	20	1	7	323	.263	4	13	0	6	10
Colton Davis	5.21	7	3	31	1	0	0	0	2	67.1	66	43	39	40	89	14	1	7	254	.260	12	4	0	0	9
Bryan Sammons	5.74	8	3	18	18	1	1	0	0	100.1	116	69	64	59	89	14	6	16	392	.296	5	7	1	3	5
B.J. Nobles	4.07	2	2	22	1	0	0	0	5	42.0	39	23	19	14	46	7	0	6	157	.248	6	8	0	2	3
Jake Moebius	4.09	0	0	10	0	0	0	0	0	11.0	7	8	5	10	8	3	0	1	39	.179	1	1	1	3	0
Taylor Durand	4.78	0	2	11	4	0	0	0	1	26.1	19	21	14	26	25	0	1	3	94	.202	0	1	1	0	2
Tristan Baker	5.19	3	2	9	7	0	0	0	1	34.2	45	25	20	18	21	10	0	4	140	.321	0	4	0	3	3
Dylan Biuni	5.45	3	2	23	1	0	0	0	1	34.2	42	26	21	21	38	6	2	7	138	.304	3	6	1	2	2
Corey Sikes	6.99	0	1	23	0	0	0	0	1	28.1	40	24	22	10	22	7	3	6	116	.345	3	4	0	2	0
Korey Anderson	9.49	1	4	18	6	0	0	0	1	42.2	65	52	45	27	43	14	2	9	178	.365	5	5	2	3	3
Dillon Bray	9.76	2	5	15	7	0	0	0	0	43.1	75	52	47	23	47	15	2	8	191	.393	6	4	1	2	5
Chad Mabini	10.80	0	1	17	1	0	0	0	0	21.2	33	28	26	14	18	5	2	6	97	.340	3	2	0	3	1
Michael Davis	11.57	0	0	4	0	0	0	0	0	2.1	7	4	3	2	3	0	0	0	14	.500	3	1	0	0	0
Jonathan Waszak	54.00	0	0	4	0	0	0	0	0	1.0	4	6	6	5	1	1	0	0	6	.667	2	4	0	1	0
<b>Totals</b>	<b>6.31</b>	<b>31</b>	<b>31</b>	<b>62</b>	<b>62</b>	<b>1</b>	<b>1</b>	<b>0</b>	<b>12</b>	<b>540.2</b>	<b>643</b>	<b>438</b>	<b>379</b>	<b>318</b>	<b>512</b>	<b>116</b>	<b>20</b>	<b>80</b>	<b>2139</b>	<b>.301</b>	<b>53</b>	<b>64</b>	<b>7</b>	<b>30</b>	<b>43</b>
<b>Opponents</b>	<b>6.66</b>	<b>31</b>	<b>31</b>	<b>62</b>	<b>62</b>	<b>3</b>	<b>3</b>	<b>3</b>	<b>9</b>	<b>544.2</b>	<b>651</b>	<b>453</b>	<b>403</b>	<b>274</b>	<b>346</b>	<b>94</b>	<b>13</b>	<b>72</b>	<b>2139</b>	<b>.304</b>	<b>66</b>	<b>98</b>	<b>6</b>	<b>27</b>	<b>43</b>

PB - Team (7), Bermudez 6, Holcomb 1, Opp (10). Pickoffs - Team (6), Davis 2, Nail 2, Sammons 1, Holcomb 1, Opp (18). SBA/ATT - Bermudez (45-75), Sammons (11-21), Bray (8-14), Nail (7-12), Davis (6-11), Holcomb (7-7), Nobles (3-6), Sikes (3-5), Anderson (3-4), Durand (1-4), Baker (2-4), Biuni (2-3), Mabini (3-3), Waszak (2-2), Moebius (1-1).



## WOFFORD TERRIERS

### Basic information

Location: ..... Spartanburg, S.C.  
Founded: ..... 1854  
Enrollment: ..... 1,650  
Nickname: ..... Terriers  
Colors: ..... Old Gold and Black  
President: ..... Dr. Nayef H. Samhat  
Director of athletics: ..... Richard Johnson

### Team information

2016 record: ..... 30-28  
SoCon record: ..... 12-12 (7th)  
Home: ..... 20-13  
Away: ..... 9-13  
Neutral: ..... 1-2  
Letterwinners returning/lost: ..... 25/10  
Position starters returning/lost: ..... 6/3  
Starting pitchers returning/lost: ..... 1/2  
Newcomers: ..... 10

### Media relations

Baseball contact: ... Brent Williamson  
Email: ... williamsondb@wofford.edu  
Office: ..... 864-597-4093  
Cell: ..... 864-809-8900  
Press box: ..... 864-597-4478  
Website: ..... WoffordTerriers.com



Brent Williamson  
Baseball SID


### SoCon regular-season titles (0)

### SoCon Championship titles (1)

2007

### NCAA appearances (1)

2007



**RUSSELL C. KING FIELD**  
CAPACITY: 2,500

## 2017 SCHEDULE

Date	Opponent	Time (ET)
F17	at Florida A&M	4 p.m.
F18	at Florida A&M	1 p.m.
F19	at Florida A&M	1 p.m.
F22	at Presbyterian	2 p.m.
F24	JAMES MADISON	5 p.m.
F25	GEORGETOWN	2 p.m.
F26	UNC ASHEVILLE	4 p.m.
F28	at Clemson	4 p.m.
M3	PITTSBURGH	5 p.m.
M4	WRIGHT STATE	2 p.m.
M5	at USC Upstate	4 p.m.
M7	LASALLE	5 p.m.
M8	LONGWOOD	5 p.m.
M10	MONMOUTH	5 p.m.
M11	LASALLE	2 p.m.
M12	MONMOUTH	1 p.m.
M15	USC UPSTATE	6 p.m.
M17	YALE	6 p.m.
M18	YALE	2 p.m.
M18	YALE	5 p.m.
M19	YALE	1 p.m.
M22	WINTHROP	6 p.m.
M24	FURMAN*	6 p.m.
M25	FURMAN*	3 p.m.
M26	FURMAN*	1 p.m.
M29	vs. Presbyterian%	6 p.m.
M31	at Villanova	3 p.m.
A1	at Villanova	1 p.m.
A2	at Villanova	1 p.m.
A4	at Navy	3 p.m.
A7	VMI*	6 p.m.
A8	VMI*	3 p.m.
A9	VMI*	1 p.m.
A11	at UNC Asheville	6 p.m.
A13	at UNC*	6 p.m.
A14	at UNC*	3 p.m.
A15	at UNC*	1 p.m.
A19	at Winthrop	6 p.m.
A21	SAMFORD*	6 p.m.
A22	SAMFORD*	3 p.m.
A23	SAMFORD*	1 p.m.
A25	vs. Charleston Southern^	6 p.m.
A28	at ETSU*	6:30 p.m.
A29	at ETSU*	2 p.m.
A30	at ETSU*	1 p.m.
M3	at South Carolina	7 p.m.
M5	at Western Carolina*	6 p.m.
M6	at Western Carolina*	TBA
M7	at Western Carolina*	2 p.m.
M10	at USC Upstate	6 p.m.
M12	MERCER*	6 p.m.
M14	MERCER*	2 p.m.
M14	MERCER*	5 p.m.
M18	at The Citadel*	4 p.m.
M19	at The Citadel*	4 p.m.
M20	at The Citadel*	1 p.m.
M23-28	at SoCon Championship (Fluor Field; Greenville, S.C.)	

\* - Southern Conference game

% - Fluor Field; Greenville, S.C.

^ - Lexington County Baseball Stadium (Lexington, S.C.)

## 2017 TERRIERS ROSTER

No.	Name	Pos.	B/T	Ht.	Wt.	Cl.	Hometown/previous school
1	Dorien Jenkins	OF	L/R	5-8	150	Fr.	Marietta, Ga./Dominion Christian
2	Will Fuqua	LHP	R/L	6-0	185	Jr.	Greenville, S.C./J.L. Mann
4	Carson Waln	C	R/R	5-11	195	Sr.	Atlanta, Ga./The Galloway School
5	Dylan May	INF	R/R	5-9	195	Sr.	Dallas, Texas/Highland Park
6	Matt Ellmyer	INF/RHP	R/R	5-11	180	Fr.	Jupiter, Fla./The Benjamin School
7	David Ehmen	LHP	L/L	6-2	190	Jr.	Johns Creek, Ga./Northview
8	Alec Cargin	C	L/R	6-0	195	Fr.	Lawrenceville, Ga./Collins Hill
9	Mack Nathanson	C/OF	R/R	6-1	200	Jr.	Delray Beach, Fla./North Broward Preparatory
10	Quintin Pile	RHP	R/R	5-10	190	Sr.	Tyler, Texas/The Brook Hill School
11	Ty Reginelli	INF	L/R	5-11	175	So.	Pittsburgh, Pa./Mars Area
12	John Caskey	RHP	R/R	6-3	220	Sr.	Roanoke, Texas/Byron Nelson
13	Jordan Accetta	RHP	R/R	6-1	205	Sr.	Charlotte, N.C./Charlotte Catholic
14	Merritt Huber	RHP	R/R	6-1	190	Sr.	Atlanta, Ga./The Westminster Schools
15	Reed Massey	INF	R/R	6-0	180	So.	Marietta, Ga./Mount Paran Christian
16	Stone Pellegrino	INF/OF	R/R	6-2	200	Fr.	Moore, S.C./Dorman
17	Grant Byers	RHP	R/R	6-2	220	Jr.	Shelby, N.C./Shelby
18	Cody Miller	C	R/R	6-0	205	Jr.	Newhall, Calif./Hart
19	Alex Malsch	INF	R/R	6-1	175	Jr.	Greer, S.C./St. Joseph's
20	Thomas Tatham	RHP	R/R	6-5	205	So.	Canton, N.C./Pisgah
21	McClain Bradley	OF	R/R	6-0	200	Jr.	Atlanta, Ga./The Westminster Schools
22	Kody Ruedisili	OF	R/R	5-10	175	Sr.	Jupiter, Fla./The Benjamin School
23	Spencer Kulman	RHP	R/R	6-1	210	Sr.	Briarcliff Manor, N.Y./Briarcliff
24	Cole Bradley	LHP	R/L	6-2	210	So.	Greenville, S.C./Christ Church
25	Rasesh Pandya	RHP	R/R	6-0	190	Fr.	Greenville, S.C./Mauldin
26	Max McDougald	INF	R/R	5-9	165	Jr.	Anderson, S.C./T.L. Hanna
27	Brett Hash	INF	R/R	6-3	215	Sr.	Glenmore, Pa./Downingtown West
28	Andrew Orzel	INF	R/R	6-3	195	Fr.	Newark, Del./Archmere Academy
31	Elliot Lance	RHP	R/R	6-1	190	Sr.	Lexington, S.C./Lexington
33	Adam Scott	LHP	L/L	6-4	225	Jr.	Canandaigua, N.Y./Canandaigua Academy
34	Reece Maniscalco	RHP	R/R	6-0	180	Fr.	Fairfield, Conn./Fairfield Warde
36	Austin Higginbotham	LHP	L/L	5-10	170	So.	Gainesville, Ga./King's Ridge Christian
37	Brett Rodriguez	INF	R/R	6-0	200	Fr.	Queensbury, N.Y./Queensbury
38	Jake Hershman	RHP	R/R	6-1	160	Fr.	Dacula, Ga./Hebron Christian
39	Davis Keller	OF	R/R	6-1	205	So.	Spartanburg, S.C./Broome
40	Chris Sheehan	RHP	R/R	6-1	205	Sr.	Boca Raton, Fla./Boca Raton Community

## HEAD COACH TODD INTERDONATO

Alma mater: ..... UNC Asheville, 2000  
Hometown: ..... Phoenix, Ariz.  
Career record (years): ..... 223-284 (9)  
School record (years): ..... Same  
SoCon record (years): ..... 87-162 (9)  
SoCon Championship record (appearances): ..... 6-8 (4)  
NCAA appearances: ..... 0

### Assistant coaches

J.J. Edwards ..... 5th season (Sacred Heart, 2010)  
Seth Cutler-Voltz ..... 1st season (VCU, 2012)  
Josh Schulman ..... 1st season (Rochester, 2015)





SENIOR BRETT HASH

## 2016 RESULTS (30-28, 12-12 SOCON; 7TH)

Date	Opponent	Result			
F19	KENTUCKY	W, 5-4	A8	at Samford*	W, 4-3 (10)
F20	STONY BROOK	W, 9-8	A9	at Samford*	L, 3-11
F21	GEORGE MASON	W, 11-6	A10	at Samford*	L, 0-6
F24	USC UPSTATE	W, 6-3	A13	at Winthrop	W, 9-2
F26	RIDER	W, 12-4	A15	THE CITADEL*	W, 10-5
F27	EVANSVILLE	W, 7-5	A16	THE CITADEL*	W, 10-9
F28	UNC ASHEVILLE	W, 8-5	A17	THE CITADEL*	W, 10-8
M1	at Clemson	L, 0-7	A20	WINTHROP	L, 3-4
M2	at USC Upstate	L, 0-2	A22	at VMI*	W, 5-3
M4	OHIO	W, 5-3	A23	at VMI*	W, 10-7
M5	OHIO	W, 6-3	A24	at VMI*	W, 12-4
M5	OHIO	L, 2-16	A26	vs. Charleston Southern^	W, 4-0
M6	OHIO	W, 6-5 (11)	A29	DAYTON	L, 4-6
M8	at South Carolina	L, 1-7	A29	DAYTON	L, 5-9
M12	CORNELL	W, 5-1	A30	DAYTON	W, 10-5
M12	CORNELL	L, 5-12	M4	at UNC Asheville	L, 8-10
M13	CORNELL	L, 2-6 (8)	M6	UNCG*	W, 12-3
M16	at Presbyterian	W, 8-4	M7	UNCG*	L, 1-6
M18	at Gardner-Webb	L, 3-5	M8	UNCG*	L, 1-6
M19	GARDNER-WEBB	W, 13-9	M12	ETSU*	W, 7-6
M20	at Gardner-Webb	W, 5-1	M13	ETSU*	L, 3-5
M22	LAFAYETTE	W, 14-8	M14	ETSU*	W, 10-0 (7)
M24	at Mercer*	L, 7-12	M19	at Furman*	L, 0-2
M25	at Mercer*	L, 3-14	M21	at Furman*	L, 1-5
M26	at Mercer*	W, 7-5	M21	at Furman*	W, 13-5
M29	PRESBYTERIAN	L, 5-6 (10)	M25	vs. Western Carolina\$	L, 9-10
A1	WESTERN CAROLINA*	L, 1-9	M26	vs. UNCG\$	L, 6-9
A2	WESTERN CAROLINA*	L, 4-14			
A3	WESTERN CAROLINA*	L, 3-12			
A5	at Baylor	L, 5-9			
A6	at Baylor	L, 0-4			

\* - Southern Conference game

^ - at Lexington, S.C.

& - SoCon Championship (Fluor Field; Greenville, S.C.)

## 2016 STATISTICS

Batting	AVG	GP	GS	AB	R	H	2B	3B	HR	RBI	TB	SLG%	BB	HBP	SO	GDP	OB%	SF	SH	SB	ATT	PO	A	E	FLD%
Derek Hirsch	.368	52	47	171	31	63	4	1	2	27	75	.439	25	3	28	2	.453	2	11	9	14	69	117	16	.921
McClain Bradley	.315	56	56	216	28	68	12	4	1	30	91	.421	23	0	49	4	.379	1	4	20	28	130	5	3	.978
Brett Hash	.303	56	54	195	39	59	15	1	9	51	103	.528	37	6	56	1	.425	2	4	8	11	401	43	4	.991
Kody Ruedisili	.280	55	55	200	38	56	17	5	4	28	95	.475	11	4	56	4	.330	0	4	15	17	164	2	4	.976
Max McDougald	.279	58	58	219	32	61	7	2	1	33	75	.342	23	1	32	5	.347	2	2	5	6	39	91	6	.956
Demetrius Jennings	.261	48	45	142	22	37	3	2	1	19	47	.331	21	4	39	2	.365	3	5	9	13	67	1	2	.971
Alec Paradowski	.248	58	58	214	54	53	11	4	4	30	84	.393	51	13	35	1	.418	2	3	10	13	89	134	9	.961
Cole Bradley	.750	1	1	4	2	3	1	0	0	2	4	1.000	1	0	0	0	.800	0	0	1	1	1	1	0	1.000
Cody Miller	.279	36	35	122	21	34	6	1	4	22	54	.443	18	1	36	0	.373	1	0	3	3	159	17	1	.994
Dylan May	.269	37	28	104	9	28	5	0	1	12	36	.346	14	4	24	2	.371	2	0	1	1	0	0	0	.000
Alex Malsch	.265	36	13	49	14	13	5	0	0	8	18	.367	6	0	23	0	.339	1	3	9	9	28	21	2	.961
Carson Waln	.239	38	27	113	13	27	6	1	0	16	35	.310	8	4	33	4	.307	2	4	6	8	211	23	3	.987
Mack Nathanson	.222	39	25	99	18	22	3	1	5	12	42	.424	8	3	38	1	.300	0	1	4	4	120	14	1	.993
Reed Massey	.222	20	2	18	6	4	1	0	1	2	8	.444	3	1	10	0	.364	0	0	0	0	1	0	0	1.000
Ty Reginelli	.200	16	0	15	0	3	2	0	0	2	5	.333	2	0	5	0	.294	0	0	0	0	0	0	0	.000
Chandler Engel	.183	31	18	71	11	13	1	0	1	8	17	.239	9	3	18	2	.298	1	0	1	2	20	1	1	.955
Trace Witt	.000	13	0	5	0	0	0	0	0	0	0	.000	2	0	2	0	.286	0	0	0	0	1	5	0	1.000
Josh Simpson	.000	1	0	1	0	0	0	0	0	0	0	.000	0	0	0	0	.000	0	0	0	0	0	0	0	.000
Totals	.278	58	58	1958	338	544	99	22	34	302	789	.403	262	47	484	28	.373	19	41	101	130	1529	555	61	.972
Opponents	.293	58	58	2023	358	593	112	4	58	321	887	.438	202	47	470	22	.367	25	35	31	53	1515	526	63	.970

LOB - Team (474), Opp (445). DPs turned - Team (33), Opp (35). IBB - Team (3), Ruedisili 1, Paradowski 1, McDougald 1, Opp (3). Picked off - M. Bradley 2, Paradowski 1, Jennings 1, Engel 1, Miller 1, McDougald 1, May 1, Malsch 1, Waln 1.

Pitching	ERA	W	L	APP	GS	CG	SHO	CBO	SV	IP	H	R	ER	BB	SO	2B	3B	HR	AB	B/Avg	WP	HBP	BK	SFA	SHA
Elliot Lance	3.60	6	2	27	3	1	1	0	0	70.0	73	32	28	17	39	17	0	5	261	.280	0	6	0	7	0
Matthew Milburn	4.47	6	5	15	15	2	0	0	0	98.2	110	57	49	29	103	22	1	7	388	.284	17	4	0	3	6
Jacob Condra-Boga	5.95	6	5	15	15	0	0	0	0	78.2	102	57	52	25	61	20	1	12	317	.322	6	10	1	3	8
Adam Scott	6.48	4	6	18	14	1	1	0	0	75.0	83	60	54	34	72	13	1	12	288	.288	10	8	0	1	10
Thomas Tatham	0.00	0	0	1	0	0	0	0	0	1.0	2	0	0	0	1	0	0	0	5	.400	0	0	0	0	0
John Caskey	2.25	1	1	3	2	0	0	0	0	8.0	10	5	2	1	10	0	0	1	35	.286	0	0	0	0	0
David Ehmen	3.68	1	0	6	0	0	0	0	0	7.1	6	3	3	3	9	1	0	0	27	.222	2	0	0	1	0
Will Stillman	3.93	3	3	23	0	0	0	0	9	34.1	35	21	15	19	58	4	0	3	140	.250	4	1	1	0	1
Will Fuqua	4.50	0	0	6	0	0	0	0	0	4.0	3	2	2	6	3	1	0	0	14	.214	0	1	0	1	0
Spencer Kulman	5.74	1	0	22	0	0	0	0	1	26.2	31	21	17	12	37	4	0	4	111	.279	7	0	0	0	1
Jordan Accetta	5.87	2	0	29	0	0	0	0	0	38.1	50	27	25	13	37	9	0	6	161	.311	7	0	0	2	2
Merritt Huber	6.23	0	0	5	0	0	0	0	0	4.1	4	4	3	2	1	1	0	2	17	.235	0	2	0	0	0
Austin Higginbotham	7.57	0	4	12	6	0	0	0	0	27.1	35	25	23	15	22	12	0	1	111	.315	2	6	1	2	4
Quintin Pile	8.68	0	1	9	2	0	0	0	0	9.1	13	11	9	8	5	2	0	0	39	.333	3	2	1	2	1
Connor Foltyn	9.00	0	0	5	0	0	0	0	0	4.0	5	4	4	2	2	2	1	0	15	.333	3	1	0	2	0
Josh Simpson	9.00	0	0	2	0	0	0	0	0	1.0	0	1	1	1	1	0	0	0	3	.000	1	2	0	0	0
Chris Sheehan	9.72	0	0	7	0	0	0	0	0	8.1	12	10	9	7	3	1	0	1	35	.343	1	2	0	1	0
Grant Byers	11.25	0	1	9	1	0	0	0	0	12.0	17	15	15	8	5	3	0	4	51	.333	1	1	0	0	1
Cole Bradley	20.25	0	0	2	0	0	0	0	0	1.1	2	3	3	0	1	0	0	0	5	.400	0	1	0	0	1
Totals	5.54	30	28	58	58	4	2	0	10	509.2	593	358	314	202	470	112	4	58	2023	.293	64	47	4	25	35
Opponents	5.31	28	30	58	58	1	5	5	14	505.0	544	338	298	262	484	99	22	34	1958	.278	61	47	13	19	41

PB - Team (8), Waln 6, Nathanson 2, Opp (4). Pickoffs - Team (22), Lance 8, Condra-Boga 5, Milburn 4, Scott 3, Stillman 1, Sheehan 1, Opp (11). SBA/ATT - Waln (15-21), Miller (9-14), Condra-Boga (8-12), Scott (5-11), Nathanson (7-10), Lance (5-8), Byers (3-4), Stillman (4-4), Milburn (1-4), Higginbotham (1-4), Caskey (1-2), Pile (1-1), Sheehan (0-1), Accetta (1-1), Kulman (1-1).



## 2016 SOUTHERN CONFERENCE STANDINGS

Team	Conference Record	Pct	Home	Away	Overall Record	Pct	Home	Away	Neutral
Mercer	16-8	.667	8-4	8-4	38-23	.623	19-10	16-11	3-2
UNCG	15-9	.625	8-4	7-5	38-21	.644	25-5	10-13	3-3
\$Western Carolina	15-9	.625	7-5	8-4	31-31	.500	13-9	12-19	6-3
Furman	14-10	.583	7-5	7-5	29-30	.492	16-12	11-16	2-2
Samford	13-11	.542	6-6	7-5	35-26	.574	20-13	12-11	3-2
ETSU	13-11	.542	8-4	5-7	27-30	.474	18-4	8-14	1-2
Wofford	12-12	.500	6-6	6-6	30-28	.517	20-13	9-13	1-2
The Citadel	6-18	.250	3-9	3-9	17-42	.288	12-19	4-21	1-2
VMI	4-20	.167	2-10	2-10	21-35	.375	16-15	3-18	2-2

\$ - SoCon tournament champion

## 2016 SOUTHERN CONFERENCE CHAMPIONSHIP FLUOR FIELD • GREENVILLE, S.C.

### May 24 (Tuesday)

Game 1: #8 The Citadel 3, #9 VMI 2 (10 innings)

### May 25 (Wednesday)

Game 2: #4 Furman 3, #5 ETSU 0

Game 3: #1 Mercer 13, #8 The Citadel 1 (7 innings)

Game 4: #2 Western Carolina 10, #7 Wofford 9

Game 5: #6 Samford 8, #3 UNCG 5

### May 26 (Thursday)

Game 6: #5 ETSU 4, #8 The Citadel 2

Game 7: #3 UNCG 9, #7 Wofford 6

Game 8: #1 Mercer 6, #4 Furman 1

Game 9: #2 Western Carolina 14, #6 Samford 4

### May 27 (Friday)

Game 10: #6 Samford 12, #5 ETSU 11 (10 innings)

Game 11: #4 Furman 15, #3 UNCG 10

### May 28 (Saturday)

Game 12: #1 Mercer 9, #2 Western Carolina 8

Game 13: #6 Samford 2, #4 Furman 0

Game 14: #2 Western Carolina 7, #6 Samford 4

### May 29 (Sunday)

Game 15: #2 Western Carolina 4, #1 Mercer 2

Game 16: #2 Western Carolina 3, #1 Mercer 2

## Southern Conference Baseball Championship All-Tournament Team

SP Will Gaddis, Furman  
 SP B.J. Nobles, Western Carolina  
 RP Korey Anderson, Western Carolina  
 C Jake Kusz, UNCG  
 1B Matt Smith, Western Carolina  
 2B Frankie Navarrete, Samford  
 SS Matt Meeder, Mercer  
 3B Jake Crawford, Furman  
 OF Trey Truitt, Mercer  
 OF Heath Quinn, Samford  
 OF Kramer Ferrell, Western Carolina  
 DH Cesar Trejo, UNCG

**Most Outstanding Player  
(Walt Nadzak Award)**  
 Matt Smith, Western Carolina

## 2016 NCAA CLEMSON REGIONAL

### June 3 (Friday)

**NCAA Clemson Regional (Doug Kingsmore Stadium; Clemson, S.C.)**

No. 10 Clemson 24, Western Carolina 10

### June 4 (Saturday)

**NCAA Clemson Regional (Doug Kingsmore Stadium; Clemson, S.C.)**

Western Carolina 4, Nebraska 1

### June 5 (Sunday)

**NCAA Clemson Regional (Doug Kingsmore Stadium; Clemson, S.C.)**

No. 10 Clemson 15, Western Carolina 3



Western Carolina's Matt Smith earned the Walt Nadzak Most Outstanding Player Award at the Southern Conference Baseball Championship in 2016. Smith hit .591, slugged .864 and had eight runs scored and eight RBIs in the Catamounts' six contests in the tournament. Smith scored the winning run in the bottom of the ninth of the title game against Mercer.

## COACHES ALL-CONFERENCE

### Player of the Year

Kyle Lewis, Jr., OF, Mercer

### Pitcher of the Year

Will Gaddis, So., RHP, Furman

### Freshman of the Year

Jabari Richards, OF, Furman

### Coach of the Year

Link Jarrett, UNCG

### First Team

SP Will Gaddis, Furman  
 SP Parker Curry, Samford  
 RP Andrew Wantz, UNCG  
 C Hagen Owenby, ETSU  
 1B Matt Smith, Western Carolina  
 2B Trey York, ETSU  
 SS Matt Meeder, Mercer  
 3B Collin Woody, UNCG  
 OF Kyle Lewis, Mercer  
 OF L.J. Kalawaia, UNCG  
 OF Heath Quinn, Samford  
 DH Austin Edens, Samford

### Second Team

SP Ryan Askew, Mercer  
 SP Matt Milburn, Wofford  
 RP Colton Davis, Western Carolina  
 C Danny Bermudez, Western Caro.  
 1B Alex Lee, Samford  
 2B Ben Spitznagel, UNCG  
 SS Derek Hirsch, Wofford  
 3B Blake Rowlett, ETSU  
 OF Trey Truitt, Mercer  
 OF Bryson Bowman, Western Caro.  
 OF Kramer Ferrell, Western Carolina  
 DH Dillon Stewart, UNCG

### All-Freshman Team

Ben Peden, The Citadel  
 Jake Crawford, Furman  
 Jabari Richards, Furman  
 Conard Broom, Mercer  
 Kevin Coulter, Mercer  
 Matt Frisbee, UNCG  
 Andrew Moritz, UNCG  
 Cesar Trejo, UNCG  
 Stephen Jones, Samford  
 Matt Pita, VMI  
 Josh Winder, VMI  
 Andrew Bullock, Western Carolina

## SCSMA (MEDIA) ALL-CONFERENCE

### Player of the Year

Kyle Lewis, Jr., OF, Mercer

### Pitchers of the Year

Will Gaddis, So., RHP, Furman  
 Andrew Wantz, So., RHP, UNCG

### Freshman of the Year

Jabari Richards, OF, Furman

### Coach of the Year

Link Jarrett, UNCG

### First Team

SP Will Gaddis, Furman  
 SP Parker Curry, Samford  
 RP Andrew Wantz, UNCG  
 C Hagen Owenby, ETSU  
 1B Matt Smith, Western Carolina  
 2B Trey York, ETSU  
 SS Matt Meeder, Mercer  
 3B Collin Woody, UNCG  
 OF Kyle Lewis, Mercer  
 OF L.J. Kalawaia, UNCG  
 OF Heath Quinn, Samford  
 DH Austin Edens, Samford

### Second Team

SP Ryan Askew, Mercer  
 SP Matt Milburn, Wofford  
 RP Will Stillman, Wofford  
 C Danny Bermudez, Western Caro.  
 1B Collin Fleischer, VMI  
 2B Ben Spitznagel, UNCG  
 SS Robby McCabe, ETSU  
 3B Blake Rowlett, ETSU  
 OF Jabari Richards, Furman  
 OF Trey Truitt, Mercer  
 OF Bryson Bowman, Western Caro.  
 DH Dillon Stewart, UNCG

## PLAYERS OF THE WEEK

Feb. 22 Heath Quinn, Samford  
 Feb. 29 Heath Quinn, Samford  
 March 7 Kyle Lewis, Mercer  
 March 14 Peyton Maddox, VMI  
 March 21 Bryson Bowman, Western Carolina  
 March 28 Kramer Ferrell, Western Carolina  
 April 4 Carter Grote, Furman  
 April 11 Kramer Ferrell, Western Carolina  
 April 18 L.J. Kalawaia, UNCG  
 April 25 Alex Lee, Samford  
 May 2 Hagen Owenby, ETSU  
 May 9 Deon Sanders, Furman  
 May 16 Andrew Bullock, Western Carolina  
 May 22 Hunter Swilling, Samford

## PITCHERS OF THE WEEK

Feb. 22 JP Sears, The Citadel  
 Feb. 29 Ryan Askew, Mercer  
 March 7 Josh Winder, VMI  
 March 14 Matthew Milburn, Wofford  
 March 21 Tristan Baker, Western Carolina  
 March 28 JP Sears, The Citadel  
 April 4 Andrew Wantz, UNCG  
 April 11 Parker Curry, Samford  
 April 18 Matt Frisbee, UNCG  
 April 25 Bryan Sammons, Western Carolina  
 May 2 Elliot Lance, Wofford  
 May 9 Will Gaddis, Furman  
 May 16 Adam Scott, Wofford  
 May 22 Will Gaddis, Furman

## PLAYERS OF THE MONTH

February Heath Quinn, Samford  
 March Kyle Lewis, Mercer  
 April Austin Edens, Samford  
 May Hagen Owenby, ETSU

## PITCHERS OF THE MONTH

February Will Stillman, RHP, Wofford  
 March Chad Sykes, RHP, UNCG  
 April Elliot Lance, RHP, Wofford  
 May Will Gaddis, RHP, Furman



*Two-time SoCon Player of the Year Kyle Lewis of Mercer was named the national player of the year by Baseball America, the ABCA and the College Home Run Derby and won USA Baseball's Golden Spikes Award. Lewis was also the 11th player taken in the 2016 MLB First-Year Player Draft, making him the highest pick in league history.*

## MLB DRAFT

The Southern Conference had 17 players selected in the 2016 MLB First-Year Player Draft, with Mercer's Kyle Lewis becoming the highest-ever SoCon draft pick at No. 11 overall. ETSU led the way with four selections.

Name, SoCon team	MLB	Rd	Overall
Kyle Lewis, Mercer	SEA	1	11
Heath Quinn, Samford	SF	3	95
Will Stillman, Wofford	SD	6	174
Trey York, ETSU	MIL	9	261
Hagen Owenby, ETSU	PIT	14	435
L.J. Kalawaia, UNCG	LAA	21	636
Alex Lee, Samford	ATL	22	649
Garrett Brown, Western Carolina	PIT	23	705
Hunter Smith, UNCG	BOS	24	718
Charlie Madden, Mercer	CHW	25	746
Colton Davis, Western Carolina	MIN	25	753
Matt Milburn, Wofford	OAK	29	862
Hunter Swilling, Samford	DET	29	865
Chris Cook, ETSU	PIT	30	915
Bryson Bowman, Western Carolina	NYN	33	998
Collin Woody, UNCG	BAL	38	1,141
Aaron Maher, ETSU	PIT	38	1,155



## TEAM BATTING LEADERS

	AVG	G	AB	R	H	2B	3B	HR	RBI	TB	SLG%	BB	HBP	SO	GDP	OB%	SF	SH	SB	ATT	PO	A	E	FLD%
UNCG	.345	59	2102	492	726	145	32	65	451	1130	.538	263	56	346	47	.425	37	30	90	113	1554	578	64	.971
ETSU	.307	57	2029	430	622	119	15	75	389	996	.491	221	56	344	27	.386	24	27	84	114	1513	581	74	.966
Western Carolina	.304	62	2139	453	651	94	13	72	411	987	.461	274	98	346	49	.403	27	43	91	123	1622	590	84	.963
Samford	.296	61	2155	428	638	115	12	83	394	1026	.476	276	64	446	22	.389	19	23	38	46	1624	645	76	.968
Mercer	.296	61	2060	473	609	106	9	93	433	1012	.491	366	70	460	34	.414	30	93	28	51	1621	641	47	.980
Furman	.281	59	2030	343	571	89	7	50	299	824	.406	193	53	393	33	.356	21	42	33	52	1553	549	63	.971
Wofford	.278	58	1958	338	544	99	22	34	302	789	.403	262	47	484	28	.373	19	41	101	130	1529	555	61	.972
VMI	.265	56	1862	334	494	118	15	68	299	846	.454	250	60	479	12	.368	15	25	68	92	1454	602	81	.962
The Citadel	.236	59	1930	255	456	94	10	36	229	678	.351	233	52	520	26	.331	27	45	31	44	1525	548	78	.964
<b>Totals</b>	<b>.291</b>	<b>532</b>	<b>18265</b>	<b>3546</b>	<b>5311</b>	<b>979</b>	<b>135</b>	<b>576</b>	<b>3207</b>	<b>8288</b>	<b>.454</b>	<b>2338</b>	<b>556</b>	<b>3818</b>	<b>278</b>	<b>.384</b>	<b>219</b>	<b>369</b>	<b>564</b>	<b>765</b>	<b>1399</b>	<b>5289</b>	<b>628</b>	<b>.968</b>



UNCG's Andrew Moritz led the SoCon with a .400 batting average as a freshman in 2016, helping the Spartans lead the league and the nation with a team mark of .345.

### Total bases

UNCG	1130
Samford	1026
Mercer	1012
ETSU	996
Western Carolina	987
VMI	846
Furman	824
Wofford	789
The Citadel	678

### Total plate appearances

Mercer	2622
Western Carolina	2582
Samford	2537
UNCG	2491
ETSU	2358
Furman	2339
Wofford	2327
The Citadel	2287
VMI	2212

### At bats

Samford	2155
Western Carolina	2139
UNCG	2102
Mercer	2060
Furman	2030
ETSU	2029
Wofford	1958
The Citadel	1930
VMI	1862

### Walks

Mercer	366
Samford	276
Western Carolina	274
UNCG	263
Wofford	262
VMI	250
The Citadel	233
ETSU	221
Furman	193

### Hit by pitch

Western Carolina	98
Mercer	70
Samford	64
VMI	60
UNCG	56
ETSU	56
Furman	53
The Citadel	52
Wofford	47

### Strikeouts

The Citadel	520
Wofford	484
VMI	479
Mercer	460
Samford	446
Furman	393
UNCG	346
Western Carolina	346
ETSU	344

### Sacrifice bunts

Mercer	93
The Citadel	45
Western Carolina	43
Furman	42
Wofford	41
UNCG	30
ETSU	27
VMI	25
Samford	23

### Sacrifice flies

UNCG	37
Mercer	30
Western Carolina	27
The Citadel	27
ETSU	24
Furman	21
Samford	19
Wofford	19
VMI	15

### Stolen bases

Wofford	101
Western Carolina	91
UNCG	90
ETSU	84
VMI	68
Samford	38
Furman	33
The Citadel	31
Mercer	28

### Caught stealing

Western Carolina	32
ETSU	30
Wofford	29
VMI	24
UNCG	23
Mercer	23
Furman	19
The Citadel	13
Samford	8

### Steal attempts

Wofford	130
Western Carolina	123
ETSU	114
UNCG	113
VMI	92
Furman	52
Mercer	51
Samford	46
The Citadel	44

### Grounded into DP

Western Carolina	49
UNCG	47
Mercer	34
Furman	33
Wofford	28
ETSU	27
The Citadel	26
Samford	22
VMI	12

### Batting average

UNCG	.345
ETSU	.307
Western Carolina	.304
Samford	.296
Mercer	.296
Furman	.281
Wofford	.278
VMI	.265
The Citadel	.236

### Runs scored

UNCG	492
Mercer	473
Western Carolina	453
ETSU	430
Samford	428
Furman	343
Wofford	338
VMI	334
The Citadel	255

### Doubles

UNCG	145
ETSU	119
VMI	118
Samford	115
Mercer	106
Wofford	99
The Citadel	94
Western Carolina	94
Furman	89

### Slugging percentage

UNCG	.538
Mercer	.491
ETSU	.491
Samford	.476
Western Carolina	.461
VMI	.454
Furman	.406
Wofford	.403
The Citadel	.351

### Hits

UNCG	726
Western Carolina	651
Samford	638
ETSU	622
Mercer	609
Furman	571
Wofford	544
VMI	494
The Citadel	456

### Triples

UNCG	32
Wofford	22
VMI	15
ETSU	15
Western Carolina	13
Samford	12
The Citadel	10
Mercer	9
Furman	7

### On-base percentage

UNCG	.425
Mercer	.414
Western Carolina	.403
Samford	.389
ETSU	.386
Wofford	.373
VMI	.368
Furman	.356
The Citadel	.331

### Runs batted in

UNCG	451
Mercer	433
Western Carolina	411
Samford	394
ETSU	389
Wofford	302
VMI	299
Furman	299
The Citadel	229

### Home runs

Mercer	93
Samford	83
ETSU	75
Western Carolina	72
VMI	68
UNCG	65
Furman	50
The Citadel	36
Wofford	34

# 2016 TEAM STATS



## TEAM PITCHING LEADERS

	ERA	W	L	G	CG	SHO	CBO	SV	IP	H	R	ER	BB	SO	2B	3B	HR	AB	B/Avg	WP	HBP	BK	SFA	SHA
Samford	4.95	35	26	61	1	3	3	14	541.1	556	339	298	273	428	84	15	50	2069	.269	59	74	1	25	35
UNCG	5.28	38	21	59	2	2	1	9	518.0	524	355	304	307	470	101	14	45	1972	.266	64	75	9	22	57
Mercer	5.41	38	23	61	1	0	0	15	540.1	587	358	325	237	443	77	6	66	2091	.281	59	57	6	19	41
Wofford	5.54	30	28	58	4	2	0	10	509.2	593	358	314	202	470	112	4	58	2023	.293	64	47	4	25	35
Furman	5.86	29	30	59	2	3	2	14	517.2	561	385	337	287	387	112	15	54	1991	.282	69	65	6	31	47
Western Carolina	6.31	31	31	62	1	1	0	12	540.2	643	438	379	318	512	116	20	80	2139	.301	53	64	7	30	43
The Citadel	6.59	17	42	59	0	0	0	8	508.1	614	431	372	270	422	128	9	49	2064	.297	70	68	5	23	29
VMI	6.59	21	35	56	2	1	1	7	484.2	593	417	355	228	385	129	12	74	1963	.302	67	63	5	30	30
ETSU	6.80	27	30	57	0	0	0	9	504.1	620	436	381	237	436	136	15	70	2056	.302	53	51	8	32	39
<b>Totals</b>	<b>5.91</b>	<b>266</b>	<b>266</b>	<b>532</b>	<b>13</b>	<b>12</b>	<b>7</b>	<b>98</b>	<b>4665.0</b>	<b>5291</b>	<b>3517</b>	<b>3065</b>	<b>2359</b>	<b>3953</b>	<b>995</b>	<b>110</b>	<b>546</b>	<b>546</b>	<b>.288</b>	<b>558</b>	<b>564</b>	<b>51</b>	<b>237</b>	<b>356</b>

### Earned run average

Samford	4.95
UNCG	5.28
Mercer	5.41
Wofford	5.54
Furman	5.86
Western Carolina	6.31
The Citadel	6.59
VMI	6.59
ETSU	6.80

### Losses

The Citadel	42
VMI	35
Western Carolina	31
ETSU	30
Furman	30
Wofford	28
Samford	26
Mercer	23
UNCG	21

### Runs allowed

Samford	339
UNCG	355
Mercer	358
Wofford	358
Furman	385
VMI	417
The Citadel	431
ETSU	436
Western Carolina	438

### Walks allowed

Wofford	202
VMI	228
Mercer	237
ETSU	237
The Citadel	270
Samford	273
Furman	287
UNCG	307
Western Carolina	318

### Triples allowed

Wofford	4
Mercer	6
The Citadel	9
VMI	12
UNCG	14
Samford	15
Furman	15
ETSU	15
Western Carolina	20

### Opposing bat average

UNCG	.266
Samford	.269
Mercer	.281
Furman	.282
Wofford	.293
The Citadel	.297
Western Carolina	.301
ETSU	.302
VMI	.302

### Saves

Mercer	15
Furman	14
Samford	14
Western Carolina	12
Wofford	10
ETSU	9
UNCG	9
The Citadel	8
VMI	7

### Earned runs allowed

Samford	298
UNCG	304
Wofford	314
Mercer	325
Furman	337
VMI	355
The Citadel	372
Western Carolina	379
ETSU	381

### Doubles allowed

Mercer	77
Samford	84
UNCG	101
Furman	112
Wofford	112
Western Carolina	116
The Citadel	128
VMI	129
ETSU	136

### Home runs allowed

UNCG	45
The Citadel	49
Samford	50
Furman	54
Wofford	58
Mercer	66
ETSU	70
VMI	74
Western Carolina	80

### Innings pitched

Samford	541.1
Western Carolina	540.2
Mercer	540.1
UNCG	518.0
Furman	517.2
Wofford	509.2
The Citadel	508.1
ETSU	504.1
VMI	484.2

### Runners picked off

Wofford	22
UNCG	16
Furman	14
The Citadel	11
VMI	8
Mercer	8
Western Carolina	6
ETSU	5
Samford	5

### Batters struck out

Western Carolina	512
UNCG	470
Wofford	470
Mercer	443
ETSU	436
Samford	428
The Citadel	422
Furman	387
VMI	385

### Sacrifice bunts allowed

UNCG	57
Furman	47
Western Carolina	43
Mercer	41
ETSU	39
Samford	35
Wofford	35
VMI	30
The Citadel	29

### Batters struck out looking

Western Carolina	165
Wofford	161
ETSU	147
UNCG	146
Mercer	136
Furman	127
Samford	126
The Citadel	121
VMI	103

### Sacrifice flies allowed

ETSU	32
Furman	31
VMI	30
Western Carolina	30
Samford	25
Wofford	25
The Citadel	23
UNCG	22
Mercer	19

### Wins

UNCG	38
Mercer	38
Samford	35
Western Carolina	31
Wofford	30
Furman	29
ETSU	27
VMI	21
The Citadel	17

### Hits allowed

UNCG	524
Samford	556
Furman	561
Mercer	587
Wofford	593
VMI	593
The Citadel	614
ETSU	620
Western Carolina	643



Samford right-hander Stephen Jones posted a 4.11 ERA in 17 appearances (11 starts) in 2016, helping the Bulldogs lead the SoCon with a 4.95 team ERA.

### Wild pitches

The Citadel	70
Furman	69
VMI	67
Wofford	64
UNCG	64
Mercer	59
Samford	59
ETSU	53
Western Carolina	53

### Balks

UNCG	9
ETSU	8
Western Carolina	7
Furman	6
Mercer	6
VMI	5
The Citadel	5
Wofford	4
Samford	1

### Hit batters

UNCG	75
Samford	74
The Citadel	68
Furman	65
Western Carolina	64
VMI	63
Mercer	57
ETSU	51
Wofford	47

### Intentional BB allowed

Mercer	19
ETSU	16
The Citadel	11
Western Carolina	10
Furman	9
Samford	8
UNCG	7
VMI	5
Wofford	3



## TEAM FIELDING LEADERS

Team	C	PO	A	E	FLD%	DPs	SBA	CSB	SBA%	PB	CI
Mercer	2309	1621	641	47	.980	48	74	23	.763	4	0
Wofford	2145	1529	555	61	.972	33	31	22	.585	8	0
Furman	2165	1553	549	63	.971	40	78	28	.736	9	1
UNCG	2196	1554	578	64	.971	33	67	14	.827	9	0
Samford	2345	1624	645	76	.968	51	60	22	.732	10	0
ETSU	2168	1513	581	74	.966	31	56	19	.747	22	0
The Citadel	2151	1525	548	78	.964	30	75	30	.714	10	0
Western Carolina	2296	1622	590	84	.963	56	52	38	.578	7	0
VMI	2137	1454	602	81	.962	34	73	25	.745	7	0
<b>Totals</b>	<b>19912</b>	<b>13995</b>	<b>5289</b>	<b>628</b>	<b>.968</b>	<b>356</b>	<b>566</b>	<b>221</b>	<b>.719</b>	<b>86</b>	<b>1</b>

### Fielding percentage

Mercer	.980
Wofford	.972
Furman	.971
UNCG	.971
Samford	.968
ETSU	.966
The Citadel	.964
Western Carolina	.963
VMI	.962

### Chances

Samford	2345
Mercer	2309
Western Carolina	2296
UNCG	2196
ETSU	2168
Furman	2165
The Citadel	2151
Wofford	2145
VMI	2137

### Putouts

Samford	1624
Western Carolina	1622
Mercer	1621
UNCG	1554
Furman	1553
Wofford	1529
The Citadel	1525
ETSU	1513
VMI	1454

### Assists

Samford	645
Mercer	641
VMI	602
Western Carolina	590
ETSU	581
UNCG	578
Wofford	555
Furman	549
The Citadel	548

### Errors

Western Carolina	84
VMI	81
The Citadel	78
Samford	76
ETSU	74
UNCG	64
Furman	63
Wofford	61
Mercer	47

### Fielding double plays

Western Carolina	56
Samford	51
Mercer	48
Furman	40
VMI	34
UNCG	33
Wofford	33
ETSU	31
The Citadel	30



Wofford outfielder McClain Bradley committed just three errors in 138 chances in 2016, helping the Terriers post a team fielding percentage of .972, good for second in the league.



Western Carolina's Danny Bermudez threw out a league-best 30 runners trying to steal in 2016, helping the Catamounts lead the league with 38 runners caught stealing.

### Stolen bases against

Furman	78
The Citadel	75
Mercer	74
VMI	73
UNCG	67
Samford	60
ETSU	56
Western Carolina	52
Wofford	31

### Caught stealing by

Western Carolina	38
The Citadel	30
Furman	28
VMI	25
Mercer	23
Samford	22
Wofford	22
ETSU	19
UNCG	14

### Steal attempts against

Furman	106
The Citadel	105
VMI	98
Mercer	97
Western Carolina	90
Samford	82
UNCG	81
ETSU	75
Wofford	53

### Passed balls

ETSU	22
The Citadel	10
Samford	10
UNCG	9
Furman	9
Wofford	8
VMI	7
Western Carolina	7
Mercer	4

### Catcher's interference

Furman	1
--------	---

# 2016 INDIVIDUAL STATS



## INDIVIDUAL BATTING LEADERS

### Batting average

Andrew Moritz, UNCG	.400
L.J. Kalawaia, UNCG	.396
Kyle Lewis, MER	.395
Matt Smith, WCU	.388
Ben Spitznagel, UNCG	.385
Hagen Owenby, ETSU	.374
Derek Hirsch, WOF	.368
Cesar Trejo, UNCG	.363
Tripp Shelton, UNCG	.357
Collin Woody, UNCG	.349

### Slugging percentage

Kyle Lewis, MER	.731
Heath Quinn, SAM	.682
Dillon Stewart, UNCG	.665
Bryson Bowman, WCU	.661
Hagen Owenby, ETSU	.660
Trey York, ETSU	.648
Trey Truitt, MER	.636
Jabari Richards, FUR	.627
Austin Edens, SAM	.598
Matt Pita, VMI	.592

### On-base percentage

Kyle Lewis, MER	.535
Matt Smith, WCU	.495
L.J. Kalawaia, UNCG	.493
Ben Spitznagel, UNCG	.459
Dillon Stewart, UNCG	.455
Andrew Moritz, UNCG	.454
Derek Hirsch, WOF	.453
Heath Quinn, SAM	.452
Matt Meeder, MER	.448
Bryson Bowman, WCU	.442

### Runs scored

Kyle Lewis, MER	70
Trey Truitt, MER	64
Dillon Stewart, UNCG	62
Hunter Swilling, SAM	62
Heath Quinn, SAM	62
Bryson Bowman, WCU	62
L.J. Kalawaia, UNCG	62
Ben Spitznagel, UNCG	61
3 tied at	60

### Hits

Ben Spitznagel, UNCG	95
Matt Smith, WCU	90
L.J. Kalawaia, UNCG	89
Hagen Owenby, ETSU	88
Kyle Lewis, MER	88
Garrett Brown, WCU	84
Heath Quinn, SAM	83
Collin Woody, UNCG	83
Kramer Ferrell, WCU	81
Trey York, ETSU	81

### Runs batted in

Heath Quinn, SAM	77
Kyle Lewis, MER	72
Collin Woody, UNCG	66
L.J. Kalawaia, UNCG	65
Kramer Ferrell, WCU	65
Trey York, ETSU	62
Dillon Stewart, UNCG	62
Bryson Bowman, WCU	60
Hagen Owenby, ETSU	60
Austin Edens, SAM	59

### Doubles

Hunter Swilling, SAM	25
Trey York, ETSU	23
Collin Woody, UNCG	23
David Geary, VMI	21
Dillon Stewart, UNCG	19
Ryan Hagan, MER	18
Kody Ruedisili, WOF	17
Jake Kusz, UNCG	17
Heath Quinn, SAM	17
3 tied at	16

### Triples

Andrew Moritz, UNCG	7
L.J. Kalawaia, UNCG	6
Kody Ruedisili, WOF	5
T.J. Dixon, SAM	5
Ryne Sigmon, UNCG	5
David Geary, VMI	5
5 tied at	4

### Home runs

Heath Quinn, SAM	21
Kyle Lewis, MER	20
Austin Edens, SAM	19
Bryson Bowman, WCU	19
Trey Truitt, MER	17
Hagen Owenby, ETSU	17
Trey York, ETSU	15
Collin Fleischer, VMI	15
Dillon Stewart, UNCG	14
Hunter Swilling, SAM	12

### Total bases

Heath Quinn, SAM	165
Kyle Lewis, MER	163
Hagen Owenby, ETSU	155
Trey York, ETSU	151
Trey Truitt, MER	150
Bryson Bowman, WCU	150
Austin Edens, SAM	144
Hunter Swilling, SAM	141
Dillon Stewart, UNCG	139
Collin Woody, UNCG	136

### Walks

Kyle Lewis, MER	66
Alec Paradowski, WOF	51
Matt Meeder, MER	47
Dillon Stewart, UNCG	45
Heath Quinn, SAM	44
Matt Smith, WCU	43
Bryson Bowman, WCU	43
Ryan Hagan, MER	41
3 tied at	40

### Hit by pitch

Kramer Ferrell, WCU	18
Matt Meeder, MER	16
Danny Bermudez, WCU	14
Danny Edgeworth, MER	13
Alec Paradowski, WOF	13
Jeremy Taylor, ETSU	12
Will Malbon, VMI	12
Hunter Swilling, SAM	12
6 tied at	10

### Sacrifice bunts

Charlie Madden, MER	17
Nobu Suzuki, WCU	13
Jackson Ware, MER	12
Matt Meeder, MER	12
Danny Edgeworth, MER	11
Derek Hirsch, WOF	11
Hunter Bening, MER	11
4 tied at	10

### Sacrifice flies

Collin Woody, UNCG	11
Dillon Stewart, UNCG	6
9 tied at	5

### Stolen bases

Garrett Brown, WCU	34
L.J. Kalawaia, UNCG	23
T.J. Dixon, SAM	21
Ben Spitznagel, UNCG	21
Jeremy Taylor, ETSU	20
McClain Bradley, WOF	20
Trey York, ETSU	17
Kody Ruedisili, WOF	15
Aaron Maher, ETSU	14
Matt Pita, VMI	13



*ETSU second baseman Trey York hit .348, drove in 62 runs and was second in the league with 23 doubles en route to earning first-team ABCA/Rawlings All-America honors in 2016.*

### Total plate appearances

Kyle Lewis, MER	301
Ryan Hagan, MER	301
Hunter Swilling, SAM	300
T.J. Dixon, SAM	296
Heath Quinn, SAM	294
Garrett Brown, WCU	292
Trey Truitt, MER	291
Danny Edgeworth, MER	291
Ben Spitznagel, UNCG	290
Matt Smith, WCU	289

### At bats

Garrett Brown, WCU	262
Hunter Swilling, SAM	253
Ben Spitznagel, UNCG	247
Ryan Hagan, MER	244
T.J. Dixon, SAM	244
Heath Quinn, SAM	242
Austin Edens, SAM	241
Alex Lee, SAM	239
Collin Woody, UNCG	238
Kramer Ferrell, WCU	238

### Steal attempts

Garrett Brown, WCU	42
L.J. Kalawaia, UNCG	31
Ben Spitznagel, UNCG	28
McClain Bradley, WOF	28
Jeremy Taylor, ETSU	26
Trey York, ETSU	24
T.J. Dixon, SAM	24
Aaron Maher, ETSU	19
Kody Ruedisili, WOF	17
3 tied at	16

### Strikeouts

Trey Truitt, MER	67
Hunter Swilling, SAM	65
Matt Pita, VMI	63
Tyler Tharp, VMI	57
Jason Smith, CIT	57
Kody Ruedisili, WOF	56
Brett Hash, WOF	56
Heath Quinn, SAM	55
3 tied at	53

### Caught stealing

L.J. Kalawaia, UNCG	8
McClain Bradley, WOF	8
Garrett Brown, WCU	8
Trey York, ETSU	7
Sky Overton, FUR	7
J.D. Long, WCU	7
Ben Spitznagel, UNCG	7
Jeremy Taylor, ETSU	6
4 tied at	5

### Grounded into DP

Kramer Ferrell, WCU	11
Bryson Bowman, WCU	9
Ryan Hagan, MER	9
Jake Kusz, UNCG	8
Collin Woody, UNCG	6
Jake Crawford, FUR	6
10 tied at	5



## INDIVIDUAL PITCHING LEADERS

### Earned run average

Andrew Wantz, UNCG	2.97
Will Gaddis, FUR	3.45
Conard Broom, MER	3.57
Elliot Lance, WOF	3.60
Parker Curry, SAM	3.69
Ryan Askew, MER	3.90
Kevin Coulter, MER	4.41
Matthew Milburn, WOF	4.47
Josh Winder, VMI	4.80
Jacob Watcher, CIT	4.86

### Opposing bat average

Andrew Wantz, UNCG	.199
Will Gaddis, FUR	.249
Jamin McCann, ETSU	.252
Conard Broom, MER	.257
Colton Davis, WCU	.260
JP Sears, CIT	.260
Ryan Simpler, ETSU	.261
Ryan Askew, MER	.262
Brendan Nail, WCU	.263
Parker Curry, SAM	.269

### Innings pitched

Ryan Askew, MER	101.2
Will Gaddis, FUR	101.2
Bryan Sammons, WCU	100.1
Matthew Milburn, WOF	98.2
Hunter Smith, UNCG	88.2
Matthew Quarles, FUR	88.0
Josh Winder, VMI	86.1
Kevin Coulter, MER	85.2
Brendan Nail, WCU	85.0
JP Sears, CIT	82.0

### Batters struck out

Matthew Milburn, WOF	103
Andrew Wantz, UNCG	97
JP Sears, CIT	93
Will Gaddis, FUR	92
Lee Haeberle, ETSU	90
Bryan Sammons, WCU	89
Colton Davis, WCU	89
Josh Winder, VMI	76
Conard Broom, MER	75
4 tied at	72

### Batters struck out looking

Colton Davis, WCU	34
JP Sears, CIT	32
Ryan Simpler, ETSU	28
Jacob Condra-Bogan, WOF	27
Matthew Milburn, WOF	27
Will Gaddis, FUR	26
Lee Haeberle, ETSU	26
Conard Broom, MER	25
Chad Sykes, UNCG	22
4 tied at	21

### Wins

Will Gaddis, FUR	10
Bryan Sammons, WCU	8
Kevin Coulter, MER	8
Jamin McCann, ETSU	8
Parker Curry, SAM	7
Colton Davis, WCU	7
Matthew Quarles, FUR	7
7 tied at	6

### Saves

Will Stillman, WOF	9
Zach Lavery, CIT	8
Wyatt Burns, SAM	8
Taylor Edens, VMI	6
Jake Crawford, FUR	5
Peyton Taylor, ETSU	5
B.J. Nobles, WCU	5
Nolan Mullen, FUR	5
4 tied at	4

### Appearances

Conard Broom, MER	41
Wyatt Burns, SAM	37
Zach Lavery, CIT	36
Andrew Wantz, UNCG	34
Austin Lord, MER	33
Kyle Smith, CIT	32
Jack Gomersall, VMI	32
Colton Davis, WCU	31
Peyton Taylor, ETSU	31
Taylor Edens, VMI	30

### Games started

Bryan Sammons, WCU	18
Matthew Quarles, FUR	16
Kevin Coulter, MER	16
Brendan Nail, WCU	16
Ryan Askew, MER	16
7 tied at	15

### Games finished

Zach Lavery, CIT	25
Taylor Edens, VMI	22
Will Stillman, WOF	22
Peyton Taylor, ETSU	21
Collin Woody, UNCG	19
Nolan Mullen, FUR	15
B.J. Nobles, WCU	15
Wyatt Burns, SAM	14
Chad Sykes, UNCG	14
4 tied at	11

### Games in relief

Conard Broom, MER	41
Wyatt Burns, SAM	37
Zach Lavery, CIT	35
Andrew Wantz, UNCG	33
Austin Lord, MER	33
Kyle Smith, CIT	32
Jack Gomersall, VMI	31
Peyton Taylor, ETSU	30
Taylor Edens, VMI	30
Colton Davis, WCU	30

### Sacrifice bunts allowed

Will Gaddis, FUR	11
Adam Scott, WOF	10
Brendan Nail, WCU	10
Matthew Quarles, FUR	9
Hunter Smith, UNCG	9
Colton Davis, WCU	9
JP Sears, CIT	8
Bryce Hensley, UNCG	8
Jacob Condra-Bogan, WOF	8
3 tied at	7

### Sacrifice flies allowed

Elliot Lance, WOF	7
Jack Gomersall, VMI	6
Conard Broom, MER	6
Brendan Nail, WCU	6
Chad Sykes, UNCG	6
Billy Greenfield, FUR	6
Matthew Quarles, FUR	5
12 tied at	4

### Losses

JP Sears, CIT	7
Brandon Barbery, VMI	7
Thomas Byelick, CIT	7
Matthew Eagle, VMI	7
Matthew Quarles, FUR	7
Adam Scott, WOF	6
Ryan Simpler, ETSU	6
Zach Lavery, CIT	6
Brendan Nail, WCU	6
Taylor Edens, VMI	6

### Runners picked off

Elliot Lance, WOF	8
Harry Norman, FUR	7
Jacob Condra-Bogan, WOF	5
Matthew Milburn, WOF	4
Jake Lewis, UNCG	4
Austin Lord, MER	3
Adam Scott, WOF	3
Peyton Maddox, VMI	3
Jake Kusz, UNCG	3
16 tied at	2

### Wild pitches

Matthew Milburn, WOF	17
Victor Gonzalez, ETSU	13
Will Gaddis, FUR	13
Ryan Askew, MER	12
Jack Gomersall, VMI	12
Colton Davis, WCU	12
Chad Sykes, UNCG	11
4 tied at	10

### Balks

Andrew Wantz, UNCG	3
Lee Haeberle, ETSU	3
Matt Frisbee, UNCG	2
Victor Gonzalez, ETSU	2
Korey Anderson, WCU	2
Matthew Eagle, VMI	2
Andrew Kane, MER	2
Hunter Smith, UNCG	2
33 tied at	1

### Hit batters

Brendan Nail, WCU	13
Harry Norman, FUR	13
Hunter Smith, UNCG	12
Thomas Byelick, CIT	12
TJ Lighton, VMI	11
6 tied at	10

### Intentional BB allowed

Ryan Simpler, ETSU	5
Conard Broom, MER	4
Zach Lavery, CIT	3
Josh Jacques, ETSU	3
Taylor Edens, VMI	3
Chad Sykes, UNCG	3
Nolan Mullen, FUR	3
18 tied at	2

### Hits allowed

Andrew Wantz, UNCG	55
Jamin McCann, ETSU	56
Conard Broom, MER	61
Harry Norman, FUR	63
Ryan Simpler, ETSU	65
Colton Davis, WCU	66
Blake Smith, ETSU	67
Elliot Lance, WOF	73
Matt Frisbee, UNCG	75
Jacob Watcher, CIT	76

### Runs allowed

Andrew Wantz, UNCG	29
Conard Broom, MER	31
Elliot Lance, WOF	32
Parker Curry, SAM	34
Jamin McCann, ETSU	37
Blake Smith, ETSU	42
Jacob Watcher, CIT	42
Colton Davis, WCU	43
Kevin Coulter, MER	44
Matt Frisbee, UNCG	46

### Earned runs allowed

Conard Broom, MER	25
Andrew Wantz, UNCG	26
Elliot Lance, WOF	28
Parker Curry, SAM	32
Jamin McCann, ETSU	35
Jacob Watcher, CIT	36
Blake Smith, ETSU	38
Matt Frisbee, UNCG	38
Colton Davis, WCU	39
Will Gaddis, FUR	39

### Walks allowed

Josh Winder, VMI	16
Elliot Lance, WOF	17
Ryan Askew, MER	18
Will Gaddis, FUR	20
Kevin Coulter, MER	23
Parker Curry, SAM	23
Jacob Watcher, CIT	23
Brandon Barbery, VMI	25
Jacob Condra-Bogan, WOF	25
Conard Broom, MER	25



VMI's Josh Winder led the league in fewest walks allowed with 16.

## INDIVIDUAL PITCHING LEADERS (CONT.)

### Doubles allowed

Conard Broom, MER	4
Ryan Askew, MER	6
Andrew Wantz, UNCG	9
Kevin Coulter, MER	10
Blake Smith, ETSU	10
Adam Scott, WOF	13
Thomas Byelick, CIT	14
Colton Davis, WCU	14
Bryan Sammons, WCU	14
Jacob Watcher, CIT	15

### Triples allowed

Elliot Lance, WOF	0
JP Sears, CIT	0
Jamin McCann, ETSU	0
Blake Smith, ETSU	0
Conard Broom, MER	0
Brandon Barbery, VMI	1
Josh Winder, VMI	1
Matthew Milburn, WOF	1
Colton Davis, WCU	1
Thomas Byelick, CIT	1

### Home runs allowed

Andrew Wantz, UNCG	3
Thomas Byelick, CIT	4
Matt Frisbee, UNCG	4
Conard Broom, MER	4
Brandon Barbery, VMI	5
Elliot Lance, WOF	5
Parker Curry, SAM	5
Will Gaddis, FUR	6
Ryan Simpler, ETSU	6
Bryce Hensley, UNCG	6



*The Citadel's JP Sears was twice named a Collegiate Baseball/Louisville Slugger National Player of the Week in 2016, first after throwing five innings of two-hit ball in a season-opening win over Virginia Tech and again after striking out 19 batters – tied for the fourth-most in a single game in SoCon history – in eight innings in a win over VMI.*

## INDIVIDUAL FIELDING LEADERS

### Fielding percentage

Kyle Lewis, MER	1.000
Jeremy Taylor, ETSU	1.000
Andrew Moritz, UNCG	1.000
Spencer Holcomb, WCU	1.000
Mike Deese, CIT	1.000
Blaise Lezynski, MER	1.000
Taylor Cothran, CIT	1.000
Andrew Bullock, WCU	1.000
Seth Cunningham, ETSU	1.000
Caleb Longley, ETSU	1.000

### Chances

Alex Lee, SAM	561
Kevin Phillips, ETSU	550
Collin Fleischer, VMI	517
Danny Bermudez, WCU	513
Jake Kusz, UNCG	482
Hunter Bening, MER	449
Brett Hash, WOF	448
Stephen Windham, CIT	442
Peyton Maddox, VMI	416
Charlie Madden, MER	400

### Putouts

Alex Lee, SAM	516
Kevin Phillips, ETSU	514
Collin Fleischer, VMI	495
Danny Bermudez, WCU	448
Jake Kusz, UNCG	434
Hunter Bening, MER	419
Brett Hash, WOF	401
Stephen Windham, CIT	384
Matt Smith, WCU	363
Charlie Madden, MER	361

### Assists

Matt Meeder, MER	182
Ryan Hagan, MER	179
Danny Rodriguez, SAM	167
Trey York, ETSU	153
Nathan Eaton, VMI	152
Jacob Jaye, VMI	142
William Kinney, CIT	139
Alec Paradowski, WOF	134
Frankie Navarrete, SAM	133
David Geary, VMI	133

### Fielding double plays

Alex Lee, SAM	48
Matt Smith, WCU	42
Danny Rodriguez, SAM	39
Ryan Hagan, MER	37
Matt Meeder, MER	34
Hunter Bening, MER	32
Nobu Suzuki, WCU	31
Frankie Navarrete, SAM	31
Collin Fleischer, VMI	31
Brett Hash, WOF	30

### Passed balls

Hagen Owenby, ETSU	17
Stephen Windham, CIT	9
Andrew MacLatchie, FUR	8
Jake Kusz, UNCG	7
Peyton Maddox, VMI	6
Carson Waln, WOF	6
Danny Bermudez, WCU	6
Richard Greene, SAM	6
Dillon Clift, ETSU	4
Charlie Madden, MER	3

### Catchers interference

Andrew MacLatchie, FUR	1
------------------------	---

### Steal attempts against

Stephen Windham, CIT	94
Peyton Maddox, VMI	88
Jake Kusz, UNCG	77
Danny Bermudez, WCU	75
Charlie Madden, MER	73
Hagen Owenby, ETSU	60
Andrew MacLatchie, FUR	53
Richard Greene, SAM	42
Cameron Whitehead, FUR	39
Harry Norman, FUR	23

### Stolen bases against

Stephen Windham, CIT	68
Jake Kusz, UNCG	66
Peyton Maddox, VMI	65
Charlie Madden, MER	57
Hagen Owenby, ETSU	47
Andrew MacLatchie, FUR	47
Danny Bermudez, WCU	45
Richard Greene, SAM	30
Cameron Whitehead, FUR	25
Grant Colton, SAM	18

### Caught stealing by

Danny Bermudez, WCU	30
Stephen Windham, CIT	26
Peyton Maddox, VMI	23
Charlie Madden, MER	16
Cameron Whitehead, FUR	14
Hagen Owenby, ETSU	13
Richard Greene, SAM	12
Jake Kusz, UNCG	11
Bryan Sammons, WCU	10
Thomas Byelick, CIT	9

### Errors

J.D. Long, WCU	27
Jacob Jaye, VMI	23
Hunter Swilling, SAM	20
Blake Rowlett, ETSU	18
Derek Hirsch, WOF	16
William Kinney, CIT	14
David Geary, VMI	14
Jake Crawford, FUR	14
Bret Hines, CIT	12
Caleb Robinson, WCU	12



# YEARLY STANDINGS

## REGULAR-SEASON CHAMPIONS

Year	School	W	L	Pct.
1954	Virginia Tech	10	4	.714
1955	West Virginia	7	2	.778
1956	George Washington	8	3	.727
1957	George Washington	12	1	.923
1958	Richmond	9	2	.818
	George Washington	9	2	.818
1959	George Washington	7	2	.778
1960	The Citadel	8	2	.800
	Richmond	8	2	.800
1961	West Virginia	8	2	.800
1962	West Virginia	9	2	.818
1963	West Virginia	13	1	.929
1964	West Virginia	14	2	.875
1965	Furman	9	2	.818
1966	East Carolina	12	3	.800
1967	West Virginia	13	3	.813
1968	East Carolina	8	1	.889
1969	Furman	11	3	.786
1970	East Carolina	13	6	.684
1971	The Citadel	11	5	.688
	Furman	11	5	.688
1972	Richmond	13	3	.813
1973	Appalachian State	11	3	.786
1974	East Carolina	12	2	.857
1975	The Citadel	11	3	.786
1976	Furman	11	2	.846
1977	East Carolina	15	1	.938
1978	Marshall	11	1	.917
1979	The Citadel	13	3	.813
1980	ETSU	14	1	.933
1981	ETSU	12	4	.750
	Marshall	12	4	.750
	Western Carolina	12	4	.750
1982	The Citadel	14	2	.875

Year	School	W	L	Pct.
1983	The Citadel	12	2	.857
1984	N-Appalachian State	12	2	.857
	S-Western Carolina	13	3	.813
1985	N-Appalachian State	14	3	.824
	S-Davidson	11	5	.688
1986	N-Appalachian State	15	2	.882
	S-Western Carolina	12	5	.706
1987	N-Appalachian State	10	2	.833
	S-Western Carolina	13	3	.813
1988	N-VMI	11	7	.611
	S-Western Carolina	14	3	.824
1989	Western Carolina	10	5	.667
1990	The Citadel	13	1	.920
1991	The Citadel	16	2	.889
1992	Western Carolina	17	4	.810
1993	Georgia Southern	18	5	.783
1994	Western Carolina	19	4	.826
1995	The Citadel	19	5	.792
1996	Georgia Southern	17	3	.850
1997	Georgia Southern	18	6	.750
	Western Carolina	18	6	.750
1998	UNCG	22	5	.815
1999	The Citadel	24	5	.828
2000	Georgia Southern	23	7	.767
	The Citadel	23	7	.767
2001	Georgia Southern	21	9	.700
2002	The Citadel	22	8	.733
2003	Western Carolina	22	8	.733
2004	College of Charleston	25	5	.833
2005	College of Charleston	27	3	.900
2006	Elon	21	6	.778
2007	Western Carolina	20	7	.741
	College of Charleston	20	7	.741
2008	Elon	19	8	.704

Year	School	W	L	Pct.
2009	Elon	23	4	.852
2010	The Citadel	24	6	.800
2011	Elon	23	7	.767
2012	Appalachian State	21	9	.700
	College of Charleston	21	9	.700
2013	Western Carolina	23	7	.767
2014	Western Carolina	20	6	.769
2015	Mercer	16	7	.696
2016	Mercer	16	8	.667

## REGULAR-SEASON CHAMPIONSHIPS BY SCHOOL

(Current schools)

The Citadel	13
Western Carolina	13
Furman	4
ETSU	2
Mercer	2
UNCG	1
VMI	1

(Former schools)

Appalachian State	6
West Virginia	6
East Carolina	5
Georgia Southern	5
College of Charleston	4
Elon	4
George Washington	4
Richmond	3
Marshall	2
Davidson	1
Virginia Tech	1

1954	Conference	Overall
	W L	W L
Virginia Tech*	10 4	14 8
George Washington	6 4	16 7#
VMI	6 4	12 6
Richmond	6 4	9 10
The Citadel	3 2	5 9
West Virginia	5 4	13 7
Davidson	3 4	5 13
Furman	2 4	8 7
Washington & Lee	4 9	4 15
William & Mary	2 8	4 12

1955	Conference	Overall
	W L	W L
West Virginia*	7 2	20 6
George Washington	8 3	12 6
Virginia Tech	8 4	13 8
The Citadel	6 3	7 9
Davidson	5 3	11 5
Richmond	5 5	10 11
VMI	6 7	12 8
William & Mary	4 7	8 9
Washington & Lee	3 12	4 17
Furman	1 7	5 15

1956	Conference	Overall
	W L	W L
George Washington*	8 3	11 7#
West Virginia	6 3	15 9
Furman	4 2	10 10
Richmond	6 4	9 8
VMI	7 7	12 10
Virginia Tech	7 7	9 12
William & Mary	6 7	6 10
The Citadel	4 5	10 13
Washington & Lee	5 9	6 13
Davidson	3 9	6 13

1957	Conference	Overall
	W L	W L
George Washington*	12 1	19 4
Furman	5 3	11 11
William & Mary	8 7	11 8
Virginia Tech	8 7	9 12
West Virginia	4 5	12 8
Richmond	6 8	11 10
The Citadel	3 4	10 10
VMI	4 6	8 13
Washington & Lee	4 7	8 10
Davidson	3 9	6 13

1958	Conference	Overall
	W L	W L
Richmond*	9 2	13 3
George Washington*	9 2	13 7
The Citadel	7 3	15 9
Davidson	7 4	11 6#
West Virginia	5 3	12 11
Virginia Tech	6 7	9 11
Furman	3 5	8 12
Washington & Lee	2 8	5 9
VMI	2 8	3 11
William & Mary	1 9	3 11

1959	Conference	Overall
	W L	W L
George Washington*	7 2	14 5
Richmond	7 3	10 4
The Citadel	6 3	19 5
Virginia Tech	9 5	12 7
West Virginia	8 5	16 9
Furman	4 5	8 12
VMI	5 10	5 11
Davidson	3 7	4 17
William & Mary	2 11	4 12

1960	Conference	Overall
	W L	W L
Richmond*	8 2	13 3
The Citadel*	8 2	19 5
West Virginia	6 4	17 9
Furman	6 4	15 9
Virginia Tech	7 6	10 9
George Washington	5 5	10 6
VMI	5 8	6 8
Davidson	3 5	7 12
William & Mary	2 14	6 15

1961	Conference	Overall
	W L	W L
West Virginia*	8 2	17 10
Richmond	7 3	11 4
Furman	7 3	15 10
Virginia Tech	7 6	9 15
VMI	6 6	7 7
Davidson	6 6	9 14#
The Citadel	5 6	11 8
George Washington	2 7	6 10
William & Mary	2 11	2 13

1962	Conference	Overall
	W L	W L
West Virginia*	9 2	19 8
Richmond	8 3	12 5
Furman	6 3	12 9
Virginia Tech	7 5	11 6
VMI	7 7	8 7
George Washington	4 6	8 7
The Citadel	3 7	10 13
Davidson	3 7	8 16
William & Mary	3 10	4 12

# YEARLY STANDINGS



1963	Conference		Overall	
	W	L	W	L
West Virginia*	13	1	30	3
Virginia Tech	10	1	14	7
Richmond	9	5	10	8
VMI	7	7	14	11
The Citadel	4	7	9	10
George Washington	4	8	4	13
Furman	3	7	7	16
Davidson	4	10	8	18
William & Mary	1	9	2	14

1964	Conference		Overall	
	W	L	W	L
West Virginia*	14	2	24	5
Furman	10	3	17	11
Davidson	9	5	14	13#
Virginia Tech	9	6	12	10
Richmond	5	7	8	11
George Washington	5	8	6	12#
VMI	5	9	10	12
The Citadel	3	10	7	12
William & Mary	2	12	2	14

1965	Conference		Overall	
	W	L	W	L
Furman*	9	2	12	14
West Virginia	10	4	19	9
Richmond	10	5	13	10
VMI	8	6	15	9
The Citadel	9	7	12	12
George Washington	4	6	9	7
Virginia Tech	5	11	10	13
Davidson	5	11	8	24
William & Mary	3	11	4	30

1966	Conference		Overall	
	W	L	W	L
East Carolina*	12	3	17	10
West Virginia	12	4	26	7
George Washington	9	5	13	6#
William & Mary	10	6	12	15
Richmond	7	5	17	6
VMI	6	10	10	13
Davidson	5	11	10	24
The Citadel	3	9	8	16
Furman	2	13	4	25

1967	Conference		Overall	
	W	L	W	L
West Virginia*	13	3	22	9
East Carolina	13	3	23	6
Richmond	10	5	13	9
William & Mary	8	8	17	13
VMI	7	9	9	10
Furman	6	8	8	18
The Citadel	6	9	9	16
George Washington	2	10	6	13
Davidson	2	12	3	20

\*Regular season champion. Won playoff

1968	Conference		Overall	
	W	L	W	L
East Carolina*	8	1	21	11
William & Mary	5	3	21	14
Richmond	4	3	9	11
Furman	5	4	14	13
West Virginia	4	4	9	8
The Citadel	4	5	16	10
George Washington	3	4	12	8
VMI	3	5	7	8
Davidson	1	8	3	23

1969	Conference		Overall	
North	W	L	W	L
VMI	9	8	10	12
William & Mary	8	7	15	13
George Washington	7	7	13	16
Richmond	3	9	6	12

South	W	L	W	L
Furman*	11	3#	18	17#
The Citadel	10	6	18	10
East Carolina	7	7	15	13
Davidson	3	11#	8	18#

1970	Conference		Overall	
North	W	L	W	L
William & Mary	9	6	17	16
George Washington	11	8	17	18
Richmond	5	9	9	12
VMI	4	9	6	13

South	W	L	W	L
East Carolina*	13	6	18	11
Furman	9	6#	18	11^
The Citadel	6	8#	15	12#
Davidson	5	10	10	15

1971	Conference		Overall	
	W	L	W	L
The Citadel*	11	5	22	9
Furman*	11	5	21	12
Richmond	10	6	14	13
William & Mary	10	6	14	13
East Carolina	8	6	18	15
Davidson	6	8	15	19
VMI	6	8	12	18

1972	Conference		Overall	
	W	L	W	L
Richmond*	13	3	21	8
East Carolina	11	5	19	10
Furman	10	6	19	13#
The Citadel	9	7	17	13
William & Mary	5	9	15	18
Davidson	3	11	11	20
VMI	3	13	6	19
Appalachian State	0	0	12	13

1973	Conference		Overall	
	W	L	W	L
Appalachian State*	11	3	16	12
East Carolina	10	4	16	8
Richmond	8	5	16	8
The Citadel	8	5	16	14
William & Mary	6	6	11	15
Furman	6	6	16	15
Davidson	1	10	8	15
VMI	0	10	3	14

1974	Conference		Overall	
	W	L	W	L
East Carolina*	12	2	17	13
Richmond	9	5	22	12
Appalachian State	9	5	20	13
The Citadel	7	7	17	11
Davidson	6	8	10	15
William & Mary	5	9	8	17
VMI	5	9	6	14
Furman	3	11	14	20

1975	Conference		Overall	
	W	L	W	L
The Citadel*	11	3	21	9
Davidson	10	4	21	15
East Carolina	9	5	16	12
Furman	8	6	10	12
Richmond	8	6	17	16
Appalachian State	6	8	19	16
William & Mary	3	11	10	18
VMI	1	13	2	18

1976	Conference		Overall	
	W	L	W	L
Furman*	11	2	23	16
Richmond	9	5	20	12
The Citadel	7	4	18	9
East Carolina	7	6	22	7
William & Mary	5	5	13	20
Davidson	5	8	10	22
Appalachian State	4	8	24	14
VMI	2	12	6	23



Wake Forest second baseman Charles Teague was a three-time All-American and three-time All-Southern Conference selection from 1947-50. In 1949, he helped the Demon Deacons to the College World Series championship game. He was named to the SoCon's 75th anniversary team in 1995 and was posthumously inducted into National College Baseball Hall of Fame in 2010 and the SoCon Hall of Fame in 2014.



# YEARLY STANDINGS



*Future MLB All-Star Atlee Hammaker starred for ETSU in the late 70s and was part of the Bucs' first SoCon team in 1979.*

1977	Conference		Overall	
	W	L	W	L
East Carolina*	15	1	30	12
Western Carolina	14	2	27	5
The Citadel	10	4	21	11
Marshall	8	8	20	21
William & Mary	7	9	15	25
Appalachian State	6	10	21	14
Davidson	5	11	15	25
Furman	3	13	14	30
VMI	2	12	5	19
Chattanooga	0	0	23	14

1978	Conference		Overall	
	W	L	W	L
Marshall*	11	1	27	13
Appalachian State	10	4	24	10
The Citadel	9	5	30	9
Western Carolina	8	5	20	13#
Furman	6	7	13	18
Chattanooga	5	9	25	18
Davidson	4	8	15	26
VMI	4	8	15	26

1979	Conference		Overall	
	W	L	W	L
The Citadel*	13	3	27	15
Appalachian State	10	5	20	22
ETSU	10	5	29	23
Marshall	10	6	23	15#
Furman	9	7	16	16
Western Carolina	6	7	13	15
Chattanooga	6	10	16	15
Davidson	5	11	13	23
VMI	0	15	6	25

1980	Conference		Overall	
	W	L	W	L
ETSU*	14	1	39	7#
Marshall	10	3	17	11
Appalachian State	10	5	17	19
Western Carolina	8	5	22	15
The Citadel	9	6	23	14
Davidson	7	8	15	24
Furman	2	10	7	22
Chattanooga	1	11	12	20
VMI	0	12	4	22

1981	Conference		Overall	
	W	L	W	L
Western Carolina*	12	4	25	14
ETSU*	12	4	44	17
Marshall*	12	4	22	17
The Citadel	11	5	31	13
Appalachian State	8	8	35	17#
Davidson	7	9	18	26
Chattanooga	6	10	28	24
Furman	4	12	11	33
VMI	0	16	3	37

1982	Conference		Overall	
	W	L	W	L
The Citadel*	14	2	40	8
Western Carolina	12	4	28	12
ETSU	10	4	34	19
Appalachian State	8	8	30	21
Marshall	8	8	17	21
VMI	6	10	11	29
Furman	4	10	15	19#
Chattanooga	4	10	12	20
Davidson	2	12	13	26

1983	Conference		Overall	
	W	L	W	L
The Citadel*	12	2	34	10
ETSU	9	3	20	18
Western Carolina	9	5	25	20
Appalachian State	7	7	33	14
Marshall	7	7	19	14
VMI	5	9	11	25
Davidson	3	11	11	24
Furman	2	10	4	22

1984	Conference		Overall	
	W	L	W	L
North				
Appalachian State*+	12	2	35	7
VMI	6	7	16	18
Marshall	5	8	11	16
ETSU	3	9	9	19

South	Conference		Overall	
	W	L	W	L
Western Carolina*	13	3	37	20
The Citadel	12	5	26	21
Davidson	5	12	12	16#
Furman	4	14	16	19

1985	Conference		Overall	
	W	L	W	L
North				
Appalachian State*	14	3	35	13
Marshall	10	8	26	18#
VMI	8	10	16	24
ETSU	3	14	10	31

South	Conference		Overall	
	W	L	W	L
Davidson*	11	5	24	19
Western Carolina+	11	6	37	35
The Citadel	8	10	29	20
Furman	4	13	16	29

1986	Conference		Overall	
	W	L	W	L
North				
Appalachian State*	15	2	40	13#
ETSU	9	9	21	21
VMI	7	11	15	25
Marshall	4	13	15	18

South	Conference		Overall	
	W	L	W	L
Western Carolina*+	12	5	33	28
Davidson	10	8	21	20#
The Citadel	9	9	29	20
Furman	4	13	15	24

1987	Conference		Overall	
	W	L	W	L
North				
Appalachian State*	10	2	26	13
VMI	8	4	16	16#
Marshall	5	7	16	17
ETSU	1	11	9	19#

South	Conference		Overall	
	W	L	W	L
Western Carolina*+	13	3	36	20
Davidson	10	7	25	17
The Citadel	6	12	19	31
Furman	5	12	11	26#

1988	Conference		Overall	
	W	L	W	L
North				
VMI*	11	7	20	20
Appalachian State	9	7	29	17
Marshall	7	9	23	17
ETSU	7	11	16	35

South	Conference		Overall	
	W	L	W	L
Western Carolina*+	14	3	38	24
The Citadel	12	6	33	20
Davidson	7	11	28	26
Furman	2	15	8	29

1989	Conference		Overall	
	W	L	W	L
Western Carolina*+	10	5	23	31
Marshall	8	5	16	14
Appalachian State	9	7	29	13
VMI	8	7	16	23
The Citadel	8	9	30	20
Furman	5	10	13	21
ETSU	5	10	10	21

1990	Conference		Overall	
	W	L	W	L
The Citadel*+	13	1	46	14
Western Carolina	10	7	37	25
Marshall	10	7	20	19
VMI	6	8	12	26
Appalachian State	6	9	19	22#
Furman	6	11	20	24
ETSU	4	12	10	31

1991	Conference		Overall	
	W	L	W	L
The Citadel*	16	2	34	19#
Western Carolina	11	3	36	26
Marshall	9	7	16	26
Furman+	6	5	26	26
Appalachian State	5	8	28	21
ETSU	5	13	23	29
VMI	1	15	2	35#

# YEARLY STANDINGS



	Conference		Overall	
	W	L	W	L
Western Carolina*+	17	4	44	21#
Georgia Southern	15	6	31	27
ETSU	11	8	31	20
The Citadel	10	9	35	20
Furman	11	10	21	31
Appalachian State	6	14	17	34
Marshall	5	13	15	26
VMI	4	15	11	39

	Conference		Overall	
	W	L	W	L
Georgia Southern*	18	5	38	21
Western Carolina+	15	6	34	28
The Citadel	13	9	32	25
ETSU	11	8	21	17
Davidson	11	9	20	28
Appalachian State	8	12	15	27
Marshall	9	14	13	27
VMI	5	15	20	29
Furman	4	16	17	22

	Conference		Overall	
	W	L	W	L
Western Carolina*	19	4	45	18
Georgia Southern	15	7	31	25
Marshall	12	9	23	20
ETSU	12	11	19	21
The Citadel+	11	13	32	34
Appalachian State	10	13	22	26
VMI	10	13	21	29
Davidson	10	14	20	31
Furman	4	19	9	35

	Conference		Overall	
	W	L	W	L
The Citadel*+	19	5	39	21
Georgia Southern	14	10	35	24
Western Carolina	13	11	32	24
Davidson	12	12	19	32
ETSU	11	12#	25	27#
Appalachian State	10	13#	17	30#
VMI	10	14	19	28
Marshall	9	15	12	38
Furman	9	15	16	32

	Conference		Overall	
	W	L	W	L
Georgia Southern*+	17	3	46	14
Western Carolina	17	7	32	24#
Furman	15	9	26	29
The Citadel	13	10	33	26
Appalachian State	12	10	27	19
ETSU	11	12	26	24
VMI	7	16	17	29
Davidson	6	18	16	33
Marshall	4	17	7	35#

	Conference		Overall	
	W	L	W	L
Western Carolina*+	18	6	42	20
Georgia Southern*	18	6	34	26
The Citadel	16	7	37	21
Furman	13	11	29	23#
ETSU	11	11	21	24
Davidson	8	15	18	34
Appalachian State	8	16	16	32
VMI	6	13	13	35
Marshall	4	17	7	39

	Conference		Overall	
	W	L	W	L
UNCG*	22	5	40	18
The Citadel+	21	5	37	24
Western Carolina	20	6	45	15
Furman	12	12	21	27#
Wofford	10	12	15	32
Georgia Southern	9	15	22	30
Davidson	8	16	13	38
ETSU	8	18	18	31
VMI	7	17	14	35
Appalachian State	6	17	13	28

	Conference		Overall	
	W	L	W	L
The Citadel*+	24	5	41	20
College of Charleston	19	10	31	24
Western Carolina	18	10	36	23#
ETSU	18	11	29	25
UNCG	16	12	29	26
Georgia Southern	13	15	29	29
VMI	13	16	22	27
Furman	13	17	22	35
Appalachian State	10	20	14	38
Davidson	9	21	11	37#
Wofford	7	23	14	36

	Conference		Overall	
	W	L	W	L
Georgia Southern*+	23	7	38	23
The Citadel*	23	7	39	20
UNCG	20	9	34	24
Furman	15	13#	27	31#
ETSU	15	15	21	31
College of Charleston	14	15#	28	28#
Davidson	14	15	26	28
Appalachian State	11	17	17	38#
VMI	11	19	19	30
Western Carolina	8	22	15	38
Wofford	7	22	16	38


	Conference		Overall	
	W	L	W	L
Georgia Southern*	21	9	42	20
The Citadel+	20	10	38	24
Furman	18	11	30	25
Western Carolina	18	11	30	26
UNCG	17	12	31	28
Appalachian State	12	14	21	32
ETSU	13	17	23	32
College of Charleston	10	16	24	28
Wofford	9	17	17	31
Davidson	10	20	19	32
VMI	8	19	15	32

	Conference		Overall	
	W	L	W	L
The Citadel*	22	8	31	26
Western Carolina	20	10	33	23
College of Charleston	19	11	36	22
Georgia Southern+	18	11	39	25
UNCG	17	11	33	22
Furman	14	16	26	34
Wofford	14	16	26	31
ETSU	13	16	21	36
Davidson	13	16	21	29
Appalachian State	10	19	16	34
VMI	1	27	10	41

	Conference		Overall	
	W	L	W	L
Western Carolina*+	22	8	43	21
Georgia Southern	19	10	39	21
The Citadel	19	11	32	25
UNCG	17	13	39	21
Furman	17	13	32	24
College of Charleston	17	13	31	27
VMI	16	14	24	28
Davidson	12	17	18	27
ETSU	9	20	15	36
Appalachian State	8	22	14	36
Wofford	7	22	9	40

	Conference		Overall	
	W	L	W	L
College of Charleston*	25	5	47	16
Georgia Southern	21	9	34	25
The Citadel+	21	9	39	28
Elon	17	13	31	28
UNCG	16	14	33	21#
ETSU	15	15	28	30
Davidson	13	17	20	33
Western Carolina	12	18	28	31
Furman	11	19	21	33
Wofford	8	22	17	30
Appalachian State	6	24	10	43

	Conference		Overall	
	W	L	W	L
College of Charleston*	27	3	48	15
Georgia Southern	18	11	38	22
Western Carolina	18	12	33	23
Elon	18	12	32	25
UNCG	17	13	31	22
The Citadel	14	16	25	34
ETSU	13	16	31	22
Furman+	13	16	30	29
Davidson	13	17	26	24
Wofford	7	23	17	37
Appalachian State	5	24	10	42



Joseph P. Riley, Jr. Park in Charleston, S.C., has hosted the Southern Conference Baseball Championship 16 times since opening in 1997, including a 12-year run from 1997-2008.



# YEARLY STANDINGS

2006	Conference		Overall	
	W	L	W	L
Elon*	21	6	45	18
College of Charleston+	20	7	46	17
Furman	16	11	32	23
Georgia Southern	16	11	31	27
The Citadel	15	12	34	27
Western Carolina	14	13	33	27
UNCG	13	14	26	33
Appalachian State	9	18	24	31#
Davidson	6	21	18	33
Wofford	5	22	20	37

2007	Conference		Overall	
	W	L	W	L
Western Carolina*	20	7	42	20
College of Charleston*	20	7	39	19
Elon	15	12	32	29
Appalachian State	14	13	33	26
UNCG	14	13	30	30
Georgia Southern	13	14	34	28
The Citadel	12	15	34	27
Furman	11	16	19	36
Wofford+	8	19	30	33
Davidson	8	19	19	34

2008	Conference		Overall	
	W	L	W	L
Elon*+	19	8	44	18
College of Charleston	18	9	39	20
Furman	17	10	33	24
Georgia Southern	16	11	33	25
UNCG	15	12	33	27
Appalachian State	14	13	32	27
Western Carolina	14	13	29	28
The Citadel	12	15	28	28
Wofford	6	21	24	35
Davidson	4	23	12	38

2009	Conference		Overall	
	W	L	W	L
Elon*	23	4	41	18
Georgia Southern+	20	8	42	17
The Citadel	20	10	37	22
Western Carolina	19	10	35	22
College of Charleston	17	13	35	22
Appalachian State	15	13	33	21
Davidson	11	16	18	31
Furman	10	20	24	31
Samford	9	21	17	35
UNCG&	7	21	20	29
Wofford	7	22	17	32

& later vacated 16 wins (including four SoCon wins)

2010	Conference		Overall	
	W	L	W	L
The Citadel*+	24	6	43	22
College of Charleston	22	8	44	19
Elon	19	11	38	24
Georgia Southern	19	11	34	24
Samford	17	12	31	25
Western Carolina	16	13#	37	21#
Appalachian State	14	14#	38	18#
Furman	11	19	19	37
Wofford	9	21	17	38
UNCG&	7	23	20	33
Davidson	5	25	19	32

& later vacated 19 wins (including six SoCon wins)



The 2009 Southern Conference Baseball Championship was contested at Fluor Field in Greenville, S.C., for the first time, with Georgia Southern winning the title. The tournament has returned to Fluor Field three times (2012, 2013 and 2016) and will be played there again in 2017.

2011	Conference		Overall	
	W	L	W	L
Elon*	23	7	36	21
UNCG&	22	8	34	20
College of Charleston	18	12	39	22
Samford\$	18	12	37	23
Georgia Southern+	18	12	36	26
Appalachian State	15	15	33	27
Furman	13	16	24	33
Western Carolina	12	18	23	31#
Wofford	9	21	22	33
Davidson	8	21	18	30
The Citadel	8	22	20	36

& later vacated all 34 wins)

\$ later vacated all 37 wins

2012	Conference		Overall	
	W	L	W	L
Appalachian State*	21	9	41	18
College of Charleston*	21	9	38	22
Elon	20	10	33	26
Samford+&	19	11	41	23
Western Carolina	16	14	32	24
Georgia Southern	15	15	33	27
Furman	13	17	28	31
The Citadel	13	17	25	33
UNCG	10	20	25	27
Wofford	9	21	22	32
Davidson	8	22	17	31

& later vacated all 41 wins and tournament title

2013	Conference		Overall	
	W	L	W	L
Western Carolina*	23	7	39	20
College of Charleston	18	11	31	26
Elon+	18	11	34	30
The Citadel	18	12	35	25
Appalachian State	13	14	30	24
Furman	14	16	32	25
Georgia Southern	13	17	27	32
Samford&	12	17	27	30
Davidson	12	18	18	31
UNCG	11	19	24	31
Wofford	10	20	20	36

& later vacated all 27 wins

2014	Conference		Overall	
	W	L	W	L
Western Carolina*	20	6	37	18
Davidson	17	8	29	19
Georgia Southern+	15	12	40	23
Samford&	15	12	35	25
Wofford	12	14	32	28
Appalachian State	12	14	21	34
Elon	12	15	27	26
Furman	11	15	26	33
UNCG	8	16	21	28
The Citadel	8	18	24	34

& later vacated 19 wins (including nine SoCon wins)

2015	Conference		Overall	
	W	L	W	L
Mercer*+	16	7	35	23
Samford	14	10	32	26
Wofford	13	10	39	22
UNCG	12	12	23	27
VMI	12	12	21	30
Furman	11	13	25	33
Western Carolina	11	13	21	30
The Citadel	10	14	28	30
ETSU	8	16	21	35

2016	Conference		Overall	
	W	L	W	L
Mercer*	16	8	38	23
UNCG	15	9	38	21
Western Carolina+	15	9	31	31
Furman	14	10	29	30
Samford	13	11	35	26
ETSU	13	11	27	30
Wofford	12	12	30	28
The Citadel	6	18	17	42
VMI	4	20	21	35

\* - Conference champion  
 + - Tournament champion  
 # - Includes tie game  
 ^ - Includes two tied games

# SOCON BASEBALL CHAMPIONSHIP



## TOURNAMENT RESULTS

Year	Champion (seed)	Games	Attendance	Average	Site
1950	Wake Forest	6			Greensboro, N.C.
1951	Duke	4			Greensboro, N.C.
1952	Duke	7			Raleigh, N.C.
1953	Duke	6			Raleigh, N.C.
1984	Appalachian State (1N)	5			Cullowhee, N.C.
1985	Western Carolina (2S)	7			Boone, N.C.
1986	Western Carolina (1S)	6			Cullowhee, N.C.
1987	Western Carolina (1S)	6			Asheville, N.C.
1988	Western Carolina (1S)	6			Asheville, N.C.
1989	Western Carolina (1)	7			Asheville, N.C.
1990	The Citadel (1)	13			Charleston, S.C.
1991	Furman (4)	13			Charleston, S.C.
1992	Western Carolina (1)	15			Charleston, S.C.
1993	Western Carolina (2)	15			Charleston, S.C.
1994	The Citadel (5)	14			Charleston, S.C.
1995	The Citadel (1)	14			Charleston, S.C.
1996	Georgia Southern (1)	14			Charleston, S.C.
1997	Western Carolina (1)	14	15,295	1,093	Charleston, S.C.
1998	The Citadel (2)	14	22,644	1,617	Charleston, S.C.
1999	The Citadel (1)	14	26,187	1,871	Charleston, S.C.
2000	Georgia Southern (1)	14	26,300	1,879	Charleston, S.C.
2001	The Citadel (2)	14	27,788	1,985	Charleston, S.C.
2002	Georgia Southern (4)	15	22,696	1,513	Charleston, S.C.
2003	Western Carolina (1)	15	20,212	1,347	Charleston, S.C.
2004	The Citadel (3)	15	35,150	2,343	Charleston, S.C.
2005	Furman (8)	14	26,707	1,908	Charleston, S.C.
2006	College of Charleston (2)	16	28,206	1,763	Charleston, S.C.
2007	Wofford (9)	15	30,834	2,056	Charleston, S.C.
2008	Elon (1)	15	15,144	1,010	Charleston, S.C.
2009	Georgia Southern (2)	14	17,820	1,273	Greenville, S.C.
2010	The Citadel (1)	14	21,511	1,537	Charleston, S.C.
2011	Georgia Southern (4)	14	11,860	847	Charleston, S.C.
2012	*Samford (4)	13	18,336	1,410	Greenville, S.C.
2013	Elon (3)	14	8,985	642	Greenville, S.C.
2014	Georgia Southern (4)	16	6,476	405	Charleston, S.C.
2015	Mercer (1)	15	4,933	333	Charleston, S.C.
2016	Western Carolina (2)	16	8,927	558	Greenville, S.C.

\* later vacated

## TOURNAMENT COMPOSITE RECORDS

Team	App.	Won	Lost	Pct.	Titles
The Citadel	29	73	39	.652	8
ETSU	19	15	36	.294	0
Furman	24	41	43	.488	2
Mercer	2	7	2	.778	1
UNCG	15	20	29	.408	0
Samford*	7	17	10	.630	1
VMI	16	14	30	.318	0
Western Carolina	32	72	49	.595	10
Wofford	8	12	12	.500	1

\* later vacated 10 wins (three from 2011, four from 2012 and three from 2014) and 2012 title

### Former members

Appalachian State	25	32	47	.405	1
College of Charleston	15	26	27	.491	1
Clemson	2	2	3	.400	0
Davidson	17	7	31	.184	0
Duke	3	9	1	.900	3
Elon	11	24	18	.571	2
George Washington	2	2	4	.333	0
Georgia Southern	23	59	36	.621	6
Marshall	8	8	16	.333	0
Maryland	3	2	6	.250	0
North Carolina	1	2	2	.500	0
North Carolina State	1	2	2	.500	0
Richmond	1	0	2	.000	0
Virginia Tech	1	0	2	.000	0
Wake Forest	1	3	0	1.000	1
West Virginia	1	1	1	.500	0

## SINGLE-GAME ATTENDANCE RECORDS

Att.	Opponents	Year
5,419	The Citadel vs. College of Charleston	2003
4,960	The Citadel vs. Western Carolina	1999
4,895	The Citadel vs. Western Carolina	2010
4,892	The Citadel vs. College of Charleston	1999
4,625	The Citadel vs. Western Carolina	2004
4,567	The Citadel vs. UNCG	2001
4,462	The Citadel vs. College of Charleston	2006
4,449	The Citadel vs. Georgia Southern	2001
4,312	The Citadel vs. Georgia Southern	2000
4,127	The Citadel vs. College of Charleston	2000

### 1950 (at Greensboro, N.C.) Champion: Wake Forest

Maryland	4	Virginia Tech	3
Wake Forest	14	Clemson	2
Clemson	4	Virginia Tech	3
Wake Forest	7	Maryland	1
Maryland	3	Clemson	2
Wake Forest	15	Maryland	4

### 1951 (at Greensboro, N.C.) Champion: Duke

Duke	11	Maryland	0
Clemson	6	West Virginia	2
West Virginia	4	Maryland	3 (3rd place)
Duke	5	Clemson	0

### 1952 (Devereaux Meadow, Raleigh, N.C.) Champion: Duke

North Carolina State	5	Richmond	0
Duke	7	George Washington	5
George Washington	8	Richmond	7
North Carolina State	5	Duke	4
Duke	8	George Washington	4
Duke	7	North Carolina State	0
Duke	8	North Carolina State	3

### 1953 (Devereaux Meadow, Raleigh, N.C.) Champion: Duke

Duke	6	George Washington	4
North Carolina	13	Maryland	2
George Washington	5	Maryland	4
Duke	7	North Carolina	2
North Carolina	15	George Washington	0
Duke	5	North Carolina	3

### 1984 (Ronnie G. Childress Field; Cullowhee, N.C.) Champion: Appalachian State

#1N Appalachian State	4	#2S The Citadel	1
#1S Western Carolina	10	#2N VMI	7
#1N Appalachian State	9	#1S Western Carolina	5
#2S The Citadel	8	#1S Western Carolina	0
#1N Appalachian State	6	#2S The Citadel	1

### 1985 (Mountaineer Park; Boone, N.C.) Champion: Western Carolina

#2N Marshall	9	#1S Davidson	1
#2S Western Carolina	3	#1N Appalachian State	2
#1S Davidson	8	#1N Appalachian State	5
#2N Marshall	5	#2S Western Carolina	2
#2S Western Carolina	13	#1S Davidson	2
#2S Western Carolina	12	#2N Marshall	6
#2S Western Carolina	13	#2N Marshall	12

### 1986 (Ronnie G. Childress Field; Cullowhee, N.C.) Champion: Western Carolina

#1N Appalachian State	5	#2S Davidson	4
#1S Western Carolina	11	#2N ETSU	2
#2N ETSU	7	#2S Davidson	5
#1S Western Carolina	18	#1N Appalachian State	17
#1N Appalachian State	16	#2N ETSU	14
#1S Western Carolina	11	#1N Appalachian State	8

### 1987 (McCormick Field; Asheville, N.C.) Champion: Western Carolina

#1S Western Carolina	16	#2N VMI	4
#1N Appalachian State	8	#2S Davidson	5
#2N VMI	15	#2S Davidson	7
#1S Western Carolina	8	#1N Appalachian State	7
#2N VMI	10	#1N Appalachian State	9 (10)
#1S Western Carolina	9	#2N VMI	4

### 1988 (McCormick Field; Asheville, N.C.) Champion: Western Carolina

#2S The Citadel	9	#1N VMI	8
#1S Western Carolina	18	#2N Appalachian State	8
#2N Appalachian State	11	#1N VMI	4
#1S Western Carolina	6	#2S The Citadel	4
#2S The Citadel	16	#2N Appalachian State	9
#1S Western Carolina	22	#2S The Citadel	6

### 1989 (McCormick Field; Asheville, N.C.) Champion: Western Carolina\*

#2 Marshall	12	#7 ETSU	4
#3 Appalachian State	8	#6 Furman	2
#5 The Citadel	17	#4 VMI	11
#6 Furman	7	#4 VMI	5
#3 Appalachian State	13	#2 Marshall	9*
#1 Western Carolina	7	#3 Appalachian State	2*
#1 Western Carolina	4	#2 Marshall	2*

\*Heavy rains forced the cancellation of games five through eight of the tournament. A playoff was held at Montreat, N.C., between Appalachian State, Marshall and Western Carolina to determine the league's automatic qualifier in the NCAA tournament.



## 1990 (College Park; Charleston, S.C.) Champion: The Citadel

#2 Western Carolina	6	#7 ETSU	1
#3 Marshall	5	#6 Furman	2
#5 Appalachian State	9	#4 VMI	2
#6 Furman	10	#4 VMI	9 (10)
#3 Marshall	3	#2 Western Carolina	1
#1 The Citadel	7	#5 Appalachian State	2
#7 ETSU	5	#6 Furman	2
#2 Western Carolina	5	#5 Appalachian State	4
#1 The Citadel	9	#3 Marshall	2
#2 Western Carolina	11	#3 Marshall	3
#1 The Citadel	6	#7 ETSU	0
#1 The Citadel	9	#2 Western Carolina	5

## 1991 (College Park; Charleston, S.C.) Champion: Furman

#2 Western Carolina	18	#7 VMI	2
#6 ETSU	14	#3 Marshall	4
#5 Appalachian State	4	#4 Furman	2
#4 Furman	10	#3 Marshall	4
#6 ETSU	7	#2 Western Carolina	4
#5 Appalachian State	2	#1 The Citadel	0
#4 Furman	8	#7 VMI	3
#2 Western Carolina	7	#1 The Citadel	3
#5 Appalachian State	7	#6 ETSU	1
#2 Western Carolina	9	#6 ETSU	4
#4 Furman	7	#5 Appalachian State	6 (10)
#2 Western Carolina	4	#5 Appalachian State	0
#4 Furman	11	#2 Western Carolina	9

## 1992 (College Park; Charleston, S.C.) Champion: Western Carolina

#1 Western Carolina	3	#8 VMI	2
#4 The Citadel	6	#5 Furman	4 (12)
#2 Georgia Southern	4	#7 Marshall	3
#3 ETSU	1	#6 Appalachian State	0
#8 VMI	5	#5 Furman	3
#6 Appalachian State	8	#7 Marshall	7
#1 Western Carolina	2	#4 The Citadel	1
#2 Georgia Southern	7	#3 ETSU	4
#4 The Citadel	12	#6 Appalachian State	3
#3 ETSU	20	#8 VMI	3
#1 Western Carolina	17	#2 Georgia Southern	10
#4 The Citadel	9	#3 ETSU	4
#2 Georgia Southern	9	#4 The Citadel	0
#2 Georgia Southern	14	#1 Western Carolina	12
#1 Western Carolina	4	#2 Georgia Southern	3

## 1993 (College Park; Charleston, S.C.) Champion: Western Carolina

#8 VMI	8	#1 Georgia Southern	1
#5 Davidson	12	#4 ETSU	5
#2 Western Carolina	7	#7 Marshall	6
#3 The Citadel	7	#6 Appalachian State	1
#1 Georgia Southern	10	#4 ETSU	3
#7 Marshall	4	#6 Appalachian State	2
#8 VMI	15	#5 Davidson	5
#2 Western Carolina	6	#3 The Citadel	3
#5 Davidson	10	#7 Marshall	1
#1 Georgia Southern	9	#3 The Citadel	6
#8 VMI	8	#2 Western Carolina	4
#1 Georgia Southern	12	#5 Davidson	5
#2 Western Carolina	6	#1 Georgia Southern	5
#2 Western Carolina	12	#8 VMI	5
#2 Western Carolina	5	#8 VMI	1

## 1994 (College Park; Charleston, S.C.) Champion: The Citadel

#8 Davidson	2	#1 Western Carolina	1
#3 Marshall	7	#6 Appalachian State	3
#7 VMI	6	#2 Georgia Southern	4
#5 The Citadel	8	#4 ETSU	3
#1 Western Carolina	4	#4 ETSU	0
#2 Georgia Southern	6	#6 Appalachian State	1
#5 The Citadel	10	#8 Davidson	4
#7 VMI	6	#3 Marshall	4
#8 Davidson	5	#2 Georgia Southern	2
#1 Western Carolina	8	#3 Marshall	2
#5 The Citadel	4	#7 VMI	3
#1 Western Carolina	13	#8 Davidson	1
#1 Western Carolina	7	#7 VMI	1
#5 The Citadel	4	#1 Western Carolina	2

## 1995 (College Park; Charleston, S.C.) Champion: The Citadel

#3 Western Carolina	9	#6 Appalachian State	5
#2 Georgia Southern	4	#7 VMI	3
#5 ETSU	6	#4 Davidson	2
#1 The Citadel	5	#8 Marshall	1
#7 VMI	13	#6 Appalachian State	4
#8 Marshall	8	#4 Davidson	5
#2 Georgia Southern	10	#3 Western Carolina	4
#1 The Citadel	10	#5 ETSU	2
#3 Western Carolina	10	#8 Marshall	3
#5 ETSU	8	#7 VMI	4
#1 The Citadel	10	#2 Georgia Southern	4
#5 ETSU	6	#3 Western Carolina	1
#2 Georgia Southern	9	#5 ETSU	6
#1 The Citadel	8	#2 Georgia Southern	3

## 1996 (College Park; Charleston, S.C.) Champion: Georgia Southern

#6 ETSU	10	#3 Furman	7
#7 VMI	7	#2 Western Carolina	3
#1 Georgia Southern	8	#8 Davidson	2
#4 The Citadel	6	#5 Appalachian State	2
#3 Furman	7	#2 Western Carolina	4
#5 Appalachian State	5	#8 Davidson	2
#7 VMI	4	#6 ETSU	2
#1 Georgia Southern	4	#4 The Citadel	3
#6 ETSU	5	#5 Appalachian State	2
#4 The Citadel	17	#3 Furman	3
#1 Georgia Southern	11	#7 VMI	2
#4 The Citadel	11	#6 ETSU	0
#4 The Citadel	8	#7 VMI	5
#1 Georgia Southern	7	#4 The Citadel	1

## 1997 (Joseph P. Riley, Jr. Park; Charleston, S.C.) Champion: Western Carolina

#4 Furman	6	#5 ETSU	2
#1 Western Carolina	4	#8 VMI	3
#2 Georgia Southern	14	#7 Appalachian State	5
#3 The Citadel	18	#6 Davidson	8
#5 ETSU	7	#8 VMI	3 (10)
#7 Appalachian State	7	#6 Davidson	5
#1 Western Carolina	7	#4 Furman	1
#3 The Citadel	14	#2 Georgia Southern	5
#4 Furman	13	#7 Appalachian State	11 (10)
#2 Georgia Southern	14	#5 ETSU	11
#1 Western Carolina	10	#3 The Citadel	3
#4 Furman	12	#2 Georgia Southern	10
#4 Furman	4	#3 The Citadel	2
#1 Western Carolina	10	#4 Furman	9 (10)

## 1998 (Joseph P. Riley, Jr. Park; Charleston, S.C.) Champion: The Citadel

#4 Furman	11	#5 Wofford	3
#1 UNCG	10	#8 ETSU	3
#3 Western Carolina	6	#6 Georgia Southern	5
#2 The Citadel	11	#7 Davidson	2
#5 Wofford	3	#8 ETSU	2
#6 Georgia Southern	6	#7 Davidson	3
#1 UNCG	14	#4 Furman	2
#2 The Citadel	5	#3 Western Carolina	0
#4 Furman	6	#6 Georgia Southern	5
#3 Western Carolina	9	#5 Wofford	4
#2 The Citadel	9	#1 UNCG	0
#3 Western Carolina	2	#4 Furman	1
#1 UNCG	4	#3 Western Carolina	2
#2 The Citadel	12	#1 UNCG	1

## 1999 (Joseph P. Riley, Jr. Park; Charleston, S.C.) Champion: The Citadel

#6 Georgia Southern	8	#3 Western Carolina	5
#2 College of Charleston	15	#7 VMI	4
#4 ETSU	11	#5 UNCG	7
#1 The Citadel	3	#8 Furman	0
#3 Western Carolina	8	#7 VMI	4
#8 Furman	3	#5 UNCG	0
#2 College of Charleston	4	#6 Georgia Southern	2
#1 The Citadel	13	#4 ETSU	5
#8 Furman	10	#6 Georgia Southern	2
#3 Western Carolina	7	#4 ETSU	5
#1 The Citadel	4	#2 College of Charleston	3
#3 Western Carolina	11	#8 Furman	4
#3 Western Carolina	3	#2 College of Charleston	2
#1 The Citadel	6	#3 Western Carolina	3

## 2000 (Joseph P. Riley, Jr. Park; Charleston, S.C.) Champion: Georgia Southern

#4 Furman	3	#5 ETSU	1
#1 Georgia Southern	2	#8 Appalachian State	1 (13)
#6 College of Charleston	7	#3 UNCG	3
#2 The Citadel	6	#7 Davidson	2
#8 Appalachian State	6	#5 ETSU	3 (15)
#3 UNCG	3	#7 Davidson	2
#1 Georgia Southern	5	#4 Furman	3
#2 The Citadel	6	#6 College of Charleston	3
#4 Furman	7	#3 UNCG	3
#6 College of Charleston	9	#8 Appalachian State	2
#1 Georgia Southern	5	#2 The Citadel	3 (10)
#4 Furman	15	#6 College of Charleston	3
#4 Furman	11	#2 The Citadel	1
#1 Georgia Southern	3	#4 Furman	0

## 2001 (Joseph P. Riley, Jr. Park; Charleston, S.C.) Champion: The Citadel

#5 UNCG	7	#4 Western Carolina	5
#1 Georgia Southern	10	#8 College of Charleston	2
#6 Appalachian State	4	#3 Furman	2 (10)
#2 The Citadel	3	#7 ETSU	2
#8 College of Charleston	9	#4 Western Carolina	7
#7 ETSU	8	#3 Furman	2
#1 Georgia Southern	10	#5 UNCG	7
#2 The Citadel	5	#6 Appalachian State	3
#5 UNCG	9	#7 ETSU	6
#6 Appalachian State	4	#8 College of Charleston	3
#2 The Citadel	3	#1 Georgia Southern	2
#5 UNCG	2	#6 Appalachian State	1
#5 UNCG	4	#1 Georgia Southern	0
#2 The Citadel	4	#5 UNCG	3

## 2002 (Joseph P. Riley, Jr. Park; Charleston, S.C.) Champion: Georgia Southern

#3 College of Charleston	7	#6 Furman	6
#2 Western Carolina	9	#7 Wofford	2
#4 Georgia Southern	4	#5 UNCG	2
#1 The Citadel	7	#8 ETSU	5
#6 Furman	7	#7 Wofford	5
#5 UNCG	3	#8 ETSU	0
#3 College of Charleston	3	#2 Western Carolina	0
#4 Georgia Southern	4	#1 The Citadel	2
#5 UNCG	6	#2 Western Carolina	4
#6 Furman	6	#1 The Citadel	0
#3 College of Charleston	9	#4 Georgia Southern	4
#6 Furman	9	#5 UNCG	7
#4 Georgia Southern	10	#6 Furman	4
#4 Georgia Southern	9	#3 College of Charleston	6
#4 Georgia Southern	8	#3 College of Charleston	0

## 2003 (Joseph P. Riley, Jr. Park; Charleston, S.C.) Champion: Western Carolina

#5 Furman	3	#4 UNCG	2
#1 Western Carolina	14	#8 Davidson	0
#2 Georgia Southern	6	#7 VMI	4
#6 College of Charleston	8	#3 The Citadel	2
#4 UNCG	7	#8 Davidson	3
#7 VMI	2	#3 The Citadel	1
#1 Western Carolina	6	#5 Furman	0
#2 Georgia Southern	14	#6 College of Charleston	6
#7 VMI	2	#5 Furman	1
#4 UNCG	4	#6 College of Charleston	3
#1 Western Carolina	1	#2 Georgia Southern	0
#4 UNCG	10	#7 VMI	1
#2 Georgia Southern	4	#4 UNCG	1
#2 Georgia Southern	8	#1 Western Carolina	4
#1 Western Carolina	6	#2 Georgia Southern	5 (11)

## 2004 (Joseph P. Riley, Jr. Park; Charleston, S.C.) Champion: The Citadel

#4 Elon	12	#5 UNCG	3
#8 Western Carolina	4	#1 College of Charleston	3
#7 Davidson	5	#2 Georgia Southern	2
#3 The Citadel	6	#6 ETSU	2
#1 College of Charleston	5	#5 UNCG	4 (10)
#2 Georgia Southern	12	#6 ETSU	4
#8 Western Carolina	7	#4 Elon	6
#3 The Citadel	10	#7 Davidson	2
#4 Elon	7	#2 Georgia Southern	3
#1 College of Charleston	3	#7 Davidson	0
#8 Western Carolina	5	#3 The Citadel	2
#1 College of Charleston	4	#4 Elon	3
#3 The Citadel	7	#1 College of Charleston	2
#3 The Citadel	9	#8 Western Carolina	2
#3 The Citadel	8	#8 Western Carolina	1

# SOCON BASEBALL CHAMPIONSHIP



## 2005 (Joseph P. Riley, Jr. Park; Charleston, S.C.) Champion: Furman

#4 Elon	12	#5 UNCG	6
#8 Furman	9	#1 College of Charleston	7
#2 Georgia Southern	7	#7 ETSU	3
#3 Western Carolina	6	#6 The Citadel	1
#1 College of Charleston	8	#5 UNCG	2
#6 The Citadel	10	#4 ETSU	6
#8 Furman	6	#4 Elon	3
#2 Georgia Southern	7	#3 Western Carolina	2
#6 The Citadel	8	#4 Elon	7
#1 College of Charleston	11	#3 Western Carolina	4
#8 Furman	4	#2 Georgia Southern	1
#1 College of Charleston	9	#6 The Citadel	7
#2 Georgia Southern	11	#1 College of Charleston	5
#8 Furman	5	#2 Georgia Southern	4

## 2006 (Joseph P. Riley, Jr. Park; Charleston, S.C.) Champion: College of Charleston

#7 UNCG	6	#10 Wofford	5
#8 Appalachian State	5	#9 Davidson	4
#6 Western Carolina	14	#3 Furman	1
#2 Coll. of Charleston	13	#7 UNCG	5
#1 Elon	4	#8 Appalachian State	3
#5 The Citadel	6	#4 Georgia Southern	3
#7 UNCG	5	#3 Furman	4
#4 Georgia Southern	5	#8 Appalachian State	2
#2 College of Charleston	1	#6 Western Carolina	0
#1 Elon	12	#5 The Citadel	3
#6 Western Carolina	13	#4 Georgia Southern	3
#5 The Citadel	10	#7 UNCG	3
#2 Coll. of Charleston	12	#1 Elon	1
#5 The Citadel	4	#6 Western Carolina	2
#5 The Citadel	14	#1 Elon	11
#2 College of Charleston	5	#5 The Citadel	4

## 2007 (Joseph P. Riley, Jr. Park; Charleston, S.C.) Champion: Wofford

#9 Wofford	5	#8 Furman	3
#7 The Citadel	7	#10 Davidson	0
#5 UNCG	9	#4 Appalachian State	3
#9 Wofford	19	#1 College of Charleston	6
#7 The Citadel	7	#2 Western Carolina	2
#3 Elon	14	#6 Georgia Southern	7
#7 The Citadel	6	#3 Elon	5
#4 Appalachian State	11	#1 College of Charleston	10
#6 Georgia Southern	6	#2 Western Carolina	5
#9 Wofford	12	#5 UNCG	5
#5 UNCG	8	#6 Georgia Southern	6
#3 Elon	9	#4 Appalachian State	5
#9 Wofford	6	#7 The Citadel	2
#3 Elon	11	#5 UNCG	9 (10)
#7 The Citadel	5	#3 Elon	2
#9 Wofford	4	#7 The Citadel	2

## 2008 (Joseph P. Riley, Jr. Park; Charleston, S.C.) Champion: Elon

#7 Western Carolina	11	#10 Davidson	10 (12)
#9 Wofford	8	#8 The Citadel	4
#2 College of Charleston	5	#7 Western Carolina	4
#3 Furman	10	#6 Appalachian State	8 (10)
#1 Elon	21	#9 Wofford	12
#4 Georgia Southern	21	#5 UNCG	9
#6 Appalachian State	10	#7 Western Carolina	5
#5 UNCG	14	#9 Wofford	5
#2 Coll. of Charleston	12	#3 Furman	8
#1 Elon	16	#4 Georgia Southern	5
#3 Furman	13	#6 Appalachian State	12
#5 UNCG	12	#4 Georgia Southern	9
#2 Coll. of Charleston	12	#3 Furman	11 (10)
#1 Elon	12	#5 UNCG	4
#1 Elon	17	#2 College of Charleston	8

## 2009 (Fluor Field; Greenville, S.C.) Champion: Georgia Southern

#2 Georgia Southern	4	#7 Davidson	3 (11)
#6 Appalachian State	4	#3 The Citadel	1
#1 Elon	10	#8 Furman	8
#4 Western Carolina	12	#5 College of Charleston	4
#3 The Citadel	9	#7 Davidson	8
#8 Furman	6	#5 College of Charleston	5
#2 Georgia Southern	6	#6 Appalachian State	5
#1 Elon	15	#4 Western Carolina	7
#3 The Citadel	5	#6 Appalachian State	3
#8 Furman	7	#4 Western Carolina	6
#3 The Citadel	5	#1 Elon	1
#2 Georgia Southern	16	#8 Furman	4

#1 Elon	8	#3 The Citadel	7
#2 Georgia Southern	7	#1 Elon	3

## 2010 (Joseph P. Riley, Jr. Park; Charleston, S.C.) Champion: The Citadel

#2 College of Charleston	12	#7 Appalachian State	11 (11)
#6 Western Carolina	11	#3 Georgia Southern	4
#1 The Citadel	9	#8 Furman	5
#4 Elon	1	#5 Samford	0
#7 Appalachian State	6	#3 Georgia Southern	2
#5 Samford	13	#8 Furman	10
#1 The Citadel	6	#4 Elon	3 (10)
#6 Western Carolina	7	#2 Coll. of Charleston	6 (12)
#7 Appalachian State	10	#2 College of Charleston	6
#4 Elon	7	#5 Samford	4
#7 Appalachian State	3	#6 Western Carolina	2
#1 The Citadel	6	#4 Elon	5 (10)
#6 Western Carolina	7	#7 Appalachian State	6
#1 The Citadel	10	#6 Western Carolina	3

## 2011 (Joseph P. Riley, Jr. Park; Charleston, S.C.) Champion: Georgia Southern

#7 Furman	12	#2 UNCG	6
#3 Samford*	5	#6 Appalachian State	3
#8 Western Carolina	10	#1 Elon	7 (20)
#4 Georgia Southern	4	#5 College of Charleston	2
#6 Appalachian State	6	#2 UNCG	4
#5 College of Charleston	4	#1 Elon	3
#3 Samford	7	#7 Furman	1
#4 Georgia Southern	12	#8 Western Carolina	1
#6 Appalachian State	5	#7 Furman	0
#5 College of Charleston	4	#8 Western Carolina	2
#3 Samford	2	#6 Appalachian State	1
#5 College of Charleston	9	#4 Georgia Southern	1
#4 Georgia Southern	7	#5 College of Charleston	6
#4 Georgia Southern	1	#3 Samford	0

\* later vacated all wins in tournament

## 2012 (Fluor Field; Greenville, S.C.) Champion: Samford\*

#7 The Citadel	8	#2 Coll. of Charleston	6 (11)
#6 Georgia Southern	19	#3 Elon	2
#1 Appalachian State	7	#8 Furman	5
#4 Samford	7	#5 Western Carolina	0
#3 Elon	14	#2 Coll. of Charleston	12
#8 Furman	9	#5 Western Carolina	8
#6 Georgia Southern	8	#7 The Citadel	1
#4 Samford	12	#1 Appalachian State	7
#3 Elon	7	#7 The Citadel	3
#8 Furman	13	#1 Appalachian State	4
#6 Georgia Southern	10	#3 Elon	7
#4 Samford	12	#8 Furman	2
#4 Samford	9	#6 Georgia Southern	6 (10)

\* later vacated all wins and tournament title

## 2013 (Fluor Field; Greenville, S.C.) Champion: Elon

#4 The Citadel	6	#5 Appalachian State	5
#1 Western Carolina	13	#8 Samford	7
#6 Furman	10	#3 Elon	1
#7 Georgia Southern	2	#2 College of Charleston	0
#3 Elon	18	#2 College of Charleston	8
#5 Appalachian State	2	#8 Samford	1
#4 The Citadel	12	#1 Western Carolina	11
#7 Georgia Southern	3	#6 Furman	2
#5 Appalachian State	15	#1 Western Carolina	4
#3 Elon	8	#6 Furman	1
#4 The Citadel	8	#5 Appalachian State	6
#3 Elon	11	#7 Georgia Southern	4
#3 Elon	7	#7 Georgia Southern	6
#3 Elon	6	#4 The Citadel	5

## 2014 (Joseph P. Riley, Jr. Park; Charleston, S.C.) Champion: Georgia Southern

#8 Furman	6	#9 UNCG	5 (11)
#10 The Citadel	10	#7 Elon	7
#5 Appalachian State	3	#4 Georgia Southern	2
#8 Furman	3	#1 Western Carolina	2
#2 Davidson	9	#10 The Citadel	7
#3 Samford*	4	#6 Wofford	2
#4 Georgia Southern	8	#1 Western Carolina	4
#6 Wofford	4	#10 The Citadel	2
#8 Furman	3	#5 Appalachian State	1
#3 Samford	7	#2 Davidson	3

#4 Georgia Southern	2	#5 Appalachian State	1
#6 Wofford	10	#2 Davidson	7
#4 Georgia Southern	11	#8 Furman	8
#3 Samford	12	#6 Wofford	3
#4 Georgia Southern	10	#8 Furman	7 (12)
#4 Georgia Southern	4	#3 Samford	3

\* later vacated all wins in tournament

## 2015 (Joseph P. Riley, Jr. Park; Charleston, S.C.) Champion: Mercer

#8 The Citadel	8	#9 ETSU	2
#2 Samford	8	#7 Western Carolina	7 (10)
#3 Wofford	16	#6 Furman	7
#1 Mercer	3	#8 The Citadel	2
#4 VMI	6	#5 UNCG	5
#8 The Citadel	8	#5 UNCG	4
#2 Samford	12	#7 Western Carolina	4
#2 Samford	4	#3 Wofford	3
#1 Mercer	19	#4 VMI	7
#3 Wofford	1	#6 Furman	0
#8 The Citadel	10	#4 VMI	5
#3 Wofford	12	#2 Samford	8
#1 Mercer	8	#8 The Citadel	1
#2 Samford	25	#3 Wofford	4
#1 Mercer	5	#2 Samford	0

## 2016 (Fluor Field; Greenville, S.C.) Champion: Western Carolina

#8 The Citadel	3	#9 VMI	2 (10)
#4 Furman	3	#5 ETSU	0
#1 Mercer	13	#8 The Citadel	1 (7)
#2 Western Carolina	10	#7 Wofford	9
#6 Samford	8	#3 UNCG	5
#5 ETSU	4	#8 The Citadel	2
#3 UNCG	9	#7 Wofford	6
#1 Mercer	6	#4 Furman	1
#2 Western Carolina	14	#6 Samford	4
#6 Samford	12	#5 ETSU	11 (10)
#4 Furman	15	#3 UNCG	10
#1 Mercer	9	#2 Western Carolina	8
#6 Samford	2	#4 Furman	0
#2 Western Carolina	7	#6 Samford	4
#2 Western Carolina	4	#1 Mercer	2
#2 Western Carolina	3	#1 Mercer	2



## 1947: (1 team, 3-2)

### District Playoff, Charlotte, N.C.

Alabama 8, CLEMSON 2  
CLEMSON 8, Auburn 3  
CLEMSON 1, Alabama 0  
CLEMSON 4, Alabama 1

### Eastern Playoff, New Haven, Conn.

Yale 7, CLEMSON 3

## 1948: (1 team, 4-3)

### District 3 Playoff, Charlotte, N.C.

NORTH CAROLINA 15, Georgia Tech 0  
NORTH CAROLINA 11, Alabama 3  
George Washington 5, NORTH CAROLINA 4  
NORTH CAROLINA 10, George Washington 0

### Eastern Playoff, Winston-Salem, N.C.

Yale 6, NORTH CAROLINA 1  
NORTH CAROLINA 7, Illinois 3  
Lafayette 5, NORTH CAROLINA 2

## 1949: (1 team, 7-2)

### District 3 Playoff, Charlotte, N.C.

WAKE FOREST 5, Kentucky 3  
WAKE FOREST 4, Mississippi State 3 (12)  
WAKE FOREST 8, Kentucky 0

### Region 2 Playoff, South Bend, Ind.

WAKE FOREST 10, Notre Dame 7  
WAKE FOREST 4, Notre Dame 2

### College World Series, Wichita, Kan.

WAKE FOREST 2, Southern California 1  
Texas 8, WAKE FOREST 1  
WAKE FOREST 2, Southern California 1  
**Championship**  
Texas 10, WAKE FOREST 3

## 1950: (1 team, 0-2)

### District Playoff, Kannapolis, N.C.

Alabama 6, CLEMSON 1  
Kentucky 4, CLEMSON 2

## 1952: (1 team, 4-2)

### District 3 Playoff, Kannapolis, N.C.

DUKE 7, Tennessee 1  
DUKE 5, Rollins 4  
DUKE 4, Florida 3

### College World Series, Omaha, Neb.

DUKE 18, Oregon State 7  
Penn State 12, DUKE 7  
Western Michigan 5, DUKE 1

## 1953: (1 team, 5-3)

### District 3 Playoff, Charlotte, N.C.

DUKE 9, Mississippi State 1  
Georgia 9, DUKE 4  
DUKE 5, Mississippi State 4  
DUKE 9, Georgia 1  
DUKE 11, Georgia 3

### College World Series, Omaha, Neb.

Texas 2, DUKE 1  
DUKE 3, Northern Colorado 2  
Boston College 7, DUKE 6 (11)

## 1954: (1 team, 2-2)

### District 3 Playoff, campus sites

VIRGINIA TECH 11, Clemson 10 (Clemson, S.C.)  
VIRGINIA TECH 7, Clemson 1 (Blacksburg, Va.)

### District 3 Playoff, Winter Park, Fla.

Rollins 3, VIRGINIA TECH 0  
Rollins 9, VIRGINIA TECH 3

## 1955: (1 team, 1-2)

### District 3 Playoff, Morgantown, W.Va.

Wake Forest 5, WEST VIRGINIA 1  
WEST VIRGINIA 9, Wake Forest 7  
Wake Forest 6, WEST VIRGINIA 5

## 1957: (1 team, 0-2)

### District 3 Playoff, Gastonia, N.C.

Duke 9, GEORGE WASHINGTON 1  
Ga. Southern 5, GEORGE WASHINGTON 3

## 1958: (1 team, 0-2)

### District 3 Playoff, Gastonia, N.C.

Clemson 4, GEORGE WASHINGTON 2  
Florida State 3, GEORGE WASHINGTON 1

## 1959: (1 team, 0-2)

### District 3 Playoff, Gastonia, N.C.

Florida State 3, GEORGE WASHINGTON 2  
Georgia Tech 7, GEORGE WASHINGTON 2

## 1960: (1 team, 1-2)

### District 3 Playoff, Gastonia, N.C.

THE CITADEL 4, Florida 2  
North Carolina 13, THE CITADEL 1  
Florida 4, THE CITADEL 1

## 1961: (1 team, 1-2)

### District 3 Playoff, Gastonia, N.C.

Florida State 3, WEST VIRGINIA 1  
WEST VIRGINIA 4, Florida State 3  
Duke 7, WEST VIRGINIA 3

## 1962: (1 team, 0-2)

### District 3 Playoff, Gastonia, N.C.

Wake Forest 8, WEST VIRGINIA 3  
Florida State 6, WEST VIRGINIA 5

## 1963: (1 team, 1-2)

### District 3 Playoff, Gastonia, N.C.

Wake Forest 4, WEST VIRGINIA 3  
WEST VIRGINIA 2, Auburn 1  
Wake Forest 12, WEST VIRGINIA 8

## 1964: (1 team, 0-2)

### District 3 Playoff, Gastonia, N.C.

Mississippi 11, WEST VIRGINIA 0  
East Carolina 6, WEST VIRGINIA 5

## 1965: (1 team, 2-2)

### District 3 Playoff, Gastonia, N.C.

FURMAN 5, Maryland 4  
FURMAN 5, Mississippi State 2  
Florida State 2, FURMAN 1  
Florida State 7; FURMAN 5

## 1966: (1 team, 0-2)

### District 3 Playoff, Gastonia, N.C.

North Carolina 7, EAST CAROLINA 1  
Florida State 6, EAST CAROLINA 3

## 1967: (1 team, 0-2)

### District 3 Playoff, Gastonia, N.C.

Auburn 8, WEST VIRGINIA 3  
Clemson 5, WEST VIRGINIA 0

## 1968: (1 team, 1-2)

### District 3 Playoff, Gastonia, N.C.

EAST CAROLINA 2, Florida State 1  
North Carolina State 7, EAST CAROLINA 5  
Florida State 3, EAST CAROLINA 2

## 1969: (1 team, 0-2)

### District 3 Playoff, Gastonia, N.C.

North Carolina 3, FURMAN 0  
Virginia Tech 6, FURMAN 3

## 1970: (1 team, 0-2)

### District 3 Playoff, Gastonia, N.C.

Florida State 2, EAST CAROLINA 0  
Mississippi State 12, EAST CAROLINA 6

## 1972: (1 team, 0-2)

### District 3 Playoff, Gastonia, N.C.

Virginia 18, RICHMOND 2  
Florida State 10, RICHMOND 5

## 1973: (1 team, 2-2)

### District 3 Playoff, Starkville, Miss.

North Carolina State 5, APPALACHIAN STATE 1  
APPALACHIAN STATE 2, South Alabama 1  
APPALACHIAN STATE 4, North Carolina State 3  
Miami (Fla.) 13, APPALACHIAN STATE 5

## 1974: (1 team, 0-2)

### District 3 Playoff, Starkville, Miss.

Vanderbilt 2, EAST CAROLINA 1  
South Carolina 5, EAST CAROLINA 1



*The Citadel's 1990 squad made a memorable run to the College World Series in Omaha, Neb.*

# SOCON IN NCAA CHAMPIONSHIP



**1975: (1 team, 0-2)**

**Atlantic Regional, Columbia, S.C.**

South Carolina 11, THE CITADEL 3  
North Carolina State 16, THE CITADEL 3

**1976: (1 team, 2-2)**

**Atlantic Regional, Columbia, S.C.**

Clemson 13, FURMAN 2  
FURMAN 5, Virginia Tech 4  
FURMAN 12, South Carolina 1  
Clemson 6, FURMAN 2

**1977: (1 team, 0-2)**

**Atlantic Regional, Columbia, S.C.**

Wake Forest 6, EAST CAROLINA 3  
South Carolina 4, EAST CAROLINA 1

**1978: (1 team, 2-2)**

**Atlantic Regional, Coral Gables, Fla.**

MARSHALL 4, Florida State 0  
MARSHALL 9, Clemson 3  
Miami (Fla.) 6, MARSHALL 0  
Miami (Fla.) 5, MARSHALL 1

**1979: (1 team, 0-2)**

**Atlantic Regional, Coral Gables, Fla.**

Miami (Fla.) 3, THE CITADEL 1  
Georgia Southern 5, THE CITADEL 3

**1980: (1 team, 1-2)**

**Atlantic Regional, Clemson, S.C.**

Clemson 22, ETSU 4  
ETSU 3, Georgia Southern 1  
South Carolina 8, ETSU 5

**1981: (1 team, 2-2)**

**Atlantic Regional, Clemson, S.C.**

Mississippi State 7, ETSU 6  
ETSU 2, Clemson 1  
ETSU 5, Wichita State 4  
Mississippi State 6, ETSU 5

**1982: (1 team, 2-2)**

**East Regional, Columbia, S.C.**

THE CITADEL 9, North Carolina 4  
South Carolina 6, THE CITADEL 4  
THE CITADEL 15, Old Dominion 1  
South Carolina 11, THE CITADEL 2

**1983: (1 team, 2-2)**

**East Regional, Chapel Hill, N.C.**

THE CITADEL 14, Delaware 5  
THE CITADEL 5, North Carolina 3  
James Madison 5, THE CITADEL 2  
Delaware 7, THE CITADEL 1

**1984: (1 team, 0-2)**

**South II Regional, Starkville, Miss.**

New Orleans 1, APPALACHIAN STATE 0  
Eastern Kentucky 10, APPALACHIAN STATE 9

**1985: (1 team, 2-2)**

**East Regional, Columbia, S.C.**

WESTERN CAROLINA 5, Old Dominion 3  
LaSalle 13, WESTERN CAROLINA 12  
WESTERN CAROLINA 9, St. John's 6  
South Carolina 14, WESTERN CAROLINA 3

**1986: (2 teams, 0-4)**

**Atlantic Regional, Coral Gables, Fla.**

Miami (Fla.) 10, WESTERN CAROLINA 8  
Georgia Tech 8, WESTERN CAROLINA 7

**Midwest Regional, Stillwater, Okla.**

Stanford 11, APPALACHIAN STATE 1  
Oklahoma State 23, APPALACHIAN STATE 2

**1987: (1 team, 2-2)**

**Midwest Regional, Starkville, Miss.**

Oklahoma State 6, WESTERN CAROLINA 0  
WESTERN CAROLINA 8, Mississippi State 1  
WESTERN CAROLINA 8, Purdue 7  
Oklahoma State 9, WESTERN CAROLINA 6

**1988: (1 team, 0-2)**

**South Regional, Starkville, Miss.**

Mississippi State 7, WESTERN CAROLINA 4  
Texas A&M 8, WESTERN CAROLINA 6

**1989: (1 team, 0-2)**

**South Regional, Starkville, Miss.**

Mississippi State 8, WESTERN CAROLINA 0  
Indiana State 10, WESTERN CAROLINA 3

**1990: (1 team, 5-2)**

**Atlantic Regional, Coral Gables, Fla.**

THE CITADEL 11, North Carolina State 3  
THE CITADEL 8, East Carolina 5  
THE CITADEL 6, Miami (Fla.) 2  
THE CITADEL 4, Miami (Fla.) 1

**College World Series, Omaha, Neb.**

LSU 8, THE CITADEL 2  
THE CITADEL 8, Cal State Fullerton 7 (12)  
LSU 6, THE CITADEL 1

**1991: (1 team, 1-2)**

**East Regional, Gainesville, Fla.**

Florida 2, FURMAN 0  
FURMAN 7, Ohio 2  
Missouri 8, FURMAN 4

**1992: (1 team, 3-2)**

**South II Regional, Tallahassee, Fla.**

WESTERN CAROLINA 1, Florida State 0  
WESTERN CAROLINA 14, Kent State 1  
WESTERN CAROLINA 5, Stanford 0  
Florida State 4, WESTERN CAROLINA 3  
Florida State 18, WESTERN CAROLINA 3

**1993: (1 team, 1-2)**

**South Regional, Baton Rouge, La.**

Louisiana State 7, WESTERN CAROLINA 2  
WESTERN CAROLINA 10, Miami (Fla.) 5  
Kent State 8, WESTERN CAROLINA 5

**1994: (2 teams, 1-4)**

**East Regional, Clemson, S.C.**

Notre Dame 5, THE CITADEL 1  
THE CITADEL 4, Virginia Tech 3  
Clemson 5, THE CITADEL 1

**Midwest Regional, Knoxville, Tenn.**

Tennessee 6, WESTERN CAROLINA 4  
Arizona State 8, WESTERN CAROLINA 6

**1995: (1 team, 0-2)**

**Midwest Regional, Knoxville, Tenn.**

Tennessee 5, THE CITADEL 2  
Pittsburgh 12, THE CITADEL 10

**1996: (1 team, 1-2)**

**Atlantic Regional, Clemson, S.C.**

GEORGIA SOUTHERN 6, Old Dominion 0  
West Virginia 9, GEORGIA SOUTHERN 4  
Tennessee 6, GEORGIA SOUTHERN 1

**1997: (1 team, 1-2)**

**East Regional, Tallahassee, Fla.**

Auburn 11, WESTERN CAROLINA 3  
WESTERN CAROLINA 8, Marist 3  
South Florida 9, WESTERN CAROLINA 4

**1998: (1 team, 1-2)**

**East Regional, Clemson, S.C.**

Clemson 12, THE CITADEL 3  
THE CITADEL 5, Fordham 1  
VCU 3, THE CITADEL 2 (11 inn)

**1999: (1 team, 0-2)**

**Regional, Tallahassee, Fla.**

Florida State 24, THE CITADEL 6  
Providence 12, THE CITADEL 1

**2000: (1 team, 0-2)**

**Regional, Atlanta, Ga.**

Georgia Tech 11, GEORGIA SOUTHERN 9  
Auburn 11, GEORGIA SOUTHERN 5

**2001: (2 teams, 1-4)**

**Regional, Columbia, S.C.**

South Carolina 16, THE CITADEL 0  
Princeton 11, THE CITADEL 6

**Regional, Athens, Ga.**

GEORGIA SOUTHERN 4, Georgia 3  
Coastal Carolina 15, GEORGIA SOUTHERN 3  
Georgia 10, GEORGIA SOUTHERN 2

**2002: (1 team, 1-2)**

**Regional, Clemson, S.C.**

Clemson 15, GEORGIA SOUTHERN 1  
GEORGIA SOUTHERN 6, Elon 2  
East Carolina 7, GEORGIA SOUTHERN 3

**2003: (1 team, 2-2)**

**Regional, Wilson, N.C.**

VCU 6, WESTERN CAROLINA 0  
WESTERN CAROLINA 9, Le Moyne 5  
WESTERN CAROLINA 2, VCU 0  
NC State 6, WESTERN CAROLINA 4 (14)

**2004: (2 teams, 3-4)**

**Regional, Columbia, S.C.**

South Carolina 12, THE CITADEL 4  
THE CITADEL 10, Coastal Carolina 1  
North Carolina 6, THE CITADEL 3

**Regional, Baton Rouge, La.**

Southern Miss 6, COLLEGE OF CHARLESTON 5  
COLLEGE OF CHARLESTON 2, Army 1  
COLLEGE OF CHARLESTON 7, Southern Miss 3  
LSU 11, COLLEGE OF CHARLESTON 3

**2005: (2 teams, 1-4)**

**Regional, Atlanta, Ga.**

Georgia Tech 5, FURMAN 4 (10)  
Michigan 6, FURMAN 3


**Regional, Clemson, S.C.**

COLLEGE OF CHARLESTON 5, Oral Roberts 2  
Clemson 6, COLLEGE OF CHARLESTON 0  
Oral Roberts 6, COLLEGE OF CHARLESTON 0

**2006: (2 teams, 4-4)**

**Regional, Lexington, Ky.**

COLLEGE OF CHARLESTON 5, Notre Dame 4 (16)  
COLLEGE OF CHARLESTON 11, Ball State 0  
COLLEGE OF CHARLESTON 7, at Kentucky 4



*Oliver Marmol (center) scored the winning run for College of Charleston in a 5-4, 16-inning win over Notre Dame at the Lexington Regional in 2006.*

## Super Regional, Atlanta, Ga.

Georgia Tech 5, COLLEGE OF CHARLESTON 0  
Georgia Tech 12, COLLEGE OF CHARLESTON 3

## Regional, Clemson, S.C.

ELON 5, Mississippi State 4  
Clemson 13, ELON 3  
Mississippi State 12, ELON 3

## 2007: (2 teams, 2-4)

### Regional, Chapel Hill, N.C.

East Carolina 9, WESTERN CAROLINA 8  
WESTERN CAROLINA 7, Jacksonville 0  
WESTERN CAROLINA 9, East Carolina 5  
North Carolina 6, WESTERN CAROLINA 5

## Regional, Columbia, S.C.

South Carolina 9, WOFFORD 1  
NC State 10, WOFFORD 6

## 2008: (1 team, 1-2)

### Regional, Cary, N.C.

UNC Wilmington 5, ELON 2  
ELON 6, Mount St. Mary's 3  
UNC Wilmington 15, ELON 11

## 2009: (2 teams, 1-4)

### Regional, Atlanta, Ga.

Southern Miss 17, ELON 15  
ELON 4, Georgia State 3  
Georgia Tech 8, ELON 4

## Regional, Fullerton, Calif.

Gonzaga 19, GEORGIA SOUTHERN 10  
Utah 11, GEORGIA SOUTHERN 10

## 2010: (3 teams, 3-6)

### Regional, Columbia, S.C.

THE CITADEL 7, Virginia Tech 2  
South Carolina 9, THE CITADEL 4  
Virginia Tech 4, THE CITADEL 3

## Regional, Myrtle Beach, S.C.

COLLEGE OF CHARLESTON 9, NC State 6  
COLLEGE OF CHARLESTON 16, Coastal Carolina 6  
Coastal Carolina 8, COLLEGE OF CHARLESTON 7  
Coastal Carolina 11, COLLEGE OF CHARLESTON 10 (10)

## Regional, Atlanta, Ga.

Alabama 11, ELON 2  
Mercer 13, ELON 7

## 2011: (1 team, 0-2)

### Regional, Columbia, S.C.

South Carolina 2, GEORGIA SOUTHERN 1  
NC State 5, GEORGIA SOUTHERN 2

## 2012: (3 teams, 5-6)

### Regional, Charlottesville, Va.

APPALACHIAN STATE 5, Oklahoma 4  
APPALACHIAN STATE 6, Virginia 5  
Oklahoma 14, APPALACHIAN STATE 6  
Oklahoma 5, APPALACHIAN STATE 2

## Regional, Gainesville, Fla.

Georgia Tech 8, COLLEGE OF CHARLESTON 4  
COLLEGE OF CHARLESTON 8, Bethune-Cookman 2  
Georgia Tech 3, COLLEGE OF CHARLESTON 0

## Regional, Tallahassee, Fla.

\*SAMFORD 5, Mississippi State 0  
Florida State 8, SAMFORD 1  
SAMFORD 3, Mississippi State 2  
Florida State 5, SAMFORD 2

\* later vacated wins in NCAA Regional

## 2013: (1 team, 2-2)

### Regional, Charlottesville, Va.

ELON 10, UNCW 7  
Virginia 2, ELON 0  
ELON 6, UNCW 4  
Virginia 11, ELON 3

## 2014: (1 team, 1-2)

### Regional, Tallahassee, Fla.

GEORGIA SOUTHERN 7, Florida State 0  
Kennesaw State 13, GEORGIA SOUTHERN 5 (11)  
Alabama 6, GEORGIA SOUTHERN 0

## 2015: (1 team, 0-2)

### Regional, Tallahassee, Fla.

Florida State 5, MERCER 4 (10)  
Auburn 1, MERCER 0

## 2016: (1 team, 1-2)

### Regional, Clemson, S.C.

Clemson 24, WESTERN CAROLINA 10  
WESTERN CAROLINA 4, Nebraska 1  
Clemson 15, WESTERN CAROLINA 3

## OVERALL RECORD: 89-160 (.357)\*

\* Samford later vacated two wins from 2012



# PLAYERS/PITCHERS OF THE WEEK



## 1989 Players

March 12 Andy Beasley, VMI  
March 19 Matt Raleigh, WCU  
March 26 Gettys Glaze, CIT  
April 2 Johnny McCraw, APP  
April 9 Billy Swails, CIT  
April 16 Steve Hollins, APP  
April 23 Jason Nixon, MAR

## 1989 Pitchers

March 12 Brad Riley, APP  
March 19 Mike Clark, FUR  
March 26 Paul Menhart, WCU  
April 2 Matt Gore, CIT  
April 9 Pete Palmer, APP  
April 16 Brad Stowell, CIT  
April 23 Jeff Stevens, WCU

## 1990 Players

March 11 Anthony Jenkins, CIT  
March 18 Grant Brittain, WCU  
March 25 Johnny McCraw, APP  
April 1 Grant Brittain, WCU  
April 8 Grant Brittain, WCU  
April 15 Scott Waugh, APP  
April 22 Kevin Bellomo, WCU

## 1990 Pitchers

March 11 Richard Shirer, CIT  
March 18 Tom Brodnax, FUR  
March 25 Richard Shirer, CIT  
April 1 Ken Britt, CIT  
April 8 Richard Shirer, CIT  
April 15 Jason Schafer, MAR  
April 22 Johnny Meadows, APP

## 1991 Players

March 10 Chris Childers, MAR  
March 17 Kevin Bellomo, WCU  
March 24 Todd Raleigh, WCU  
March 31 Shane McComas, MAR  
April 7 Rod Walker, ETSU  
April 14 Johnny McCraw, APP  
April 21 Jason Rhychlick, CIT

## 1991 Pitchers

March 10 Bill Craig, MAR  
March 17 Phillip Grundy, WCU  
March 24 Dallas Rhinehart, ETSU  
March 31 Brad Stowell, CIT  
April 7 Ken Britt, CIT  
April 14 Hank Kraft, CIT  
April 21 Chris Bellomy, MAR

## 1992 Players

March 9 Todd Greene, GSU  
March 16 Joey Cox, WCU  
March 23 Jermaine Shuler, CIT  
March 30 Rod Walker, ETSU  
April 6 Rodney Hennon, WCU  
April 13 Nathan Dunn, ETSU  
April 20 Rod Walker, ETSU

## 1992 Pitchers

March 9 Gettys Glaze, CIT  
March 16 Jim Carragher, GSU  
March 23 Matt Spade, MAR  
March 30 Hank Kraft, CIT  
April 6 Ken Britt, CIT  
April 13 Gettys Glaze, CIT  
April 20 Gettys Glaze, CIT

## 1993 Players

Feb. 28 Phillip Grundy, WCU  
March 7 Todd Greene, GSU  
March 14 Chris Lemonis, CIT  
March 21 Rodney Hennon, WCU  
March 28 Phillip Grundy, WCU  
April 3 Mike Tidick, WCU  
April 10 Kurt Henzler, MAR  
April 17 Clay Hall, DAV  
April 24 Tim Kerns, DAV

## 1993 Pitchers

Feb. 28 Ron Buffington, GSU  
March 7 Steve Basch, CIT  
March 14 Clint Fair, GSU  
March 21 Donald Morillo, CIT  
March 28 Paul Thornton, GSU  
April 3 Clint Fair, GSU  
April 10 Mac Chapman, DAV  
April 17 John Price, CIT  
April 24 Jim Carragher, GSU

## 1994 Players

Feb. 27 Louie Napoleon, VMI  
March 6 Russ Roper, FUR  
March 13 Mac Chapman, DAV  
March 20 Mac Chapman, DAV  
March 27 Roy Hurst, WCU  
April 3 Mike Hooks, ETSU  
April 10 Mike Tidick, WCU  
April 17 Matt Wilson, GSU  
April 24 Mike Hagy, MAR

## 1994 Pitchers

Feb. 27 Jason Beverlin, WCU  
March 6 Marc Phillips, VMI  
March 13 Rick Paugh, MAR  
March 20 Jason Beverlin, WCU  
March 27 Jay Adams, VMI  
April 3 Tim Roth, GSU  
April 10 Britt Reames, CIT  
April 17 Todd Anderson, ETSU  
April 24 Matt Spade, MAR

## 1995 Players

Feb. 26 Jody Henson, WCU  
March 5 Tyson Whitley, GSU  
March 12 Jason Andrews, GSU  
March 19 Danny Allard, APP  
March 26 Jody Henson, WCU  
April 2 Brad Edwards, DAV  
April 9 Bo Betchman, CIT  
April 16 Adam Cross, ETSU  
April 23 Dan Martz, FUR

## 1995 Pitchers

Feb. 26 Dale Pilgrim, WCU  
March 5 William Rushing, GSU  
March 12 Britt Reames, CIT  
March 19 Clark Maxwell, WCU  
March 26 Chris Pollard, DAV  
April 2 Clark Maxwell, WCU  
April 9 Brian Callahan, CIT  
April 16 Mark DiFelice, WCU  
April 23 Jason Crews, APP

## 1996 Players

Feb. 25 Alex Tolbert, WCU  
March 3 Tommy Peterman, GSU  
March 10 Luke Goodwin, DAV  
March 17 A.J. Polichnowski, ETSU  
March 24 Curt Beerman, CIT  
March 31 Nate Shepperson, VMI  
April 7 Tommy Peterman, GSU  
April 14 Tommy Peterman, GSU  
April 21 Bo Betchman, CIT

## 1996 Pitchers

Feb. 25 Scott Musgrave, APP  
March 3 Jim Jordan, FUR  
March 10 Jim Jordan, FUR  
March 17 Clark Maxwell, WCU  
March 24 Dan Stutzman, APP  
March 31 Brian Bain, WCU  
April 7 Tod Lee, GSU  
April 14 Brian Rogers, CIT  
April 24 Brian Rogers, CIT

## 1997 Players

March 3 Michael Holder, GSU  
March 10 Britt Phelps, ETSU  
March 17 Steve Walson, GSU  
March 24 Curt Beerman, CIT  
March 31 Jeremy Bruce, WCU  
April 7 Martin Barrow, WCU  
April 14 Jerry Simmons, CIT  
April 21 Tyson Whitley, GSU

## 1997 Pitchers

March 3 Mark DiFelice, WCU  
March 10 Tod Lee, GSU  
March 17 Dan Stutzman, APP  
March 24 Tom Martin, CIT  
March 31 Brian Rogers, CIT  
April 7 Jay Adams, VMI  
April 14 Clint Sauls, GSU  
April 21 Ryan Foote, FUR

## 1998 Players

March 9 Chuck Koone, WCU  
March 16 Charles Thomas, WCU  
March 23 Jerry Simmons, CIT  
March 30 Jody Pollock, GSU  
April 6 Terrence Smalls, CIT  
April 13 Stephen Crater, APP  
April 20 Kenny Vawter, UNCG  
April 27 Phillip Hartig, CIT

## 1998 Pitchers

March 9 Josh Spradlin, VMI  
March 16 Brian Rogers, CIT  
March 23 Rodney Hancock, CIT  
March 30 Rhett Woehrle, UNCG  
April 6 Lance Surridge, UNCG  
April 13 Izzy Olvera, ETSU  
April 20 Tom Martin, CIT  
April 27 Brian Wiley, CIT

## 1999 Players

March 1 Dustin Langley, GSU  
March 8 Jody Pollock, GSU  
March 15 Ronny Marmol, CofC  
March 22 Jesse Martin, UNCG  
March 29 Rusty Swackhamer, ETSU  
April 4 Brandon Eierman, ETSU  
April 12 Charles Thomas, WCU  
April 19 Ed Pearson, VMI  
April 26 Rusty Swackhamer, ETSU  
May 3 Eric Johnson, WCU  
May 10 Philip Hartig, CIT  
May 17 Matt Easterday, GSU

## 1999 Pitchers

March 1 Wes Self, DAV  
March 8 Brett Lewis, GSU  
March 15 Matt Baber, ETSU  
March 22 Brian Wiley, CIT  
March 29 Travis Parker, CofC  
April 4 Dallas McPherson, CIT  
April 12 Brian Wiley, CIT  
April 19 Brian Wiley, CIT  
April 26 Wes Self, DAV  
May 3 Taft Cable, UNCG  
May 10 Scott Oliver, CofC  
May 17 Rodney Hancock, CIT

## 2000 Players

Feb. 21 Tim Friend, DAV  
Feb. 28 Philip Hartig, CIT  
March 6 Dallas McPherson, CIT  
March 13 Jeremy Purcell, UNCG  
March 20 Scott Henley, GSU  
March 27 Philip Hartig, CIT  
March 27 Scott Henley, GSU  
April 3 Chad Boruff, ETSU  
April 10 Stewart Sloan, DAV  
April 17 Matt Easterday, GSU  
April 24 Philip Hartig, CIT  
May 1 Scott Henley, GSU  
May 8 Kevin Blocker, WOF  
May 17 Chad Boruff, ETSU

## 2000 Pitchers

Feb. 21 Jared Burton, WCU  
Feb. 28 Taft Cable, UNCG  
March 6 Charles Bobo, WOF  
March 13 Ryan Gordon, UNCG  
March 20 Taft Cable, UNCG  
March 27 David Ray, GSU  
April 3 Matt Baber, ETSU  
April 10 Lucas Hocker, CofC  
April 17 Daniel Wheeler, GSU  
April 24 Kyle Bunn, CIT  
May 1 Ryan Gordon, UNCG  
May 8 George Lehr, WOF  
May 15 T.A. Fulmer, CIT

## 2001 Players

Feb. 25 Alan Beck, WCU  
March 5 Shane Schumaker, UNCG  
March 12 Derek Norman, FUR  
March 19 Jason Randall, CIT  
March 26 Matt Lauderdale, CofC  
March 26 Scott Henley, GSU  
April 2 Donovan Minero, WCU  
April 9 Matt Herring, GSU  
April 16 Jesse Martin, UNCG  
April 23 Chris Catanzaro, VMI  
April 30 Nathan Copeland, ETSU  
May 7 Justin Maderer, FUR  
May 14 Darryl Stephens, GSU

## 2001 Pitchers

March 5 Wes Self, DAV  
March 12 Matt Rackers, CofC  
March 19 Tate Osterman, WOF  
March 26 Ryan Basner, WCU  
April 2 Toby David, FUR  
April 9 Eric Talbert, CIT  
April 16 Brett Lewis, GSU  
April 23 Taft Cable, UNCG  
April 23 Randy Corn, CIT  
April 30 Tom Mastny, FUR  
May 7 Dan Foley, WCU  
May 14 Scooter Michael, UNCG

## 2002 Players

Feb. 18 Ryan Schade, WCU  
Feb. 25 Rocky Baker, GSU  
March 6 Matt Herring, GSU  
March 11 Tony Carbone, WOF  
March 18 Ryan Galligan, UNCG  
March 18 Lee Curtis, CofC  
March 25 Donovan Minero, WCU  
March 25 Todd Roper, WCU  
April 2 Tim Friend, DAV  
April 2 Donovan Minero, WCU  
April 8 Jason Sarvis, UNCG  
April 15 A.J. Zickgraf, GSU  
April 22 Chris Downard, APP  
April 29 Chris Emond, DAV  
May 6 Donovan Minero, WCU  
May 13 Lee Curtis, CofC  
May 20 Josh Stackley, CIT

## 2002 Pitchers

Feb. 18	George Lehr, WOF
Feb. 25	Ryan Gordon, UNCG
	Jared Comstock, GSU
March 6	Scooter Michael, UNCG
March 11	Jared Burton, WCU
March 18	Jay Metzger, UNCG
March 25	George Lehr, WOF
April 2	T.A. Fulmer, CIT
April 8	Kyle Shipplett, APP
April 15	Tim Frend, DAV
	Scooter Michael, UNCG
April 22	Tom Mastny, FUR
April 29	Jay Metzger, UNCG
	Raymond Jenkins, CIT
May 6	Tom Mastny, FUR
May 13	Dennis Dove, GSU
May 20	Culley Kline, WOF

## 2003 Players

Feb. 26	Jesse Cole, WOF
March 3	Jon Aughey, CIT
March 11	Chris Ard, CIT
March 17	Lee Curtis, CoFC
March 24	Lee Curtis, CoFC
April 1	Caleb Moore, ETSU
	Sam Navarro, DAV
April 7	Todd Buchanan, WCU
	Alan Beck, WCU
April 14	Matt Lauderdale, CoFC
April 21	Rod Goldston, WCU
April 28	Brett Spivey, CoFC
May 6	Alan Beck, WCU
May 13	Derek Smith, APP
May 20	Brendan Gilligan, GSU

## 2003 Pitchers

Feb. 26	Patrick Griffin, FUR
March 3	Ken Egleton, CIT
March 11	Chris Mason, UNCG
March 17	Ryan Basner, WCU
March 24	Ryan Gordon, UNCG
April 1	Tom Mastny, FUR
April 7	Brett Harker, CoFC
April 14	Derrik Wolpert, DAV
April 21	Reid Price, CoFC
April 28	John Carroll, GSU
May 6	Scooter Michael, UNCG
May 13	Tom Mastny, FUR
May 20	David Mitchell, FUR

## 2004 Players

Feb 23	Greg Dowling, GSU
March 2	Ryan Gordon, UNCG
March 10	Alex Gary, WCU
March 15	Chip Cannon, CIT
March 22	Josh Stackley, CIT
March 29	Brett Gardner, CoFC
April 5	Brett Anderson, CoFC
April 12	Phillip Coker, CoFC
April 19	Blake Church, ETSU
April 26	Case Cassidy, FUR
May 2	Caleb Moore, ETSU
May 10	Phillip Coker, CoFC
May 17	Jay Heafner, DAV
	James Payne, GSU
May 24	Andy Howdeshell, ETSU

## 2004 Pitchers

Feb 23	Brian Akin, DAV
March 2	Nick Stames, UNCG
March 10	Ryan Falcon, UNCG
March 15	Zach Piccola, CoFC
March 22	Matt Garner, Elon
March 29	Sam Perry, FUR
	Jarrett Santos, UNCG
April 5	Ryan Edell, CoFC
April 12	Brian Harrison, GSU
April 19	Josh Lairsey, GSU
April 26	Jonathan Ellis, CIT
May 2	John Carroll, GSU
May 10	Scott Clark, APP
May 17	Brian McCullen, WCU
May 24	Jonathan Ellis, CIT

## 2005 Players

Feb 21	Brian Hastings, CoFC
Feb 28	Caleb Moore, ETSU
March 7	D.J. Wabik, CoFC
March 14	Jason Hurst, GSU
March 21	Byron Barber, CoFC
March 28	Brett Gardner, CoFC
April 4	Jay Heafner, DAV
April 11	Evan Erickson, Elon
April 18	Caleb Moore, ETSU
April 25	Blake Church, ETSU
May 2	Andrew Musashe, DAV
May 9	A.J. Zickgraf, GSU
May 16	Chris Ard, CIT
May 23	Gary Morris, Elon

## 2005 Pitchers

Feb 21	Chris Mason, UNCG
Feb 28	Nick Chigges, CoFC
March 7	Patrick Adams, Elon
March 14	Chris Mason, UNCG
	Brett Harker, CoFC
March 21	Brian Caudill, APP
March 28	Chris Mason, UNCG
April 4	Brian Barnes, WCU
April 11	Lance Cole, Elon
	Jay Heafner, DAV
April 18	Ben Hunter, FUR
April 25	Kevin Regan, Elon
May 2	Danny Meszaros, CoFC
May 9	Chris Mason, UNCG
	Dustin Evans, GSU
May 16	Andy Carter, DAV
May 23	Griff Beckham, CIT
	Nick Hollstegge, FUR

## 2006 Players

Feb 20	Chris Swauger, CIT
Feb. 27	Greg Dowling, GSU
March 7	Tony Maccani, FUR
March 13	Chris Price, Elon
March 20	Steven Strausbaugh, WCU
March 27	Trey McDaniel, WCU
April 3	A.J. Davidiuk, FUR
April 10	Graham Maiden, CoFC
April 17	A.J. Davidiuk, FUR
April 24	Case Cassidy, FUR
May 1	Robert Rodebaugh, Elon
	Guy Welsh, UNCG
May 8	Robert Rodebaugh, Elon
May 15	Jermaine Mitchell, UNCG
May 22	Jonathan Greene, WCU

## 2006 Pitchers

Feb 20	Lance Cole, Elon
Feb. 27	Jay Heafner, DAV
March 7	Nick Holstegge, FUR
March 13	Tyler Sexton, WCU
March 20	Danny Meszaros, CoFC
March 27	Danny Meszaros, CoFC
April 3	Steven Hensley, Elon
April 10	Steven Hensley, Elon
April 17	Chad Tilley, Elon
April 24	Everett Teaford, GSU
May 1	Patrick Currin, UNCG
May 8	Greg Holland, WCU
May 15	Nick Chigges, CoFC
May 22	Justin Smith, CIT

## 2007 Players

Feb. 19	Zach Brown, CIT
Feb. 26	Kenny Smith, WCU
March 5	David Rubinstein, APP
March 12	John Ingram, WCU
March 19	Matt Webb, DAV
March 26	Alex Garabedian, CoFC
April 2	Barrett Shaft, WCU
April 9	Richard Jones, CIT
April 16	Chase Austin, Elon
April 23	Alex Garabedian, CoFC
April 30	Mike Economos, GSU
May 7	Brandon Waring, WOF
May 14	Kenny Smith, WCU
May 21	Wes Hobson, APP

## 2007 Pitchers

Feb. 19	Garrett Sherrill, APP
Feb. 26	Ben Austin, WOF
March 5	Justin Smith, CIT
March 12	Jeff Beliveau, CoFC
March 19	Will Romanowicz, Elon
March 26	Jay Jackson, FUR
April 2	Ryan Falcon, UNCG
	Steven Hensley, Elon
April 9	Zach Booker, Elon
April 16	Matt Crim, CIT
April 23	Greg Holland, WCU
April 30	Chris Masters, WCU
May 7	Tyler Sexton, WCU
May 14	Nicholas Karow, FUR
May 21	Matt Klinker, FUR

## 2008 Players

Feb. 25	Michael Harrington, CoFC
March 3	Corey Overholtzer, UNCG
March 10	Ricky Orton, UNCG
March 17	Chris Shehan, GSU
March 24	Chris Shehan, GSU
March 31	Greg Feltes, UNCG
April 7	Cory Harrilchak, Elon
April 14	Joey Rodgers, FUR
April 21	Brandon Sizemore, CoFC
April 28	Ty Wright, GSU
May 5	Ricky Orton, UNCG
May 12	Michael Harrington, CoFC
May 19	Jeremie Tice, CoFC

## 2008 Pitchers

Feb. 25	Asher Wojciechowski, CIT
March 3	Jay Jackson, FUR
	Matt Reifsnider, CIT
March 10	Jimmy Reyes, Elon
March 17	Matt Crim, CIT
March 24	Chip Hunt, WOF
March 31	Chris Masters, WCU
April 7	Nick Karow, FUR
April 14	Wes Wrenn, CIT
April 21	Jay Jackson, FUR
	Chris Masters, WCU
April 28	Jesse Simpson, CoFC
May 5	Chris Masters, WCU
May 12	Matt Andress, APP
May 19	Spencer Hale, FUR

## 2009 Players

Feb. 23	Joash Brodin, CoFC
March 2	Justin Hilt, Elon
March 9	Griffin Benedict, GSU
March 16	Richard Jones, CIT
March 23	Stephen Notaro, WCU
March 30	Mike Melillo, Elon
	Cole Rakar, CoFC
April 6	Chris McGuinness, CIT
April 13	Bennett Davis, Elon
April 20	Pat Irvine, Elon
April 27	Dallas Tarleton, Elon
May 4	Matt Mansilla, CoFC
May 11	Joey Bergman, CoFC
May 18	A.J. Wirnsberger, GSU

## 2009 Pitchers

Feb. 23	Zach Garrett, CIT
March 2	Daniel Ottone, WCU
March 9	David Peterson, CoFC
March 16	Jesse Simpson, CoFC
March 23	Chris Masters, WCU
March 30	Drew Mahaffey, CIT
April 6	Jimmy Reyes, Elon
April 13	Corey Martin, WCU
April 20	Chris Mederos, GSU
April 27	Mike Frongello, DAV
May 4	Chris Masters, WCU
May 11	David Peterson, CoFC
May 18	Matt Crim, CIT

## 2010 Players

Feb. 22	Corey Overholtzer, UNCG
March 1	Andrew Barna, DAV
March 8	Will Owens, FUR
March 15	David Schulze, SAM
March 22	Rob Kral, CoFC
March 29	Ryan Adams, Elon
April 5	Mike Melillo, Elon
April 12	Tyler Kirkpatrick, WCU
April 19	Matt Leeds, CoFC
April 26	Wes Hobson, APP
May 3	Rob Kral, CoFC
May 10	Mac Doyle, WOF
May 17	Kyle Blackburn, GSU
May 24	Justin Mackert, CIT

## 2010 Pitchers

Feb. 22	Asher Wojciechowski, CIT
March 1	Matt Andress, APP
March 8	Jason Sullivan, WCU
March 15	Asher Wojciechowski, CIT
March 22	Kevin Decker, CoFC
March 29	Andy Moye, GSU
April 5	Nathan Hyatt, APP
April 12	Andy Moye, GSU
	Chris Patterson, APP
April 19	Jimmy Reyes, Elon
April 26	Matt Talley, CIT
May 3	Matt Murray, GSU
May 10	Josh Martin, SAM
May 17	Matt Talley, CIT
May 24	Ken Ferrer, Elon

## 2011 Players

Feb. 21	Ross Heffley, WCU
Feb. 28	Steve Cochran, GSU
March 7	Neal Pritchard, Elon
March 14	Mac Doyle, WOF
March 21	Saxon Butler, SAM
March 28	Mac Doyle, WOF
April 4	Victor Roache, GSU
April 11	Daniel Aldrich, CoFC
April 18	Victor Roache, GSU
April 25	Stephen Notaro, WCU
May 2	Matt Leeds, CoFC
	Sebastian Gomez, Elon
May 9	Preston Troutman, APP
May 16	Cody Walker, UNCG
May 23	Ross Heffley, WCU

# PLAYERS/PITCHERS OF THE WEEK



## 2011 Pitchers

Feb. 21 Tyler Wood, FUR  
Feb. 28 Lawrence Pardo, APP  
March 7 Chris Lamb, DAV  
March 14 Chris Beck, GSU  
March 21 Dylan Cole, FUR  
March 28 Lex Rutledge, SAM  
April 4 Ryan Arrowood, APP  
April 11 Nathan Hyatt, APP  
April 18 Ryan Arrowood, APP  
Logan Cribb, CIT  
April 25 Taylor Miller, APP  
May 2 Thomas Girdwood, Elon  
May 9 Cash Collins, WOF  
May 16 Warren Slack, UNCG  
May 23 Bobby Lyne, FUR

## 2012 Players

Feb. 20 Saxon Butler, SAM  
Feb. 27 Thomas Troelstrup, UNCG  
March 5 Will Owens, FUR  
March 12 Ross Heffley, WCU  
March 19 Will Callaway, APP  
March 26 Brandon Murray, CoFC  
April 2 Alex Swim, Elon  
April 9 Paul Nitto, FUR  
April 16 Bradley Goodson, CoFC  
April 23 Tyler Tewell, APP  
April 30 Daniel Aldrich, CoFC  
Saxon Butler, SAM  
Phillip Ervin, SAM  
May 7 Daniel Aldrich, CoFC  
May 14 Saxon Butler, SAM

## 2012 Pitchers

Feb. 20 Eric Eck, WOF  
Feb. 27 Ryan Arrowood, APP  
March 5 Ryan West, CoFC  
March 12 Josh Martin, SAM  
March 19 Dylan Clark, Elon  
March 26 Seth Grant, APP  
April 2 Chris Beck, GSU  
April 9 Brandon Yarusi, WOF  
April 16 Henry Sisson, DAV  
April 23 Cash Collins, WOF  
April 30 Spencer Medick, Elon  
May 7 Stephen Gary, FUR  
May 14 Jordan Smith, WCU  
May 21 Cash Collins, WOF

## 2013 Players

Feb. 18 Tommy Corbin, SAM  
Feb. 25 Josh Hyman, WOF  
March 4 Drew DeKerlegand, CIT  
March 11 Tyler White, WCU  
March 18 Bo Thompson, CIT  
March 25 C.K. Irby, SAM  
April 1 Cambric Moye, UNCG  
April 8 Ryan Kinsella, Elon  
April 15 Brandon Murray, CoFC  
April 22 Adam Martin, WCU  
April 29 Johnathan Stokes, CIT  
May 6 Greg Harrison, FUR  
May 13 Noah Holmes, APP  
May 21 Tyler Griffin, CIT

## 2013 Pitchers

Feb. 18 Jamie Nunn, APP  
Feb. 25 Adam Curtis, WCU  
March 4 C.K. Irby, SAM  
March 11 Nate Smith, FUR  
March 18 Kyle Webb, Elon  
March 25 C.K. Irby, SAM  
April 1 Sam Agnew-Wieland, APP  
April 8 Sam Agnew-Wieland, APP  
April 15 Brandon Yarusi, WOF  
April 22 Jeremy Null, WCU  
April 29 Austin Pritcher, CIT  
May 6 Matt Pegler, CoFC  
May 13 Austin Pritcher, CIT  
May 21 Nick Neitzel, DAV

## 2014 Players

Feb. 17 Heath Quinn, SAM  
Feb. 24 Stryker Brown, GSU  
March 3 Aaron Mizell, GSU  
March 10 Forrest Brandt, DAV  
March 17 Adam Martin, WCU  
March 24 Jordan McDonald, UNCG  
March 31 Tyler Filliben, SAM  
April 7 Dillon Dobson, APP  
April 14 Matt Brill, APP  
April 21 Bradley Strong, WCU  
April 28 Hunter King, UNCG  
May 5 Jacob Hoyle, WCU  
May 12 Jordan Simpson, FUR  
May 19 Tyler Zupcic, APP

## 2014 Pitchers

Feb. 17 Jeremy Null, WCU  
Feb. 24 Jake Stalzer, Elon  
March 3 Jake Stalzer, Elon  
March 10 Lucas Bakker, Elon  
March 17 Lucas Bakker, Elon  
March 24 Ryan Frederick, GSU  
March 31 Jeremy Null, WCU  
April 7 Josh Wirsu, GSU  
April 14 Tyler Frazier, UNCG  
April 21 Parker Curry, SAM  
April 28 Danny Mooney, DAV  
May 5 Jacques de Gruy, FUR  
May 12 Sam Howard, GSU  
May 19 Jeremy Null, WCU

## 2015 Players

Feb. 16 Trey York, ETSU  
Feb. 23 Damon Waller, SAM  
March 2 Trey York, ETSU  
March 9 Zac MacAnaney, UNCG  
March 16 Kevin Phillips, ETSU  
March 23 Kyle Lewis, MER  
March 30 Austin Edens, SAM  
April 6 Conor Clancey, WOF  
April 13 Matt Smith, WCU  
April 20 Austin Edens, SAM  
April 27 James Plaisted, WOF  
May 4 Kyle Lewis, MER  
May 11 Conor Clancey, WOF  
May 18 Hagen Owenby, ETSU

## 2015 Pitchers

Feb. 16 B.J. Nobles, WCU  
Feb. 23 Ryan Askew, MER  
March 2 Adam Scott, WOF  
March 9 Eric Nyquist, MER  
March 16 Luke Leftwich, WOF  
March 23 Eric Nyquist, MER  
March 30 Grant Papelian, MER  
April 6 James Reeves, CIT  
April 13 Grant Schuermann, FUR  
April 20 Ryan Clark, UNCG  
April 27 Matthew Quarles, FUR  
May 4 Chad Sykes, UNCG  
May 11 James Reeves, CIT  
May 18 Jimmy Nesselt, ETSU

## 2016 Players

Feb. 22 Heath Quinn, SAM  
Feb. 29 Heath Quinn, SAM  
March 7 Kyle Lewis, MER  
March 14 Peyton Maddox, VMI  
March 21 Bryson Bowman, WCU  
March 28 Kramer Ferrell, WCU  
April 4 Carter Grote, FUR  
April 11 Kramer Ferrell, WCU  
April 18 L.J. Kalawaia, UNCG  
April 25 Alex Lee, SAM  
May 2 Hagen Owenby, ETSU  
May 9 Deon Sanders, FUR  
May 16 Andrew Bullock, WCU  
May 22 Hunter Swilling, SAM

## 2016 Pitchers

Feb. 22 JP Sears, CIT  
Feb. 29 Ryan Askew, MER  
March 7 Josh Winder, VMI  
March 14 Matthew Milburn, WOF  
March 21 Tristan Baker, WCU  
March 28 JP Sears, CIT  
April 4 Andrew Wantz, UNCG  
April 11 Parker Curry, SAM  
April 18 Matt Frisbee, UNCG  
April 25 Bryan Sammons, WCU  
May 2 Elliot Lance, WOF  
May 9 Will Gaddis, FUR  
May 16 Adam Scott, WOF  
May 22 Will Gaddis, FUR

## PLAYER AND PITCHER OF THE WEEK TOTALS

	Player	Pitcher	Total
The Citadel	36	64	100
Western Carolina	59	41	100
Georgia Southern*	43	32	75
College of Charleston*	37	22	59
UNCG	22	32	54
Furman	17	34	51
Appalachian State*	19	25	44
Elon*	18	23	41
Davidson*	17	16	33
ETSU	26	6	32
Wofford	11	19	30
Samford	17	7	24
Marshall*	5	6	11
VMI	6	5	11
Mercer	3	5	8

\* Former member

## REPEAT WEEKLY AWARD WINNERS

### Player

**5 times**  
Phillip Hartig, CIT (1998-2000)

**4 times**  
Scott Henley, GSU (2000-01)  
Donovan Minero, WCU (2001-02)  
Lee Curtis, CoFC (2002-03)  
Caleb Moore, ETSU (2003-05)  
Saxon Butler, SAM (2011-12)

**3 times**  
Johnny McCraw, APP (1989-91)  
Grant Brittain, WCU (1990)  
Rod Walker, ETSU (1991-92)  
Tommy Peterman, GSU (1996)  
Alan Beck, WCU (2001-03)  
Mac Doyle, WOF (2010-11)  
Daniel Aldrich, CoFC (2011-12)  
Ross Heffley, WCU (2011-12)  
Heath Quinn, SAM (2014-16)  
Kyle Lewis, MER (2015-16)

### Pitcher

**6 times**  
Chris Masters, WCU (2007-09)

**5 times**  
Tom Mastny, FUR (2001-03)  
Chris Mason, UNCG (2003-05)

**4 times**  
Brian Rogers, CIT (1996-98)  
Brian Wiley, CIT (1998-99)  
Taft Cable, UNCG (1999-2001)  
Ryan Gordon, UNCG (2000-03)  
Scooter Michael, UNCG (2001-03)  
Jeremy Null, WCU (2013-14)

**3 times**  
Richard Shirer, CIT (1990)  
Ken Britt, CIT (1990-92)  
Gettys Glaze, CIT (1992)  
Chris Maxwell, WCU (1995-96)  
Wes Self, DAV (1999-2001)  
George Lehr, WOF (2000-02)  
Danny Meszaros, CoFC (2005-06)  
Steven Hensley, Elon (2006-07)  
Jay Jackson, FUR (2007-08)  
Matt Crim, CIT (2007-09)  
Asher Wojciechowski, CIT (2008-10)  
Jimmy Reyes, Elon (2008-10)  
Ryan Arrowood, APP (2011-12)  
Cash Collins, WOF (2011-12)



PLAYER	YEAR	PITCHER
<b>Player</b> Ryan Gordon, UNCG Byron Barber, CofC David Dufour, WOF	<b>2004</b> February March April	<b>Pitcher</b> Lance Cole, Elon Jarrett Santos, UNCG Ryan Falcon, UNCG
<b>Player</b> Evan Erickson, Elon D.J. Wabick, CofC Jay Heafner, DAV Chris Campbell, CofC	<b>2005</b> February March April	<b>Pitcher</b> Charles Vartanian, WOF Brett Harker, CofC Kevin Regan, Elon
<b>Player</b> Greg Dowling, GSU Blake Murphy, WCU Robert Rodebaugh, Elon A.J. Daviduik, FUR Jermaine Mitchell, UNCG	<b>2006</b> February March April May	<b>Pitcher</b> Lance Cole, Elon Danny Meszaros, CofC Steven Hensley, Elon Chad Tilley, Elon
<b>Player</b> David Rubenstein, APP Kenny Smith, WCU Ben Lasater, CofC Brandon Waring, WOF	<b>2007</b> February March April May	<b>Pitcher</b> Garrett Sherrill, APP Steven Hensley, Elon Nick Chigges, CofC Drew Saberhagen, WCU
<b>Player</b> Shane Kirkley, WOF Chris Shehan, GSU Ty Wright, GSU Jeremie Tice, CofC	<b>2008</b> February March April May	<b>Pitcher</b> Steven Hensley, Elon Steven Hensley, Elon Jay Jackson, FUR Jesse Lewter, Elon
<b>Player</b> Joash Brodin, CofC Joey Bergman, CofC Isaac Harrow, APP A.J. Wirnsberger, GSU	<b>2009</b> February March April May	<b>Pitcher</b> Garrett Ozar, WCU Drew Mahaffey, CIT Zach Quate, APP Chris Mederos, GSU
<b>Player</b> Andrew Barna, DAV David Schulze, SAM Wes Hobson, APP Kyle Behrendt, WOF Justin Mackert, CIT	<b>2010</b> February March April May	<b>Pitcher</b> Matt Andress, APP Jake Brown, GSU Chris Patterson, APP Jimmy Reyes, Elon
<b>Player</b> Matt Leeds, CofC Eric Phillips, GSU Victor Roache, GSU Victor Roache, GSU	<b>2011</b> February March April May	<b>Pitcher</b> Austin Pritcher, CIT Lex Rutledge, SAM Ryan Arrowood, APP Jake Zokan, CofC
<b>Player</b> Saxon Butler, SAM Daniel Kassouf, APP Marty Gantt, CofC Brandon Miller, SAM	<b>2012</b> February March April May	<b>Pitcher</b> Rob Marcello, APP Seth Grant, APP Ryan Arrowood, APP Josh Martin, SAM
<b>Player</b> Tyler Griffin, CIT Gunnar Heidt, CofC Will Callaway, APP Joe Jackson, CIT	<b>2013</b> February March April May	<b>Pitcher</b> Austin Pritcher, CIT Spencer Medick, Elon Austin Pritcher, CIT Tyler Moore, APP
<b>Player</b> Stryker Brown, GSU Adam Martin, WCU Hunter King, UNCG Drew McWhorter, SAM	<b>2014</b> February March April May	<b>Pitcher</b> Jeremy Null, WCU Lucas Bakker, Elon Jordan Smith, WCU Sam Howard, GSU
<b>Player</b> Trey York, ETSU Kyle Lewis, MER Alex Lee, SAM Charlie Madden, MER	<b>2015</b> February March April May	<b>Pitcher</b> Will Stillman, WOF Ryan Clark, UNCG Morgan Pittman, MER Eric Nyquist, MER
<b>Player</b> Heath Quinn, SAM Kyle Lewis, MER Austin Edens, SAM Hagen Owenby, ETSU	<b>2016</b> February March April May	<b>Pitcher</b> Will Stillman, WOF Chad Sykes, UNCG Elliot Lance, WOF Will Gaddis, FUR



UNCG's Ryan Gordon was the first SoCon player of the month in February 2004.

## PLAYER AND PITCHER OF THE MONTH TOTALS

	Player	Pitcher	Total
Appalachian State*	5	9	14
College of Charleston*	10	4	14
Elon*	2	12	14
Georgia Southern*	8	3	11
Samford	7	2	9
Wofford	4	4	8
The Citadel	3	4	7
UNCG	3	4	7
Western Carolina	3	4	7
Mercer	3	2	5
Furman	1	2	3
Davidson*	2	0	2
ETSU	2	0	2

\* Former member

## REPEAT MONTHLY AWARD WINNERS

### Player

#### 2 times

Victor Roach, GSU (2011)  
Kyle Lewis, MER (2015-16)

### Pitcher

#### 4 times

Steven Hensley, Elon (2006-08)

#### 3 times

Austin Pritcher, CIT (2011-13)

#### 2 times

Lance Cole, Elon (2004-06)  
Ryan Arrowood, APP (2011-12)  
Will Stillman, WOF (2015-16)



Elon's Steven Hensley was honored a record four times as pitcher of the month.

# ALL-CONFERENCE TEAMS



## COACHES' SELECTIONS UNLESS OTHERWISE NOTED

### 1960

P Dick Almes, CIT  
P Charlie Revere, UR  
C Chuck Boone, UR  
1B Dick Jones, CIT  
2B Paul Popovich, WVU  
SS Alan Cole, UR  
3B Howard Mikytuck, CIT  
OF Tom Clary, CIT  
OF Joe Gedro, VMI  
OF Dickie Snead, VT

### 1961

P Lee Melear, VT  
P Tom Shafer, WVU  
C Tony Carmighani, FUR  
1B Dick Jones, CIT  
2B Eddie Hite, VT  
SS Weldon Eddins, VMI  
3B Phil Chewning, FUR  
OF Jerry Buchanan, CIT  
OF Larry Abbott, FUR  
OF Tom Booker, UR

### 1962

P Frank Griffith, UR  
P Tom Shafer, WVU  
C Gil Minor, VMI  
1B Mel Rideout, UR  
2B Joe Hatalla, WVU  
SS Tom Stepp, WVU  
3B Bill Whaley, CIT  
OF Bill Pashe, GWU  
OF Bobby Stewart, UR  
OF Jim Procopio, WVU

### 1963

P Lee Melear, VT  
P Joe Jeran, WVU  
C Jim Procopio, WVU  
1B Steve Berzansky, WVU  
2B Joe Hatalla, WVU  
SS Donnie White, VMI  
3B Al McNamee, UR  
OF Bobby Stewart, UR  
OF Dave Blake, VT  
OF Tom Green, VT

### 1964

P Percy Sensabaugh, VMI  
P John Radosevich, WVU  
C Don Douglas, UR  
1B Steve Berzansky, WVU  
2B Charles Jennings, FUR  
SS Donnie White, VMI  
3B Ingram Haley, FUR  
OF Rick Smyre, DAV  
OF Mike Holloran, GWU  
OF Bill Marovic, WVU

### 1965

P Percy Sensabaugh, VMI  
P John Radosevich, WVU  
C Ron Renner, WVU  
1B Phil King, FUR  
2B Richie Sharff, UR  
SS Jim Hyder, DAV  
3B Pete Britton, UR  
OF Tom Porter, CIT  
OF Mike Holloran, GWU  
OF Don Hetzel, WVU

### 1966

P Jim Raynor, ECU  
P Vaughn Kovach, WVU  
C Richard Narron, ECU  
1B Jim Clay, WVU  
2B Richie Sharff, UR  
SS Frank Jenness, UR  
3B Tim Hill, GWU  
OF Wayne Britton, ECU  
OF Ed Thorne, ECU  
OF Mike Holloran, GWU

### 1967

P Dennis Burke, ECU  
P Dick Balderson, UR  
P Jerry Meadows, WVU  
C Richard Narron, ECU  
1B Tom Green, UR  
2B Lynn Smith, ECU  
SS Joe Lalli, GWU  
3B Bob Beaham, WVU  
OF Jim Snyder, ECU  
OF Tom Parke, WVU  
OF Chuck Albertson, W&M

### 1968

P Hank Bunnell, GWU  
P Denny Taylor, WVU  
C Eric Spink, GWU  
1B Jerry Blackwell, CIT  
2B Choppy Morris, CIT  
SS Mike Ross, CIT  
3B Steve Kennedy, UR  
OF Gordon Slade, DAV  
OF Jimmy Snyder, ECU  
OF John Medlin, W&M

### 1969

P Tom Harrison, FUR  
P Hank Bunnell, GWU  
C Buster Holland, CIT  
1B John Campbell, FUR  
2B J.C. Hanks, VMI  
3B Tim White, VMI  
SS Mike Ross, CIT  
3B Marvin Haley, FUR  
OF Gordon Slade, DAV  
OF Carey Anderson, ECU  
OF Rich Richardson, W&M

### 1970

P Ron Hastings, ECU  
P Hank Bunnell, GWU  
C Stan Sneed, ECU  
1B Tom Bondurant, UR  
2B Dennis Vick, ECU  
SS Bob Dennis, GWU  
3B Jerry Wise, CIT  
OF John Bledsoe, CIT  
OF Gordon Slade, DAV  
OF Bubba Hooker, W&M

### 1971

P Doug Pounder, CIT  
P John Katona, FUR  
C Harold Wilkerson, DAV  
Stan Sneed, ECU  
1B Tom Bondurant, UR  
2B Dick Corrada, ECU  
SS Reggie Dunnavant, UR  
3B Jerry Wise, CIT  
OF Mike Aldridge, ECU  
OF Neil Eichelberger, FUR  
OF Bruce Wright, UR

### 1972

P Ray Yeoman, CIT  
P John Katona, FUR  
C Paul Plunkett, CIT  
1B Ron Sanders, CIT  
2B Marshall Owen, UR  
SS Reggie Dunnavant, UR  
3B Ralph Lamm, ECU  
OF George Weicker, DAV  
OF Les Keenan, UR  
OF Jeff Steckroth, W&M

### 1973

P Tommy Toms, ECU  
P Roger Hatcher, UR  
C Bill Harris, W&M  
1B Steve Anspaugh, APP  
2B Marshall Owen, UR  
SS Mike Ramsey, APP  
3B Frank Dziadul, APP  
OF Robbie Williams, APP  
OF Steve Arrington, CIT  
OF Mike Hogan, ECU

### 1974

P Dave LaRussa, ECU  
P Todd Brenizer, FUR  
C Mark Rodgman, DAV  
1B Ron Staggs, ECU  
2B Ken Feaster, CIT  
SS Mike Ramsey, APP  
3B Steve Becker, W&M  
OF Steve Anspaugh, APP  
OF Mike Hogan, ECU  
OF Charlie Talley, UR

### 1975

P Hank Welch, CIT  
P Jeff Boteler, UR  
P Joel Tew, DAV  
C Mark Hodgman, DAV  
1B George Weicker, DAV  
2B Bob Mitchell, UR  
SS Mike Ramsey, APP  
3B Steve Becker, W&M  
OF Gene Dotson, CIT  
OF Paul Martin, CIT  
OF Randy Howell, FUR  
DH Billy Wieters, CIT

### 1976

P Chris Mensing, FUR  
P Renie Martin, UR  
C John Nichols, FUR  
1B Richard Wieters, CIT  
2B Steve Bryant, ECU  
SS Kevin Harvey, UR  
3B Randy Ingram, APP  
OF Paul Martin, CIT  
OF Joe Roenker, ECU  
OF Randy Howell, FUR  
DH Russell Lee, FUR

### 1977

P Richard Wieters, CIT  
P Mickey Britt, ECU  
P Pete Conaty, ECU  
C Bob Lapple, DAV  
John Rulli, MAR  
Kelly Lombard, VMI  
1B Sonny Wooten, ECU  
2B Chris Plemmons, APP  
SS Wayne Tolleson, WCU  
3B Randy Ingram, APP  
OF Eddie Gates, ECU  
OF Randy Howell, FUR  
OF Everette Smith, FUR  
OF Dave McElhaney, W&M  
DH Keith Ebersole, WCU

### 1978

P Mike Pendleton, CIT  
P Martin Rivera, CIT  
C Bob Lapple, DAV  
1B Ronnie Brower, APP  
2B Chris Plemmons, APP  
SS Wayne Tolleson, WCU  
3B Randy Ingram, APP  
OF Joey Moffitt, APP  
OF Randy Rosiek, MAR  
OF John Baker, UTC  
DH Keith Ebersole, WCU

### 1979

P Frank Galloway, CIT  
P Mike Pendleton, CIT  
C Bob Lapple, DAV  
1B Harry Severino, MAR  
2B Bob Roma, FUR  
SS Randy Ingle, APP  
3B Gary Robinette, ETSU  
OF John Porter, DAV  
OF Jeff Coppinger, UTC  
OF Willie Carpenter, WCU  
DH John Baker, UTC

### 1980

P Mike Pendleton, CIT  
P Jeff Andrews, ETSU  
C Mel Williamson, CIT  
Tom Alesio, FUR  
Phil Hubbard, VMI  
1B Don Ingle, WCU  
2B Ken Sholl, UTC  
SS Dave Cardwell, ETSU  
3B Gary Robinette, ETSU  
OF John Porter, DAV  
OF Joey Moffitt, APP  
OF Bryan Snyder, ETSU  
OF Willie Carpenter, WCU  
DH Greg Hill, MAR

### 1981

P Jeff Barkley, CIT  
P Mike Sullivan, MAR  
C Philip Gordon, DAV  
Greg Hill, MAR  
1B John Barlowe, APP  
2B Tom Sams, APP  
SS Mike Knox, CIT  
3B Chris Hust, ETSU  
OF Tony Martin, ETSU  
OF Bryan Snyder, ETSU  
OF Mel Kinsey, WCU  
DH Robbie Peele, APP

### 1982

P Kirk Bailey, APP  
P Jeff Barkley, CIT  
C Phil Hubbard, VMI  
2B B.J. Hinson, ETSU  
SS Mike Knox, CIT  
3B Todd Sager, MAR  
OF Wayne Dannenberg, ETSU  
OF Marcus Velazquez, ETSU  
OF Terry Smith, FUR  
DH Pete Camelo, APP

### 1983

P Mike Cherry, CIT  
P Bryan Augsburger, VMI  
C Greg Johnson, WCU  
1B Charlie Fonville, WCU  
2B Mike Nipper, ETSU  
SS Greg Hill, MAR  
3B Todd Sager, MAR  
OF Robbie Peele, APP  
OF Tony Martin, ETSU  
OF David Hill, WCU  
DH Alan Hurt, CIT

### 1984

P Pete Hardee, APP  
P Scott Gay, WCU  
C Rock Hurst, FUR  
1B Charlie Fonville, WCU  
2B Jamie Harris, APP  
SS Tim Jones, CIT  
3B Todd Sager, MAR  
OF Tony Welborn, APP  
OF Lee Glaze, CIT  
OF Fred Hailey, WCU  
DH Kent Alexander, APP

# ALL-CONFERENCE TEAMS

## 1985

### North Division

P Rich Bosley, APP  
P J.D. McKinney, MAR  
C Brad Long, APP  
1B Greg Weddle, VMI  
2B Marc Hodges, APP  
SS Chris Finwood, VMI  
3B Lawrence Sluder, APP  
OF Tony Welborn, APP  
OF Chip Cook, MAR  
OF Terry Thompson, MAR  
DH Lee James, APP

### South Division

P Mike Monte, CIT  
P Scott Gay, WCU  
C Rock Hurst, FUR  
1B David Hyatt, WCU  
2B Keith Helfant, DAV  
SS Tim Jones, CIT  
3B David Turgeon, DAV  
OF Bill Masse, DAV  
OF Mike Carson, WCU  
OF Fred Hailey, WCU  
DH Skip Nelloms, WCU

## 1986

### North Division

P Kevin Simmons, APP  
P Len Stratton, APP  
C Brad Long, APP  
1B Greg Weddle, VMI  
2B Gary Sibyan, VMI  
SS Scott Church, ETSU  
3B Jeff Barr, ETSU  
OF Andre Crawford, APP  
OF Ed Dubiel, APP  
OF Billy Patton, ETSU  
DH Mike Rambo, ETSU

### South Division

P Mike Monte, CIT  
P Steve Condon, DAV  
C Dan Simonds, DAV  
1B Rick Hardwick, CIT  
2B Keith Helfant, DAV  
SS Alan Lewis, DAV  
3B David Turgeon, DAV  
OF Lee Glaze, CIT  
OF Mike Carson, WCU  
OF Fred Hailey, WCU  
DH Pat Riley, WCU

## 1987

### North Division

P Len Stratton, APP  
P Mike Prince, ETSU  
C Brad Long, APP  
1B Tommy Green, APP  
2B Gary Sibyan, VMI  
SS Chris Finwood, VMI  
3B Lawrence Sluder, APP  
OF Ed Dubiel, APP  
OF Will Edwards, ETSU  
OF Rob Morrison, MAR  
DH Ben Walker, VMI

### South Division

P Steve Condon, DAV  
P Stewart Keyes, WCU  
C Dan Simonds, DAV  
1B Bob Thomas, FUR  
2B Billy Swails, CIT  
SS Alan Lewis, DAV  
3B David Turgeon, DAV  
OF Bill Masse, DAV  
OF Fred Hailey, WCU  
OF Skip Nelloms, WCU  
DH Clint Fairey, WCU

## 1988

### North Division

P Stacey Schneider, APP  
P Rick Tuttle, APP  
C Andy Beasley, VMI  
1B Tommy Green, APP  
2B Gary Sibyan, VMI  
SS Chris Finwood, VMI  
3B Jeff Morgan, ETSU  
OF Keith Nail, APP  
OF Will Edwards, ETSU  
OF Steve Meredith, ETSU  
DH Darron Healey, APP

### South Division

P Greg Wilcox, DAV  
P Paul Menhart, WCU  
C Kevin Vickery, CIT  
1B Clint Fairey, WCU  
2B Billy Swails, CIT  
SS Danny Greene, FUR  
3B Tom Malchesky, WCU  
OF Roy Vilardi, DAV  
OF Keith LeClair, WCU  
OF Skip Nelloms, WCU  
DH Billy Baker, CIT

## 1989

P Pete Palmer, APP  
P Matt Gore, CIT  
C Brent Williams, FUR  
1B Clint Fairey, WCU  
2B Billy Swails, CIT  
SS Steve Hollins, APP  
3B Gary Chandler, APP  
OF Garrett Hinshaw, APP  
OF Scott Waugh, APP  
OF Jason Nixon, MAR  
OF John Parrott, VMI  
DH Gettys Glaze, CIT  
Mark Poarch, WCU

## 1990

P Ken Britt, CIT  
P Mike Montgomery, ETSU  
C Andy Beasley, VMI  
1B Marshall Simpson, VMI  
2B Grant Brittain, WCU  
SS Dave Piepenbrink, MAR  
3B Matt Raleigh, WCU  
OF Scott Waugh, APP  
OF Anthony Jenkins, CIT  
OF Jimbo Thornton, ETSU  
DH Billy Baker, CIT

## 1991

P Will Ertel, FUR  
P Phillip Grundy, WCU  
C Brent Williams, FUR  
1B Todd Raleigh, WCU  
2B Rodney Tesh, WCU  
3B Dan McDonnell, CIT  
SS Phillip Tobin, CIT  
3B Matt Raleigh, WCU  
OF Scott Waugh, APP  
OF Craig McLaughlin, FUR  
OF Kevin Bellomo, WCU  
DH Gettys Glaze, CIT

## 1992

P Gettys Glaze, CIT  
P Dallas Rinehart, ETSU  
C Randy DeBruhl, APP  
1B Rod Walker, ETSU  
2B Doug Eder, GSU  
SS Matt Raleigh, WCU  
3B Kevin Hallman, GSU  
OF Vic Correll, CIT  
OF Todd Greene, GSU  
OF Joey Cox, WCU  
DH Willando Ficklin, GSU

## 1993

P Paul Thornton, GSU  
P Jason Beverlin, WCU  
C Brett Boretti, DAV  
1B Chris Lemonis, CIT  
2B Rodney Hennon, WCU  
SS Rick Bender, DAV  
3B Kevin Hallman, GSU  
OF Todd Greene, GSU  
OF Dallas Monday, ETSU  
OF Scott Lyman, WCU  
DH Phillip Grundy, WCU

## 1994

P William Rushing, GSU  
P Jason Beverlin, WCU  
C Brett Boretti, DAV  
1B Clay Hall, DAV  
2B Matt Wilson, GSU  
SS Wade Evans, ETSU  
3B Kevin Hallman, GSU  
OF Will Shellman, APP  
OF Jazz Freitas, DAV  
OF Mike Tidick, WCU  
DH David Young, APP

## 1995

P Britt Reames, CIT  
P William Rushing, GSU  
C Steve Wilson, GSU  
1B Alex Tolbert, WCU  
2B Adam Cross, ETSU  
SS David Groseclose, VMI  
3B Eric Whitson, WCU  
OF Garrick Haltiwanger, CIT  
OF Ryan Glynn, VMI  
OF Jody Henson, WCU  
DH Shane Owenby, APP

## 1996

P Julio Ayala, GSU  
P Tod Lee, GSU  
C Scott Garrett, APP  
1B Tommy Peterman, GSU  
2B Chris Rodriguez, APP  
SS Bradley James, ETSU  
3B Bo Betchman, CIT  
OF Garrick Haltiwanger, CIT  
OF Mark Hamlin, GSU  
OF Antoine Moran, GSU  
DH Scott Musgrave, APP

## 1997

P Brian Rogers, CIT  
P Tod Lee, GSU  
C Michael Holder, GSU  
1B Alex Tolbert, WCU  
2B Bo Betchman, CIT  
SS Terrance Smalls, CIT  
3B A.J. Polichnowski, ETSU  
OF Kenny Osborne, APP  
OF Jerry Simmons, CIT  
OF Martin Barrow, WCU  
DH Britt Phelps, ETSU

## 1998

*First Team*  
P Mark DiFelice, WCU  
P Lee Long, WOF  
RP Tom Martin, CIT  
C Stephen Crater, APP  
1B Philip Hartig, CIT  
2B Dominic Pattie, UNCG  
SS Chris Moore, WCU  
3B Mike Berrier, APP  
OF Linwood Davis, UNCG  
OF Kenny Vawter, UNCG  
OF Martin Barrow, WCU  
DH Mike DeSimone, DAV

## Second Team

P Brian Rogers, CIT  
P Corey McDonald, UNCG  
RP Jason Parson, UNCG  
C Frankie Ward, WCU  
1B Jim Morrill, FUR  
2B Jody Pollock, GSU  
SS Terrence Smalls, CIT  
3B Aaron Haigler, CIT  
OF Jerry Simmons, CIT  
OF Rusty Swackhamer, ETSU  
OF Jeremy Purcell, UNCG  
DH Brandon Eierman, ETSU

## 1999

### First Team

P Lucas Hocker, CofC  
P Brian Wiley, CIT  
RP Jay Morgan, CIT  
C Ronny Marmol, CofC  
1B Philip Hartig, CIT  
2B Billy Colome, CofC  
SS Chris Moore, WCU  
3B Eric Walker, VMI  
OF Brandon Eierman, ETSU  
OF Eric Johnson, WCU  
OF Charles Thomas, WCU  
DH Scott Thompkins, VMI

### Second Team

P Rodney Hancock, CIT  
P Matt Baber, ETSU  
RP Brett Davey, CofC  
C Ed Sparks, ETSU  
1B Steve Harris, WCU  
2B Jody Pollock, GSU  
SS Travis Blevins, ETSU  
3B Joey Foxhall, CofC  
OF Travis Howell, CofC  
OF Chris Morris, CIT  
OF Rusty Swackhamer, ETSU  
DH Tommy John, FUR

## 2000

### First Team

P David Ray, GSU  
P Ryan Gordon, UNCG  
RP Ian Ostlund, VMI  
C Ed Sparks, ETSU  
1B Philip Hartig, CIT  
2B Matt Easterday, GSU  
SS Wes Timmons, APP  
3B Carlos Love, GSU  
OF Eric Walker, VMI  
OF Chris Morris, CIT  
OF Tim Frend, DAV  
OF Jeremy Purcell, UNCG  
DH Dallas McPherson, CIT

### Second Team

P Ron Colvard, CIT  
P Matt Baber, ETSU  
RP Taft Cable, UNCG  
C Mike Goldman, VMI  
1B Chris Behne, APP  
2B Tavy Smalls, CIT  
OF Shane Schumaker, UNCG  
SS Ben Brown, DAV  
3B Cassidy Lundin, DAV  
OF John Durik, GSU  
OF Jeff Smith, UNCG  
OF Charles Thomas, WCU  
DH Steve Johnson, VMI



# ALL-CONFERENCE TEAMS



## 2001

### First Team

P Eric Talbert, CIT  
P Brett Lewis, GSU  
RP Randy Corn, CIT  
C Matt Lauderdale, CoFC  
James Marino, DAV  
1B Philip Hartig, CIT  
2B Shane Schumaker, UNCG  
SS Wes Timmons, APP  
3B Dallas McPherson, CIT  
OF Nathan Copeland, ETSU  
OF Alan Beck, WCU  
OF Donovan Minero, WCU  
DH Scott Henley, GSU

### Second Team

P Toby David, FUR  
P Taft Cable, UNCG  
RP Andy Hutchings, CoFC  
C Justin Maderer, FUR  
1B Andy Baxter, ETSU  
2B Adam Etherington, FUR  
SS Jemel Spearman, GSU  
3B Derek Norman, FUR  
OF Tim Frend, DAV  
OF Matt Herring, GSU  
OF Darryl Stephens, GSU  
OF Chris Walker, GSU  
DH Billy Ryan, DAV

## 2002 Coaches

### First Team

P Ryan Johnson, CoFC  
P Scooter Michael, UNCG  
RP Randy Corn, CIT  
C Matt Lauderdale, CoFC  
1B Todd Buchanan, WCU  
2B Jason Sarvis, UNCG  
SS Ryan Schade, WCU  
3B Lee Curtis, CoFC  
OF Brett Spivey, CoFC  
OF Matt Herring, GSU  
OF Donovan Minero, WCU  
DH Ryan Gordon, UNCG

### Second Team

P Matt Hamer, CIT  
P Reid Casey, ETSU  
RP George Lehr, WOF  
C Brendan Gilligan, GSU  
1B Dominic Frankey, FUR  
2B Chad Hall, GSU  
SS Jemel Spearman, GSU  
3B Matt Lein, WOF  
OF Tim Frend, DAV  
OF Chris Walker, GSU  
OF Alan Beck, WCU  
DH Chris Davis, WCU

## 2002 Media

### First Team

P Ryan Johnson, CoFC  
P Scooter Michael, UNCG  
RP Randy Corn, CIT  
C Matt Lauderdale, CoFC  
1B Todd Buchanan, WCU  
2B Jason Sarvis, UNCG  
SS Ryan Schade, WCU  
3B Lee Curtis, CoFC  
OF Brett Spivey, CoFC  
OF Matt Herring, GSU  
OF Donovan Minero, WCU  
DH Ryan Gordon, UNCG

## 2003

### First Team

P T.A. Fulmer, CIT  
P Jeff Stovall, FUR  
RP George Lehr, WOF  
C Brendan Gilligan, GSU  
1B Chip Cannon, CIT  
2B Chad Hall, GSU  
SS Tony Carbone, WOF  
3B Matt Lein, WOF  
OF Tim Frend, DAV  
OF Alan Beck, WCU  
OF Strat Stavrou, WOF  
DH Chris Davis, WCU

## 2003 Coaches

### First Team

P Tom Mastny, FUR  
P Jarrett Santos, UNCG  
RP David Mitchell, FUR  
C Matt Lauderdale, CoFC  
1B Chip Cannon, CIT  
2B Lee Curtis, CoFC  
SS Andy Howdeshell, ETSU  
3B Chris Ard, CIT  
OF Brendan Gilligan, GSU  
OF Alan Beck, WCU  
OF Rod Goldston, WCU  
DH Ryan Gordon, UNCG

### Second Team

P Dennis Dove, GSU  
P Derrick Hawk, WCU  
RP Matt Hamer, CIT  
C Derek Norman, FUR  
1B Todd Buchanan, WCU  
2B Jason Sarvis, UNCG  
SS Wayne Kilmer, WCU  
3B Carlos Love, GSU  
OF Brett Spivey, CoFC  
OF Brook Dantzler, CIT  
OF Sam Navarro, DAV  
DH Grant Burruss, GSU

## 2003 Media

### First Team

P Tom Mastny, FUR  
P Derrick Hawk, WCU  
RP David Mitchell, FUR  
C Matt Lauderdale, CoFC  
1B Chip Cannon, CIT  
2B Lee Curtis, CoFC  
SS Andy Howdeshell, ETSU  
3B Chris Ard, CIT  
OF Brett Spivey, CoFC  
OF Alan Beck, WCU  
OF Rod Goldston, WCU  
DH Ryan Gordon, UNCG

### Second Team

P Jarrett Santos, UNCG  
P Ryan Basner, WCU  
RP Matt Hamer, CIT  
C Derek Norman, FUR  
1B Todd Buchanan, WCU  
2B Jason Sarvis, UNCG  
SS Wayne Kilmer, WCU  
3B Carlos Love, GSU  
OF Brook Dantzler, CIT  
OF Brendan Gilligan, GSU  
OF Brian Casey, WOF  
DH Grant Burruss, GSU

## 2004

### Coaches

### First Team

P Ryan Johnson, CoFC  
P Jonathan Ellis, CIT  
RP Brett Harker, CoFC  
C Caleb Moore, ETSU  
1B Chip Cannon, CIT  
2B Gary Morris, Elon  
SS Andy Howdeshell, ETSU  
3B Jess Easterling, CoFC  
OF Byron Barber, CoFC  
OF Brett Gardner, CoFC  
OF Brandon Long, GSU  
DH Grant Burruss, GSU

### Second Team

P Brian Akin, DAV  
P John Carroll, GSU  
RP Jarrett Santos, UNCG  
C Drew Davis, Elon  
1B Brett Anderson, CoFC  
1B Greg Dowling, GSU  
2B Chris Campbell, CoFC  
SS Tony Carbone, WOF  
3B Danny Valencia, UNCG  
OF Phillip Coker, CoFC  
OF Grant Rembert, Elon  
OF Ryan Gordon, UNCG  
DH David Dufour, WOF

## 2004 Media

### First Team

P Ryan Johnson, CoFC  
P Jonathan Ellis, CIT  
RP Brett Harker, CoFC  
C Caleb Moore, ETSU  
1B Chip Cannon, CIT  
2B Gary Morris, Elon  
SS Andy Howdeshell, ETSU  
3B Jess Easterling, CoFC  
OF Byron Barber, CoFC  
OF Brett Gardner, CoFC  
OF Brandon Long, GSU  
DH Grant Burruss, GSU

### Second Team

P Reid Price, CoFC  
P Brian Akin, DAV  
RP Jay Heafner, DAV  
C Matt Kirkpatrick, CoFC  
Alex Entekin, DAV  
1B Brett Anderson, CoFC  
2B Chris Campbell, CoFC  
SS Eli Benefield, DAV  
3B Danny Valencia, UNCG  
OF Josh Stackley, CIT  
OF Grant Rembert, Elon  
OF James Payne, GSU  
DH Chris Price, Elon

## 2005 Coaches

### First Team

P Chris Mason, UNCG  
P Everett Teaford, GSU  
RP Brett Harker, CoFC  
C Caleb Moore, ETSU  
1B D.J. Wabick, CoFC  
2B Chris Campbell, CoFC  
SS Chuck Hargis, ETSU  
3B Jay Heafner, DAV  
OF Brett Gardner, CoFC  
OF Jason Hurst, GSU  
OF James Payne, GSU  
OF Phillip Coker, CoFC  
DH Blake Church, ETSU  
Brett Anderson, CoFC

## 2005

## 2005 Media

### First Team

P Danny Gemma, CoFC  
P Chris Mason, UNCG  
RP Brett Harker, CoFC  
C Caleb Moore, ETSU  
1B D.J. Wabick, CoFC  
2B Chris Campbell, CoFC  
SS Chuck Hargis, ETSU  
3B Jay Heafner, DAV  
OF Brett Gardner, CoFC  
OF Jason Hurst, GSU  
OF Shane Byrne, ETSU  
DH Brett Anderson, CoFC

### Second Team

P Reid Price, CoFC  
P Everett Teaford, GSU  
RP Caleb Moore, ETSU  
C Alex Entekin, DAV  
1B Evan Erickson, Elon  
2B Nick Crowe, ETSU  
SS Brad Peisel, APP  
3B Logan Phillips, GSU  
OF Chris Price, Elon  
OF Phillip Coker, CoFC  
OF James Payne, GSU  
DH Blake Church, ETSU

## 2006 Coaches

### First Team

P Nick Chigges, CoFC  
P Everett Teaford, GSU  
RP Josh McLaughlin, CoFC  
C Tony Maccani, FUR  
1B Greg Dowling, GSU  
2B Ronnie Shore, DAV  
SS A.J. Davidiuk, FUR  
3B Jonathan Greene, WCU  
OF Chris Swauger, CIT  
OF Chris Price, Elon  
OF Jermaine Mitchell, UNCG  
OF Steven Strausbaugh, WCU  
DH Robert Rodebaugh, Elon

### Second Team

P Danny Meszaros, CoFC  
P Matt Chastain, Elon  
RP Patrick Currin, UNCG  
C Blake Murphy, WCU  
1B Case Cassidy, FUR  
2B Chris Campbell, CoFC  
SS Jay Heafner, DAV  
3B Jess Easterling, CoFC  
OF Phillip Coker, CoFC  
OF Gregory Zage, DAV  
OF Grant Rembert, Elon  
DH Sonny Meade, CIT

# ALL-CONFERENCE TEAMS

## 2006 Media

### First Team

P Nick Chiggles, CofC  
P Everett Teaford, GSU  
RP Josh McLaughlin, CofC  
C Tony Maccani, FUR  
1B Greg Dowling, GSU  
2B Ronnie Shore, DAV  
SS A.J. Davidiuk, FUR  
3B Jess Easterling, CofC  
OF Chris Price, Elon  
OF Jermaine Mitchell, UNCG  
OF Steven Strausbaugh, WCU  
DH Robert Rodebaugh, Elon

### Second Team

P Danny Meszaros, CofC  
P Matt Chastain, Elon  
RP Chad Tilley, Elon  
C Blake Murphy, WCU  
1B Case Cassidy, FUR  
2B Chris Campbell, CofC  
SS Jay Heafner, DAV  
3B Jonathan Greene, WCU  
OF Chris Swauger, CIT  
OF Philip Coker, CofC  
OF Grant Rembert, Elon  
DH Rob Wilson, DAV

## 2007 Coaches

### First Team

P Nick Chiggles, CofC  
P Drew Saberhagen, WCU  
RP Greg Holland, WCU  
C Blake Murphy, WCU  
1B Zach Brown, CIT  
2B Kenny Smith, WCU  
SS Oliver Marmol, CofC  
3B Brandon Waring, WOF  
OF David Rubinstein, APP  
OF Michael Harrington, CofC  
OF Barrett Shaft, DAV  
DH Rob Wilson, DAV

### Second Team

SP Steven Hensley, Elon  
SP Ryan Falcon, UNCG  
RP A.J. Battisto, GSU  
C Alex Garabedian, CofC  
1B Graham Maiden, CofC  
2B Chris Campbell, CofC  
3B Ben Lasater, CofC  
SS Jason Altenhof, APP  
OF Sonny Meade, CIT  
OF Chris Swauger, CIT  
OF Steven Strausbaugh, WCU  
DH Richard Jones, CIT

## 2007 Media

### First Team

SP Nick Chiggles, CofC  
SP Drew Saberhagen, WCU  
RP Greg Holland, WCU  
C Blake Murphy, WCU  
1B Zach Brown, CIT  
2B Kenny Smith, WCU  
SS Oliver Marmol, CofC  
3B Brandon Waring, WOF  
OF David Rubinstein, APP  
OF Michael Harrington, CofC  
OF Jonathan Greene, WCU  
DH Richard Jones, CIT

### Second Team

SP Steven Hensley, Elon  
SP Ryan Falcon, UNCG  
RP Matt Webb, DAV  
C Alex Garabedian, CofC  
1B John Ingram, WCU  
2B Chris Campbell, CofC  
SS Mike Gilmartin, WOF  
3B Ben Lasater, CofC  
OF Patrick Irvine, Elon  
OF Mike Economos, GSU  
OF Steven Strausbaugh, WCU  
DH Rob Wilson, DAV

## 2008 Coaches

### First Team

P Steven Hensley, Elon  
P Jay Jackson, FUR  
RP Thomas Girdwood, Elon  
C Blake Murphy, WCU  
1B Michael Harrington, CofC  
2B Brandon Sizemore, CofC  
SS Jason Altenhof, APP  
3B Jeremie Tice, CofC  
OF Chris Swauger, CIT  
OF Cory Harrilchak, Elon  
OF Chris Shehan, GSU  
DH Ty Wright, GSU

### Second Team

P Matt Andress, APP  
P Greg Martin, UNCG  
RP Nick Karow, FUR  
C Griffin Benedict, GSU  
1B Ricky Orton, UNCG  
2B Nick Liles, WCU  
SS Michael Gilmartin, WOF  
3B AJ Wirmsberger, GSU  
OF David Rubinstein, APP  
OF Sonny Meade, CIT  
OF David Richardson, GSU  
OF Gabe Marchant, CofC  
DH Reese Wade, FUR

## 2008 Media

### First Team

SP Steven Hensley, Elon  
SP Jay Jackson, FUR  
RP Tom Girdwood, Elon  
C Blake Murphy, WCU  
1B Michael Harrington, CofC  
2B Brandon Sizemore, CofC  
SS Jason Altenhof, APP  
3B Jeremie Tice, CofC  
OF Sonny Meade, CIT  
OF Cory Harrilchak, Elon  
OF Chris Shehan, GSU  
DH Ty Wright, GSU

### Second Team

SP Drew Murray, GSU  
SP Mike Tavernier, WCU  
RP Nick Karow, FUR  
C Dallas Tarleton, Elon  
1B Ricky Orton, UNCG  
2B Nick Liles, WCU  
SS Mike Hentz, CofC  
3B Bennett Davis, Elon  
OF David Rubinstein, APP  
OF Gabe Marchant, CofC  
OF Chris Swauger, CIT  
DH Reese Wade, FUR

## 2009 Coaches

### First Team

P Wes Wrenn, CIT  
P Chris Mederos, GSU  
RP Zach Quate, APP  
C Thomas Girdwood, Elon  
1B Chris McGuiness, CIT  
2B Brandon Sizemore, CofC  
SS Brent Greer, WCU  
3B Joey Bergman, CofC  
OF Sonny Meade, CIT  
OF Cory Harrilchak, Elon  
OF Pat Irvine, Elon  
DH Ryan Daniels, CofC

### Second Team

P Jesse Simpson, CofC  
P Jimmy Reyes, Elon  
RP Drew Mahaffey, CIT  
C Griffin Benedict, GSU  
1B Joash Brodin, CofC  
2B Wes Hobson, APP  
SS Michael Gilmartin, WOF  
3B Chase Austin, Elon  
OF Rand Smith, APP  
OF Matt Mansilla, CofC  
OF Clay McCord, CofC  
DH Danny Weiss, DAV

### All-Freshman

David Peterson, CofC  
David Greene, CIT  
Nick Orvin, CIT  
Drew Gadaire, DAV  
Jordan Darnell, Elon  
Zeth Stone, Elon  
Matt Murray, GSU  
Eric Phillips, GSU  
Colin Snow, GSU  
Ross Heffley, WCU  
Konstantine Diamaduros, WOF  
James Foster, WOF

## 2009 Media

### First Team

P Wes Wrenn, CIT  
P Chris Mederos, GSU  
RP Zach Quate, APP  
C Griffin Benedict, GSU  
1B Chris McGuiness, CIT  
2B Brandon Sizemore, CofC  
SS Brent Greer, WCU  
3B Joey Bergman, CofC  
OF Matt Mansilla, CofC  
OF Sonny Meade, CIT  
OF Pat Irvine, Elon  
DH Ryan Daniels, CofC

### Second Team

P Jesse Simpson, CofC  
P Jimmy Reyes, Elon  
RP Thomas Girdwood, Elon  
C Richard Jones, CIT  
1B Joash Brodin, CofC  
2B Wes Hobson, APP  
SS Michael Gilmartin, WOF  
3B Isaac Harrow, APP  
OF Rand Smith, APP  
OF Clay McCord, CofC  
OF Cory Harrilchak, Elon  
DH Danny Weiss, DAV

## 2010 Coaches

### First Team

SP Asher Wojciechowski, CIT  
SP Jimmy Reyes, Elon  
RP Chris Patterson, APP  
C Mike Melillo, Elon  
1B Kyle Blackburn, GSU  
2B Wes Hobson, APP  
SS Neal Pritchard, Elon  
3B Matt Leeds, CofC  
OF Cole Rakar, CofC  
OF Jose Rodriguez, CofC  
OF David Schulze, SAM  
DH Mac Doyle, WOF



Western Carolina's Greg Holland was a first-team all-conference selection in 2007. Holland was a two-time All-Star (2013-14) for the Kansas City Royals and had 32 saves for the 2015 World Series winners before an injury ended his season in September of that year.

# ALL-CONFERENCE TEAMS



## Second Team

SP Kevin Decker, CoFC  
SP Matt Benedict, WCU  
RP Lex Rutledge, SAM  
C Rob Kral, CoFC  
1B Greg Blake, CoFC  
2B Bryan Altman, CIT  
SS Eric Phillips, GSU  
3B Kyle Behrendt, WOF  
OF Nick Orvin, CIT  
OF Shawn Payne, GSU  
OF Matt Hinson, Elon  
OF Wayne Miller, SAM  
DH Jerod Faggart, APP

## All-Freshman

Hector Crespo, APP  
Ryan Stetson, APP  
Christian Powell, CoFC  
Michael Clevinger, CIT  
Andrew Barna, DAV  
Alex Swim, Elon  
Kyle Webb, Elon  
Will Muzika, FUR  
Michael Burrus, GSU  
Arthur Owens, GSU  
Harry Slade, UNCG  
Lex Rutledge, SAM

## 2010 Media

### First Team

SP Asher Wojciechowski, CIT  
SP Jimmy Reyes, Elon  
RP Chris Patterson, APP  
C Rob Kral, CoFC  
1B Kyle Blackburn, GSU  
2B Wes Hobson, APP  
SS Neal Pritchard, Elon  
3B Matt Leeds, CoFC  
OF Cole Rakar, CoFC  
OF Jose Rodriguez, CoFC  
OF David Schulze, SAM  
DH Mac Doyle, WOF

## Second Team

SP Kevin Decker, CoFC  
SP Matt Benedict, WCU  
RP Lex Rutledge, SAM  
C Mike Melillo, Elon  
1B Greg Blake, CoFC  
2B Bryan Altman, CIT  
SS Eric Phillips, GSU  
3B Kyle Behrendt, WOF  
OF Matt Hinson, Elon  
OF Shawn Payne, GSU  
OF Trevor Collias, WCU  
DH Jerod Faggart, APP

## 2011 Coaches

### First Team

SP Josh Renfro, CoFC  
SP Andy Moye, GSU  
SP Warren Slack, UNCG  
RP Matt Murray, GSU  
C Trevor Edwards, UNCG  
1B Saxon Butler, SAM  
2B Ross Heffley, WCU  
SS Eric Phillips, GSU  
3B Matt Leeds, CoFC  
OF Daniel Aldrich, CoFC  
OF Nick Orvin, CIT  
OF Victor Roache, GSU  
DH Stephen Notaro, WCU

## Second Team

SP Christian Powell, CoFC  
SP Kyle Putkonen, SAM  
RP Andrew Jones, SAM  
C Rob Kral, CoFC  
1B Aaron Thompson, FUR  
2B Sebastian Gomez, Elon  
SS Neal Pritchard, Elon  
3B Austin Schultz, WCU  
OF Shawn Payne, GSU  
OF Phillip Ervin, SAM  
OF Brandon Miller, SAM  
DH Mac Doyle, WOF

## All-Freshman

Preston Troutman, APP  
Daniel Aldrich, CoFC  
Drew DeKerlegand, CIT  
Joe Jackson, CIT  
Forrest Brandt, DAV  
Sebastian Gomez, Elon  
David Whitehead, Elon  
Brandon Browne, UNCG  
Phillip Ervin, SAM  
C.K. Irby, SAM  
Aaron Attaway, WCU  
Adam Martin, WCU

## 2011 Media

### First Team

SP Josh Renfro, CoFC  
SP Andy Moye, GSU  
RP John Brebbia, Elon  
C Rob Kral, CoFC  
1B Saxon Butler, SAM  
2B Ross Heffley, WCU  
SS Eric Phillips, GSU  
3B Matt Leeds, CoFC  
OF Daniel Aldrich, CoFC  
OF Victor Roach, GSU  
OF Phillip Ervin, SAM  
DH Stephen Notaro, WCU

## Second Team

SP Ryan Arrowood, APP  
SP Christian Powell, CoFC  
RP Matt Murray, GSU  
C Trevor Edwards, UNCG  
1B Aaron Thompson, FUR  
2B Sebastian Gomez, Elon  
SS Neal Pritchard, Elon  
3B Austin Schultz, WCU  
OF Jack Myers, APP  
OF Nick Orvin, CIT  
OF Shawn Payne, GSU  
DH Mac Doyle, WOF


## 2012 Coaches

### First Team

SP Christian Powell, CoFC  
SP Josh Martin, SAM  
RP Preston Hatcher, WCU  
C Alex Swim, Elon  
1B Saxon Butler, SAM  
2B Ross Heffley, WCU  
SS Will Callaway, APP  
3B Eric Phillips, GSU  
OF Marty Gantt, CoFC  
OF Phillip Ervin, SAM  
OF Brandon Miller, SAM  
DH Daniel Kassouf, APP

## Second Team

SP Ryan Arrowood, APP  
SP Brandon Yarusi, WOF  
RP C.K. Irby, SAM  
C Brad Moss, SAM  
1B Ryan Kinsella, Elon  
2B Hector Crespo, APP  
SS Bradley Goodson, CoFC  
3B Thomas Troelstrup, UNCG  
OF Tyler Tewell, APP  
OF Tyler Zupcic, APP  
OF Brandon Murray, CoFC  
DH Jacob Hoyle, WCU



**Appalachian State right-hander Ryan Arrowood earned all-conference honors in 2011 and 2012. Arrowood went 11-0 in 2012 and was the media's pick for SoCon Pitcher of the Year.**

## All-Freshman

Brandon Burris, APP  
Jamie Nunn, APP  
Kevin Connell, CIT  
Mason Davis, CIT  
Henry Sisson, DAV  
Chris Ohmstede, FUR  
Elliott Warford, FUR  
Tyler Avera, GSU  
Chase Griffin, GSU  
Jacob Hoyle, WCU  
Jeremy Null, WCU  
Bradley Strong, WCU

## 2012 Media

### First Team

SP Ryan Arrowood, APP  
SP Christian Powell, CoFC  
RP Preston Hatcher, WCU  
C Alex Swim, Elon  
1B Saxon Butler, SAM  
2B Ross Heffley, WCU  
SS Will Callaway, APP  
3B Eric Phillips, GSU  
OF Tyler Tewell, APP  
OF Marty Gantt, CoFC  
OF Brandon Miller, SAM  
DH Daniel Kassouf, APP

## Second Team

SP Matt Pegler, CoFC  
SP Josh Martin, SAM  
RP Kyle Owings, CoFC  
C Brad Moss, SAM  
1B Ryan Kinsella, Elon  
2B Hector Crespo, APP  
SS Bradley Goodson, CoFC  
3B Rob Harding, CoFC  
OF Tyler Zupcic, APP  
OF Phillip Ervin, SAM  
OF Mac Doyle, WOF  
DH C.K. Irby, SAM

## 2013 Coaches

### First Team

SP Jamie Nunn, APP  
SP Austin Pritcher, CIT  
RP Preston Hatcher, WCU  
C Joe Jackson, CIT  
1B Ryan Kinsella, Elon  
2B Hector Crespo, APP  
SS Aaron Attaway, WCU  
3B Tyler White, WCU  
OF Christian Wolfe, UNCG  
OF Phillip Ervin, SAM  
OF Julian Ridings, WCU  
DH C.K. Irby, SAM

## Second Team

SP Kyle Webb, Elon  
SP Jeremy Null, WCU  
RP Skylar Hunter, CIT  
C Adam Martin, WCU  
1B Alex Abrams, FUR  
2B Blake Butler, CoFC  
2B Mason Davis, CIT  
SS Will Callaway, APP  
3B Trevor Edwards, UNCG  
OF Brandon Murray, CoFC  
OF Hughston Armstrong, CIT  
OF Christian Durdaller, SAM  
DH Bo Thompson, CIT

## All-Freshman

Jaylin Davis, APP  
Dillon Dobson, APP  
Blake Butler, CoFC  
Nathan Helvey, CoFC  
Carl Wise, CoFC  
Skylar Hunter, CIT  
Sam Foy, DAV  
Jordan Simpson, FUR  
Ryan Clark, UNCG  
Benigno Marrero, UNCG  
Richard Greene, SAM  
Jonathan Waszak, WCU  
Will Stillman, WOF



## 2013 Media

### First Team

SP Jamie Nunn, APP  
SP Austin Pritcher, CIT  
RP Preston Hatcher, WCU  
C Joe Jackson, CIT  
1B Ryan Kinsella, Elon  
2B Hector Crespo, APP  
SS Aaron Attaway, WCU  
3B Tyler White, WCU  
OF Christian Wolfe, UNCG  
OF Christiaan Durdaller, SAM  
OF Phillip Ervin, SAM  
OF Julian Ridings, WCU  
DH C.K. Irby, SAM

### Second Team

SP Kyle Webb, Elon  
SP Jeremy Null, WCU  
RP Skylar Hunter, CIT  
C Adam Martin, WCU  
1B Calvin Orth, CIT  
2B Blake Butler, CofC  
SS Will Callaway, APP  
3B Chris Ohmstede, FUR  
OF Brandon Murray, CofC  
OF Hughston Armstrong, CIT  
OF Sebastian Gomez, Elon  
DH Bo Thompson, CIT

## 2014 Coaches

### First Team

SP Josh Wirsu, GSU  
SP Jordan Smith, WCU  
RP Andres Gracia, SAM  
C Adam Martin, WCU  
1B Jacob Hoyle, WCU  
2B Hunter King, UNCG  
2B Bradley Strong, WCU  
SS Dillon Dobson, APP  
SS Hunter Burton, FUR  
3B Sean Guite, UNCG  
OF Forrest Brandt, DAV  
OF Lee Miller, DAV  
OF Casey Jones, Elon  
DH Ryan Lowe, DAV

### Second Team

SP Danny Mooney, DAV  
SP Jeremy Null, WCU  
RP Jason Richman, GSU  
C Drew McWhorter, SAM  
1B Greg Harrison, FUR  
2B Michael Pierson, APP  
SS Jordan McDonald, UNCG  
3B Chris Ohmstede, FUR  
OF Drew DeKerlegand, CIT  
OF Nathan Becker, DAV  
OF Eric Kalbfleisch, UNCG  
OF Heath Quinn, SAM  
DH Bo Thompson, CIT

### All-Freshman

Matt Brill, APP  
Dallas DeVrieze, APP  
Tyler Stroup, APP  
Garrett Chapman, GSU  
Ryan Cleveland, GSU  
Matt Harris, Elon  
Nick Zammarelli, Elon  
Carter Grote, FUR  
Adam Swim, UNCG  
Jared Brasher, SAM  
T.J. Dixon, SAM  
Heath Quinn, SAM  
Bryan Sammons, WCU



**VMI middle infielder Jordan Tarsovich was a first-team all-conference pick and was selected in the 22nd round of the 2015 MLB First-Year Player Draft by the Los Angeles Dodgers in the Keydets' first year back in the SoCon.**

## 2014 Media

### First Team

SP Josh Wirsu, GSU  
SP Jordan Smith, WCU  
RP Andres Gracia, SAM  
C Adam Martin, WCU  
1B Jacob Hoyle, WCU  
2B Michael Pierson, APP  
SS Tyler Filliben, SAM  
3B David Daniels, DAV  
OF Drew DeKerlegand, CIT  
OF Forrest Brandt, DAV  
OF Casey Jones, Elon  
DH Ryan Lowe, DAV

### Second Team

SP Danny Mooney, DAV  
SP Jeremy Null, WCU  
RP Tyler Powell, WCU  
C Drew McWhorter, SAM  
1B Greg Harrison, FUR  
2B Hunter King, UNCG  
SS Jordan McDonald, UNCG  
3B Chris Ohmstede, FUR  
OF Lee Miller, DAV  
OF Stryker Brown, GSU  
OF Aaron Mizell, GSU  
OF Heath Quinn, SAM  
DH Bo Thompson, CIT

## 2015 Coaches

### First Team

SP James Reeves, CIT  
SP Eric Nyquist, MER  
RP Andres Gracia, SAM  
C Matt Winn, VMI  
1B Conor Clancey, WOF  
2B Bradley Strong, WCU  
SS Jordan Tarsovich, VMI  
3B Hunter Swilling, SAM  
OF Connor Walsh, CIT  
OF Kyle Lewis, MER  
OF Heath Quinn, SAM  
DH Austin Edens, SAM

### Second Team

SP Ryan Clark, UNCG  
SP Matthew Milburn, WOF  
RP Morgan Pittman, MER  
C Danny Bermudez, WCU  
1B Alex Lee, SAM  
2B Trey York, ETSU  
SS Matt Meeder, MER  
3B Chris Ohmstede, FUR  
OF Eric Kalbfleisch, UNCG  
OF Will Connerley, VMI  
OF James Plaisted, WOF  
DH Matt Ramsay, WOF

### All-Freshman

Drew Ellis, CIT  
JP Sears, CIT  
Hagen Owenby, ETSU  
Blake Chisolm, FUR  
Will Gaddis, FUR  
Trey Truitt, MER  
Jackson Ware, MER  
Andrew Wantz, UNCG  
Austin Edens, SAM  
Brandon Barbary, VMI  
Collin Fleischer, VMI  
Adam Scott, WOF

## 2015 Media

### First Team

SP James Reeves, CIT  
SP Matthew Milburn, WOF  
RP Andres Gracia, SAM  
C Matt Winn, VMI  
1B Conor Clancey, WOF  
2B Bradley Strong, WCU  
SS Jordan Tarsovich, VMI  
3B Hunter Swilling, SAM  
OF Connor Walsh, CIT  
OF Kyle Lewis, MER  
OF Eric Kalbfleisch, UNCG  
DH Austin Edens, SAM

### Second Team

SP Eric Nyquist, MER  
SP Alex Ledford, SAM  
RP Will Stillman, WOF  
C Richard Greene, SAM  
1B Alex Lee, SAM  
2B Trey York, ETSU  
SS Matt Meeder, MER  
3B Chris Ohmstede, FUR  
OF Jake Jones, FUR  
OF Heath Quinn, SAM  
OF James Plaisted, WOF  
DH Matt Smith, WCU

## 2016 Coaches

### First team

SP Will Gaddis, FUR  
SP Parker Curry, SAM  
RP Andrew Wantz, UNCG  
C Hagen Owenby, ETSU  
1B Matt Smith, WCU  
2B Trey York, ETSU  
SS Matt Meeder, MER  
3B Collin Woody, UNCG  
OF Kyle Lewis, MER  
OF L.J. Kalawaia, UNCG  
OF Heath Quinn, SAM  
DH Austin Edens, SAM

### Second team

SP Ryan Askew, MER  
SP Matt Milburn, WOF  
RP Colton Davis, WCU  
C Danny Bermudez, WCU  
1B Alex Lee, SAM  
2B Ben Spitznagel, UNCG  
SS Derek Hirsch, WOF  
3B Blake Rowlett, ETSU  
OF Trey Truitt, MER  
OF Bryson Bowman, WCU  
OF Kramer Ferrell, WCU  
DH Dillon Stewart, UNCG

### All-Freshman team

Ben Peden, CIT  
Jake Crawford, FUR  
Jabari Richards, FUR  
Conard Broom, MER  
Kevin Coulter, MER  
Matt Frisbee, UNCG  
Andrew Moritz, UNCG  
Cesar Trejo, UNCG  
Stephen Jones, SAM  
Matt Pita, VMI  
Josh Winder, VMI  
Andrew Bullock, WCU

## 2016 Media

### First team

SP Will Gaddis, FUR  
SP Parker Curry, SAM  
RP Andrew Wantz, UNCG  
C Hagen Owenby, ETSU  
1B Matt Smith, WCU  
2B Trey York, ETSU  
SS Matt Meeder, MER  
3B Collin Woody, UNCG  
OF Kyle Lewis, MER  
OF L.J. Kalawaia, UNCG  
OF Heath Quinn, SAM  
DH Austin Edens, SAM

### Second team

SP Ryan Askew, MER  
SP Matt Milburn, WOF  
RP Will Stillman, WOF  
C Danny Bermudez, WCU  
1B Collin Fleischer, VMI  
2B Ben Spitznagel, UNCG  
SS Robby McCabe, ETSU  
3B Blake Rowlett, ETSU  
OF Jabari Richards, FUR  
OF Trey Truitt, MER  
OF Bryson Bowman, WCU  
DH Dillon Stewart, UNCG

# SOCON ALL-TOURNAMENT TEAMS



## 1990

P Richard Shirer, CIT  
C Gettys Glaze, CIT  
1B Brad Niethammer, APP  
2B Grant Brittain, WCU  
SS Dave Piepenbrink, MAR  
3B Doug Jones, APP  
OF Billy Baker, CIT (MVP)  
OF Chris Stone, FUR  
OF Rodney Tesh, WCU  
DH Mike Hilton, WCU

## 1991

P Jack Kimel, WCU  
C Brent Williams, FUR (MVP)  
1B Rodney Tesh, WCU  
2B John Key, APP  
SS Nathan Dunn, ETSU  
3B Matt Raleigh, WCU  
OF Scott Waugh, APP  
OF Kevin Bellomo, WCU  
OF Joey Cox, WCU  
DH Dallas Rhinehart, ETSU

## 1992

P Jim Carragher, GSU  
C Mike Darnell, GSU  
1B Bryan Wiggins, GSU  
2B Doug Eder, GSU  
SS Chris Petersen, GSU  
3B Eric Whitson, WCU  
OF Mike Miller, GSU  
OF Joey Cox, WCU (MVP)  
OF Scott Lyman, WCU  
DH Gettys Glaze, CIT

## 1993

P Jason Beverlin, WCU  
C Roy Hurst, WCU  
1B Chris Lemonis, CIT  
2B Matt Wilson, GSU  
SS David Groseclose, VMI  
3B Louie Napoleon, VMI  
OF Dale Sistare, CIT  
OF Rob Doherty, WCU  
OF Mike Tidick, WCU  
DH Phillip Grundy, WCU (MVP)

## 1994

P Britt Reames, CIT  
C Brett Boretti, DAV  
1B Marc Striker, WCU  
2B John Connolly, WCU  
SS Jermaine Shuler, CIT (MVP)  
3B Bo Betchman, CIT  
OF Garrick Haltiwanger, CIT  
OF Louie Napoleon, VMI  
OF Mike Tidick, WCU  
DH Donald Morillo, CIT

## 1995

P Donald Morillo, CIT (MVP)  
P Britt Reames, CIT  
C James Lyons, ETSU  
1B Tommy Peterman, GSU  
2B David Beckley, CIT  
SS Tyson Whitley, GSU  
3B Eric Whitson, WCU  
OF Garrick Haltiwanger, CIT  
OF Dale Sistare, CIT  
OF Len Hart, ETSU  
DH Ryan Glynn, VMI

## 1996

P Clint Sauls, GSU  
C Steve Wilson, GSU  
1B Nate Shepperson, VMI  
2B Donnie Coe, GSU  
SS Terrence Smalls, CIT  
3B Bo Betchman, CIT  
OF Jon Placko, FUR  
OF Mark Hamlin, GSU (MVP)  
OF Antoine Moran, GSU  
DH Britt Phelps, ETSU

## 1997

P David Noyce, FUR  
C J.P. Burwell, WCU (MVP)  
1B Ryan Butler, CIT  
2B Jeff Sziksai, WCU  
SS Eric Boehmer, FUR  
3B Dan Martz, FUR  
OF Rodney Hancock, CIT  
OF Brandon Holler, FUR  
OF Jody Wade, FUR  
DH Tyson Whitley, GSU

## 1998

P Brian Rogers, CIT (MVP)  
C Jay Morgan, CIT  
1B Philip Hartig, CIT  
2B Dominic Pattie, UNCG  
SS Terrence Smalls, CIT  
3B Aaron Haigler, CIT  
OF Kevin Durham, CIT  
OF Kenny Vawter, UNCG  
OF Eric Johnson, WCU  
DH Lance Surridge, UNCG

## 1999

P Rodney Hancock, CIT (MVP)  
C Ronny Marmol, CofC  
1B Philip Hartig, CIT  
2B Tavy Smalls, CIT  
SS Michael Harris, CIT  
3B Charlie Wands, WCU  
OF Josh Edgeworth, CofC  
OF Rusty Swackhamer, ETSU  
OF Eric Johnson, WCU  
DH Morgan Frazier, WCU

## 2000

P Corey Etheridge, FUR  
C Ed Sparks, ETSU  
1B Chris Behne, APP  
2B Matt Easterday, GSU (MVP)  
SS Danny Rueckel, FUR  
3B Cole Hubka, FUR  
OF Josh Edgeworth, CofC  
OF Clint Hill, FUR  
OF J.R. Revere, GSU  
DH Ryan Presnell, FUR

## 2001

P Randy Corn, CIT (MVP)  
P Ted Toler, UNCG  
C Brendon Gilligan, GSU  
1B Andy Baxter, ETSU  
2B Shane Schumaker, UNCG  
SS Jemel Spearman, GSU  
3B Dallas McPherson, CIT  
OF Jasha Balcom, CofC  
OF Brook Dantzler, CIT  
OF Nathan Copeland, ETSU  
OF Chris Cook, UNCG  
DH Chris Mittendorf, UNCG

## 2002

P Brett Lewis, GSU (MVP)  
C Matt Lauderdale, CofC  
1B Carlos Love, GSU  
2B Jack Arroyo, CofC  
SS Jemel Spearman, GSU  
3B Lee Curtis, CofC  
OF Brett Anderson, CofC  
OF Craig Caudill, FUR  
OF Matt Herring, GSU  
OF J.R. Revere, GSU  
OF Kirk Strebin, UNCG  
DH Coogie Freedman, FUR

## 2003

P Ryan Basner, WCU  
C A.J. Zickgraf, GSU  
1B Jon Wade, VMI  
2B Brandon Burnsed, GSU  
SS Lee Curtis, CofC  
3B Chris Davis, WCU  
OF Brandon Long, GSU  
OF Ryan Gordon, UNCG  
OF Matt Nelson, WCU  
DH Brian Sigmon, WCU (MVP)

## 2004

P Jonathan Ellis, CIT (MVP)  
C Brian Sigmon, WCU  
1B Chip Cannon, CIT  
2B Jon Aughey, CIT  
SS Chris Davis, WCU  
3B Chris Ard, CIT  
OF Denver Edick, WCU  
OF Byron Barber, CofC  
OF Matt Covington, CIT  
OF Andy Phillips, CIT  
DH Mark Eggleton, CIT

## 2005

P Nick Hollstegge, FUR (MVP)  
C Flint Wipke, GSU  
1B Case Cassidy, FUR  
2B Chris Campbell, CofC  
SS Matt Matulia, CIT  
3B Matthew Betsill, FUR  
OF Brett Gardner, CofC  
OF James Payne, GSU  
OF Brent Stephens, GSU  
DH Sam McLain, FUR

## 2006

P Nick Chiggies, CofC (co-MVP)  
C Alex Garabedian, CofC  
1B Trey Daniel, WCU  
2B Chris Campbell, CofC  
SS Jess Easterling, CofC (co-MVP)  
3B Adam Weaver, Elon  
OF Larry Cobb, CofC  
OF Chris Swauger, CIT  
OF Chris Price, Elon  
DH Sonny Meade, CIT

## 2007

P Ben Austin, Wofford  
C Richard Jones, CIT  
1B Zach Brown, CIT  
2B Eric Strukie, Wofford  
SS Mike Gilmartin, Wofford  
3B Brandon Waring, Wofford (MVP)  
OF Chris Swauger, CIT  
OF Pat Irvine, Elon  
OF Sean Snell, UNCG  
DH Andrew Franco, APP

## 2008

P Mike Lynn, CofC  
C Dallas Tarleton, Elon  
1B Jay Jackson, FUR  
2B Tim Carrier, UNCG  
SS Chase Austin, Elon  
3B Bennett Davis, Elon  
OF Stuart Haywood, CofC  
OF Cory Harrilchak, Elon (MVP)  
OF Chris Shehan, GSU  
DH Greg Feltes, UNCG

## 2009

SP Asher Wojciechowski, CIT  
SP Chris Mederos, GSU  
RP Thomas Girdwood, Elon  
C Richard Jones, CIT  
1B David Towarnicky, APP  
2B Marcus Rose, FUR  
SS Brent Greer, WCU  
3B Chase Austin, Elon  
OF Sonny Meade, CIT  
OF Pat Irvine, Elon  
OF Ty Wright, GSU  
DH Kyle Blackburn, GSU (MVP)

## 2010

SP Asher Wojciechowski, CIT  
SP Jimmy Reyes, Elon  
RP Brandon Johnson, WCU  
C Ollie Goulder, WCU  
1B Justin Mackert, CIT (MVP)  
2B Wes Hobson, APP  
SS Jamie Holler, CofC  
3B Hector Crespo, APP  
OF Chris Alessandria, APP  
OF William Ladd, CIT  
OF Matt Johns, WCU  
DH Brad Felder, CIT



## 2011

SP Seth Grant, APP  
 SP Chris Beck, GSU (MVP)  
 RP Andrew Jones, SAM  
 C Tom Richardson, GSU  
 1B Marty Gantt, CofC  
 2B Michael Johnson, SAM  
 SS Eric Phillips, GSU  
 3B Alex Abrams, FUR  
 OF Tyler Zupcic, APP  
 OF Cole Rakar, CofC  
 OF Phillip Ervin, SAM  
 DH Michael Burruss, GSU

## 2012

SP Justin Hess, GSU  
 SP Josh Martin, SAM (MVP)  
 RP C.K. Irby, SAM  
 C Chase Griffin, GSU  
 1B Ryan Kinsella, Elon  
 2B Tyler Avera, GSU  
 2B Zeth Stone, SAM  
 SS Austin Allison, SAM  
 3B Chris Ohmstede, FUR  
 OF Taylor Johnson, FUR  
 OF Phillip Ervin, SAM  
 OF Brandon Miller, SAM  
 DH Garren Palmer, GSU

## 2013

SP Kyle Webb, Elon  
 SP Justin Hess, GSU  
 RP Dylan Clark, Elon  
 C Joe Jackson, CIT (MOP)  
 1B Ryan Kinsella, Elon  
 2B Hector Crespo, APP  
 SS Antonio Alvarez, Elon  
 3B Tyler White, WCU  
 OF Tyler Griffin, CIT  
 OF Sebastian Gomez, Elon  
 OF Julian Ridings, WCU  
 DH Bo Thompson, CIT



*The Citadel's Joe Jackson earned the Walt Nadzak Award in 2013, becoming the first player in league history to be named the Most Outstanding Player of the tournament despite his team not winning the title. The Bulldog catcher hit .769 (10-for-13) and slugged 1.385 with three doubles, a triple, a home run, six walks, eight runs scored and five RBIs in four games.*

## REPEAT SELECTIONS

### 3 times

Heath Quinn, SAM (2014-16)

### 2 times

Rodney Tesh, WCU (1990-91)  
 Gettys Glaze, CIT (1990, 1992)  
 Joey Cox, WCU (1991-92)  
 Louie Napoleon, VMI (1993-94)  
 Mike Tidick, WCU (1993-94)  
 Garrick Haltiwanger, CIT (1994-95)  
 Donald Morillo, CIT (1994-95)  
 Britt Reames, CIT (1994-95)  
 Dale Sistare, CIT (1993, 1995)  
 Eric Whitson, WCU (1992, 95)  
 Bo Betchman, CIT (1994, 1996)  
 Tyson Whitley, GSU (1995, 1997)  
 Terrence Smalls, CIT (1996, 1998)  
 Philip Hartig, CIT (1998-99)  
 Rodney Hancock, CIT 1997, 1999)  
 Eric Johnson, WCU (1998-99)  
 Josh Edgeworth, CofC (1999-00)  
 J.R. Revere, GSU (2000-02)  
 Jemel Spearman, GSU (2001-02)  
 Lee Curtis, CofC (2002-03)  
 Chris Davis, WCU (2003-04)  
 Brian Sigmon, WCU (2003-04)  
 Chris Campbell, CofC (2005-06)  
 Chris Swauger, CIT (2006-07)  
 Sonny Meade, CIT (2006, 2009)  
 Richard Jones, CIT (2007, 2009)  
 Chase Austin, Elon (2008-09)  
 Pat Irvine, Elon (2007, 2009)  
 Asher Wojciechowski, CIT (2009-10)  
 Phillip Ervin, SAM (2011-12)  
 Hector Crespo, APP (2010, 2013)  
 Justin Hess, GSU (2012-13)  
 Ryan Kinsella, Elon (2012-13)  
 Alex Abrams, FUR (2011, 2014)  
 Trey Truitt, MER (2015-16)

## 2014


SP Jeffrey Springs, APP  
 SP Alex Ledford, SAM  
 RP Jason Richman, GSU (MOP)  
 C Daniel Gerow, DAV  
 1B Caleb Bryson, SAM  
 2B Ben Morgan, GSU  
 SS Dalton Busby, GSU  
 3B Michael Pierson, APP  
 OF Jake Jones, FUR  
 OF Aaron Mizell, GSU  
 OF Heath Quinn, SAM  
 DH Alex Abrams, FUR

## 2015

SP Eric Nyquist, MER (MOP)  
 SP Adam Scott, WOF  
 RP Morgan Pittman, MER  
 C Charlie Madden, MER  
 1B Austin Edens, SAM  
 2B Jacobs Watcher, CIT  
 SS Danny Rodriguez, SAM  
 3B Danny Edgeworth, MER  
 OF Trey Truitt, MER  
 OF Heath Quinn, SAM  
 OF Kody Ruedisili, WOF  
 DH Matt Ramsay, WOF

## 2016

SP Will Gaddis, FUR  
 SP B.J. Nobles, WCU  
 RP Korey Anderson, WCU  
 C Jake Kusz, UNCG  
 1B Matt Smith, WCU (MOP)  
 2B Frankie Navarrete, SAM  
 SS Matt Meeder, MER  
 3B Jake Crawford, FUR  
 OF Trey Truitt, MER  
 OF Heath Quinn, SAM  
 OF Kramer Ferrell, WCU  
 DH Cesar Trejo, UNCG



*Samford outfielder Heath Quinn is the only player in SoCon history to be named to the all-tournament team three times. He did so in 2014, 2015 and 2016, leading the Bulldogs to the title game twice.*



# YEARLY SOCON AWARDS



## SOCON COACHES AWARDS

### SoCon Player of the Year

1972	Reggie Dunnivant, UR
1973	Steve Arrington, CIT
1974	Mike Ramsey, APP
1975	George Weicker, DAV
1976	Richard Wieters, CIT
1977	Richard Wieters, CIT
1978	Wayne Tolleson, WCU
1979	Randy Ingle, APP
1980	Gary Robinette, ETSU
1981	Mel Kinsey, WCU
1982	Bill White, CIT
1983	Mike Cherry, CIT
1984	Tony Welborn, APP
1985	Scott Gay, WCU
1986	Len Stratton, APP
1987	Clint Fairey, WCU
1988	Clint Fairey, WCU
1989	Clint Fairey, WCU
	Scott Waugh, APP
1990	Grant Brittain, WCU
1991	Kevin Bellomo, WCU
1992	Matt Raleigh, WCU
1993	Todd Greene, GSU
1994	Mike Tidick, WCU
1995	Steve Wilson, GSU
1996	Tommy Peterman, GSU
1997	Alex Tolbert, WCU
1998	Martin Barrow, WCU
1999	Chris Moore, WCU
2000	Matt Easterday, GSU
2001	Philip Hartig, CIT
2002	Lee Curtis, CofC
2003	Alan Beck, WCU
2004	Caleb Moore, ETSU
2005	Jay Heafner, DAV
2006	A.J. Davidiuk, FUR
2007	Kenny Smith, WCU
2008	Jeremie Tice, CofC
2009	Joey Bergman, CofC
	Chase Austin, Elon
2010	Matt Leeds, CofC
2011	Victor Roache, GSU
2012	Marty Gantt, CofC
2013	Ryan Kinsella, Elon
2014	Forrest Brandt, DAV
	Casey Jones, Elon

2015	Kyle Lewis, MER
2016	Kyle Lewis, MER

### SoCon Pitcher of the Year

1989	Pete Palmer, APP
1990	Ken Britt, CIT
1991	Will Ertel, FUR
1992	Gettys Glaze, CIT
1993	Paul Thornton, GSU
1994	Jason Beverlin, WCU
1995	William Rushing, GSU
1996	Julio Ayala, GSU
1997	Tod Lee, GSU
1998	Mark DiFelice, WCU
1999	Brian Wiley, CIT
2000	David Ray, GSU
2001	Eric Talbert, CIT
2002	Randy Corn, CIT
2003	Tom Mastny, FUR
2004	Ryan Johnson, CofC
2005	Brett Harker, CofC
2006	Nick Chigges, CofC
2007	Nick Chigges, CofC
2008	Steven Hensley, Elon
2009	Wes Wrenn, CIT
2010	Asher Wojciechowski, CIT
2011	Matt Murray, GSU
2012	Christian Powell, CofC
2013	Austin Pritchett, CIT
2014	Josh Wirsu, GSU
2015	James Reeves, CIT
2016	Will Gaddis, FUR

### SoCon Freshman of the Year

1980	John MAR, DAV
1981	Jeff Montgomery, MAR
1982	Jack Cheek-Fagan, FUR
	Mike Lamore, VMI
1983	Brian Tebo, WCU
1984	Fred Hailey, WCU
1985	Bill Masse, DAV
1986	Will Edwards, ETSU
1987	Jim Piekutowski, FUR
1988	Scott Waugh, APP
1989	Gettys Glaze, CIT
	Johnny McCraw, APP
	Matt Raleigh, WCU



**Western Carolina's Clint Fairey is the only three-time SoCon Player of the Year in league history. The Catamount first baseman, who was a third-team All-American in 1987, posted two .400 seasons, led the league in homers three times and finished his career as the SoCon's career home run leader with 61.**

1990	Rob Doherty, WCU
1991	Phillip Grundy, WCU
1992	Shane Spears, FUR
1993	Kenny Osborne, APP
1994	Tommy Peterman, GSU
1995	Tod Lee, GSU
1996	David Noyce, FUR
1997	Rodney Hancock, CIT
1998	Philip Hartig, CIT
1999	Brett Lewis, GSU
2000	Ryan Gordon, UNCG
2001	Derek Norman, FUR
2002	Matt Lein, WOF
2003	Kelly Sweppenhiser, VMI
2004	Chris Campbell, CofC
2005	Steven Strausbaugh, WCU
2006	Steven Hensley, Elon
2007	Richard Jones, CIT
2008	Thomas Girdwood, Elon
2009	Ross Heffley, WCU
2010	Will Muzika, FUR
2011	Daniel Aldrich, CofC
2012	Chase Griffin, GSU
2013	Jaylin Davis, APP
2014	Heath Quinn, SAM
2015	Austin Edens, SAM
2016	Jabari Richards, FUR

1983	Chal Port, CIT
1984	Jim Morris, APP
1985	George Greer, DAV
1986	Harold Stout, ETSU
1987	Jack Leggett, WCU
1988	Paul Maini, VMI
1989	Jack Cook, MAR
1990	Chal Port, CIT
1991	Chal Port, CIT
1992	Keith LeClair, WCU
1993	Jack Stallings, GSU
1994	Keith LeClair, WCU
1995	Fred Jordan, CIT
1996	Jack Stallings, GSU
1997	Keith LeClair, WCU
1998	Mike Gaski, UNCG
1999	Fred Jordan, CIT
2000	Rodney Hennon, GSU
2001	Rodney Hennon, GSU
2002	Todd Raleigh, WCU
2003	Tom Slater, VMI
2004	John Pawlowski, CofC
2005	John Pawlowski, CofC
2006	Mike Kennedy, Elon
2007	John Pawlowski, CofC
2008	Mike Kennedy, Elon
2009	Mike Kennedy, Elon
2010	Fred Jordan, CIT
2011	Mike Gaski, UNCG*
2012	Chris Pollard, APP
2013	Bobby Moranda, WCU
2014	Dick Cooke, DAV
2015	Craig Gibson, MER
2016	Link Jarrett, UNCG

### SoCon Coach of the Year

1972	Chuck Boone, RICH
1975	Chal Port, CIT
1976	Tom Wall, FUR
1977	Monte Little, ECU
1978	Jack Cook, MAR
1979	Chal Port, CIT
1980	Charley Lodes, ETSU
1981	Bill Hayward, WCU
1982	Chal Port, CIT
	Donny White, VMI

\* later vacated



**The Citadel's Richard Wieters was named the SoCon Player of the Year twice, in 1976 and 1977. The two-way player was an all-conference selection at first base and at pitcher in his career, leading the SoCon in batting in 1976 (.417) and in strikeouts (62) in 1975, when he was also a first-team Academic All-American.**

## SOUTHERN CONFERENCE SPORTS MEDIA ASSOCIATION (SCSMA) AWARDS



*Furman outfielder Jabari Richards was named the SoCon Freshman of the Year in 2016 after leading the team in batting (.343), slugging (.627), home runs (10), triples (three) and stolen bases (10) despite missing a month of the season.*



*College of Charleston's Nick Chigges is the only two-time SCSMA Pitcher of the Year. The Cougar right-hander was a second-team All-American in both 2006 and 2007, when he led the SoCon with 11 wins each season.*

### SoCon Freshman of the Year

2002	Matt Lein, WOF
2003	Trent Weathers, CIT
2004	Danny Valencia, UNCG
2005	Steven Strausbaugh, WCU
2006	Steven Hensley, Elon
2007	Richard Jones, CIT
2008	Reese Wade, FUR
2009	Ross Heffley, WCU
2010	Will Muzika, FUR
2011	Daniel Aldrich, CofC
2012	Chase Griffin, GSU
2013	Benigno Marrero, UNCG
2014	Heath Quinn, SAM
2015	Austin Edens, SAM
2016	Jabari Richards, FUR

### SoCon Coach of the Year

2002	Fred Jordan, CIT
2003	Tom Slater, VMI
2004	John Pawlowski, CofC
2005	John Pawlowski, CofC
2006	Mike Kennedy, Elon
2007	Todd Raleigh, WCU
2008	Mike Kennedy, Elon
2009	Mike Kennedy, Elon
2010	Fred Jordan, CIT
2011	Mike Gaski, UNCG*
2012	Chris Pollard, APP
2013	Bobby Moranda, WCU
2014	Dick Cooke, DAV
2015	Craig Gibson, MER
2016	Link Jarrett, UNCG

### SoCon Championship MOP

#### Walt Nadzak Award

1984	Rusty Weaver, APP
1985	Mike Carson, WCU
1986	David Hyatt, WCU
1987	Clint Fairey, WCU
1988	Keith LeClair, WCU
1989	Paul Menhart, WCU
1990	Billy Baker, CIT
1991	Brent Williams, FUR
1992	Joey Cox, WCU
1993	Phillip Grundy, WCU
1994	Jermaine Shuler, CIT
1995	Donald Morillo, CIT
1996	Mark Hamlin, GSU
1997	JP Burwell, WCU
1998	Brian Rogers, CIT
1999	Rodney Hancock, CIT
2000	Matt Easterday, GSU
2001	Randy Corn, CIT
2002	Brett Lewis, GSU
2003	Brian Sigmon, WCU
2004	Jonathan Ellis, CIT
2005	Nick Hollstegge, FUR
2006	Nick Chigges, CofC
	Jess Easterling, CofC
2007	Brandon Waring, WOF
2008	Cory Harrilchak, Elon
2009	Kyle Blackburn, GSU
2010	Justin Mackert, CIT
2011	Chris Beck, GSU
2012	Josh Martin, SAM
2013	Joe Jackson, CIT
2014	Jason Richman, GSU
2015	Eric Nyquist, MER
2016	Matt Smith, WCU

\* later vacated

### SoCon Player of the Year

2002	Donovan Minero, WCU
2003	Lee Curtis, CofC
2004	Caleb Moore, ETSU
2005	Jay Heafner, DAV
2006	A.J. Davidiuk, FUR
2007	Kenny Smith, WCU
2008	Chris Shehan, GSU
2009	Joey Bergman, CofC
2010	Matt Leeds, CofC
2011	Victor Roache, GSU
2012	Marty Gantt, CofC
2013	Tyler White, WCU
2014	Casey Jones, Elon
2015	Kyle Lewis, MER
2016	Kyle Lewis, MER

### SoCon Pitcher of the Year

2002	Scooter Michael, UNCG
2003	Tom Mastny, FUR
2004	Ryan Johnson, CofC
	Jonathan Ellis, CIT
2005	Chris Mason, UNCG
2006	Nick Chigges, CofC
2007	Nick Chigges, CofC
2008	Steven Hensley, Elon
2009	Wes Wrenn, CIT
2010	Asher Wojciechowski, CIT
2011	John Brebbia, Elon
2012	Ryan Arrowood, APP
2013	Austin Pritcher, CIT
2014	Josh Wirsu, GSU
2015	James Reeves, CIT
2016	Will Gaddis, Furman
	Adam Wantz, UNCG



# REGIONAL/NATIONAL AWARDS



## Academic All-Americans

1971	John Campbell, Furman (INF), 2nd
1971	Doug Pounder, The Citadel (P), 1st
1975	Richard Wieters, The Citadel (1B), 1st
1977	Denny Standifer, Chattanooga (P), 2nd
1978	Al Diket, The Citadel (3B), 2nd
1979	Gary Robinette, ETSU (3B), 1st
1979	Mark Edward Austin, Chattanooga (INF), 2nd
1980	Melvin Williamson, The Citadel (C), 3rd
1980	John Porter, Davidson (OF), 1st
1980	Gary Robinette, ETSU (3B), 1st
1981	John Porter, Davidson (OF), 1st
1982	Marty Blair, The Citadel (2B), 1st
1983	Marty Blair, The Citadel (2B), 1st
1983	David Hill, Western Carolina (OF), 1st
1983	Greg Johnson, Western Carolina (C), 1st
1984	Jamie Harris, Appalachian State (2B), 1st
1984	David Mills, The Citadel (P), 2nd
1984	Mike Lamore, VMI (C), 3rd
1985	Mike Lamore, VMI (C), 2nd
1986	Randy Sullivan, The Citadel (C), 1st
1986	David Hyatt, Western Carolina (1B), 3rd
1992	Rodney Hennon, Western Carolina (2B), 1st
1992	Rob Goecker, Furman (SS), 2nd
1992	Jack Kimel, Western Carolina (P), 2nd
1993	Rodney Hennon, Western Carolina (2B), 2nd
1996	Nathan Shepperson, VMI (INF), 3rd
1998	Jody Pollock, Georgia Southern (2B), 3rd
1999	Joey Foxhall, College of Charleston (IF), 1st
1999	Brian Wiley, The Citadel (P), 2nd
1999	Travis Howell, College of Charleston (OF), 2nd
2000	Wes Self, Davidson (P), 2nd
2000	Ben Brown, Davidson (IF), 2nd
2001	Wes Self, Davidson (P), 3rd
2002	Ryan Schade, Western Carolina (SS), 1st
2002	Randy Corn, The Citadel (P), 1st
2002	Tim Frend, Davidson (OF), 3rd
2003	Jon Stallsmith, Furman (P), 1st
2004	David Dufour, Wofford (DH), 1st
2004	Gary Morris, Elon (2B), 3rd
2004	Phillip Coker, College of Charleston (C), 2nd
2004	Brett Anderson, College of Charleston (1B), 3rd
2005	Phillip Coker, College of Charleston (OF), 1st
2005	Brett Anderson, College of Charleston (DH), 1st
2006	Phillip Coker, College of Charleston (OF), 1st
2006	Patrick Currin, UNCG (P), 2nd
2007	Chris Swauger, The Citadel (OF), 3rd
2008	Chris Swauger, The Citadel (OF), 2nd
2009	Chris McGuiness, The Citadel (INF), 1st
2009	Sonny Meade, The Citadel (OF), 1st
2009	David Towarnicky, Appalachian State (INF), 3rd
2010	David Towarnicky, Appalachian State (1B), 1st
2011	Matt Leeds, College of Charleston (INF), 1st
2015	Matt Ramsay, Wofford (DH), 1st
2016	David Geary, VMI (IF), 3rd

## ABCA Gold Bat Award (National Player of the Year)

2016	Kyle Lewis, Mercer (OF)
------	-------------------------

## ABCA All-Americans

1947	Joe Landrum, Clemson (P), 1st
1947	Charles Teague, Wake Forest (2B), 1st
1947	Gene Hooks, Wake Forest (3B), 1st
1948	Emmett Cheek, North Carolina (C), 1st
1948	Rip Ryan, North Carolina (SS), 1st
1949	Charles Teague, Wake Forest (2B), 1st
1949	Gene Hooks, Wake Forest (3B), 1st
1950	Charles Teague, Wake Forest (2B), 1st
1951	Dick Groat, Duke (SS), 1st
1952	William Werber, Duke (1B), 1st
1952	Dick Groat, Duke (SS), 1st
1961	Edward Tekavec, West Virginia (3B), 2nd
1963	Bobby Stewart, Richmond (OF), 1st
1964	Bill Marovic, West Virginia (OF), 1st
1975	Mike Ramsey, Appalachian State (SS), 1st
1975	George Weicker, Davidson (DH), 1st



**ETSU catcher Caleb Moore earned All-America honors in 2004 and 2005. Moore was named the SoCon Player of the Year in 2004 by both the league's coaches and media.**

1977	Keith Ebersole, Western Carolina (1B), 3rd
1979	Randy Ingle, Appalachian State (SS), 1st
1982	Kirk Bailey, Appalachian State (P), 1st
1984	Pete Hardee, Appalachian State (P), 3rd
1987	Bill Masse, Davidson (OF), 2nd
1987	Clint Fairey, Western Carolina (1B), 3rd
1988	Darron Healey, Appalachian State (DH), 2nd
1990	Grant Brittain, Western Carolina (2B), 1st
1990	Anthony Jenkins, The Citadel (OF), 1st
1991	Kevin Bellomo, Western Carolina (OF), 2nd
1992	Todd Greene, Georgia Southern (OF), 3rd
1993	Paul Thornton, Georgia Southern (P), 2nd
1993	Todd Greene, Georgia Southern (OF), 1st
1993	Phillip Grundy, Western Carolina (3B), 2nd
1994	Jason Beverlin, Western Carolina (P), 2nd
1995	Steve Wilson, Georgia Southern (C), 2nd
1997	Tod Lee, Georgia Southern (P), 2nd
2005	Chris Campbell, College of Charleston (2B), 1st
2005	Brett Gardner, College of Charleston (OF), 1st
2007	Michael Harrington, College of Charleston (OF), 2nd
2007	Nick Chigges, College of Charleston (P), 2nd
2007	Ben Lasater, College of Charleston (INF), 2nd
2008	Chris Shehan, Georgia Southern (OF), 1st
2008	Jeremie Tice, College of Charleston (3B), 2nd
2008	Ty Wright, Georgia Southern (DH), 2nd
2009	Chase Austin, Elon (SS), 3rd
2009	Joey Bergman, College of Charleston (3B), 3rd
2010	Mac Doyle, Wofford (DH), 2nd
2010	Asher Wojciechowski, The Citadel (RHP), 3rd
2010	Matt Leeds, College of Charleston (3B), 3rd
2011	Victor Roache, Georgia Southern (OF), 1st
2011	Daniel Aldrich, College of Charleston (OF), 3rd
2012	Daniel Kassouf, Appalachian State (DH), 1st
2012	Marty Gantt, College of Charleston (OF), 2nd
2012	Brandon Miller, Samford (OF), 3rd
2013	C.K. Irby, Samford (DH), 1st
2014	Casey Jones, Elon (OF), 2nd
2016	Trey York, ETSU (2B), 1st
2016	Kyle Lewis, Mercer (OF), 1st
2016	Heath Quinn, Samford (OF), 2nd
2016	Ben Spitznagel, UNCG (2B), 3rd

## ABCA Gold Glove Team

2016	Kyle Lewis, Mercer (OF)
------	-------------------------

## ABCA All-Atlantic Region

1973	Mike Ramsey, Appalachian State (SS), 1st
1973	Steve Anspaugh, Appalachian State (P), 2nd
1974	Mike Ramsey, Appalachian State (SS), 1st
1974	Butch Dziadul, Appalachian State (3B), 3rd
1975	Mike Ramsey, Appalachian State (SS), 1st
1976	Randy Ingram, Appalachian State (3B), 2nd
1977	Keith Ebersole, Western Carolina (1B), 1st
1977	Jerry Reed, Western Carolina (P), 2nd
1977	Wayne Tolleson, Western Carolina (SS), 2nd
1977	Ron Brower, Appalachian State (1B), 3rd
1977	Chris Plemmons, Appalachian State (2B), 3rd
1977	Randy Ingram, Appalachian State (3B), 1st
1978	Wayne Tolleson, Western Carolina (SS), 1st
1978	Keith Ebersole, Western Carolina (1B), 2nd
1978	Joey Moffitt, Appalachian State (OF), 2nd
1978	Chris Plemmons, Appalachian State (2B), 2nd
1978	Randy Ingram, Appalachian State (3B), 1st
1978	Ron Brower, Appalachian State (1B), 2nd
1979	Randy Ingle, Appalachian State (SS), 1st
1980	Willie Carpenter, Western Carolina (OF), 1st
1980	Joey Moffitt, Appalachian State (OF), 2nd
1980	Mike Hobbs, Appalachian State (OF), 3rd
1981	Tom Sams, Appalachian State (2B), 2nd
1981	Robbie Peele, Appalachian State (OF), 3rd
1982	Kirk Bailey, Appalachian State (P), 1st
1983	Robbie Peele, Appalachian State (OF), 3rd
1984	Pete Hardee, Appalachian State (P), 1st
1984	Tony Welborn, Appalachian State (OF), 3rd
1986	Eddy Hallemann, Furman (OF), 1st
1986	Pat Riley, Western Carolina (C), 2nd
1986	Lenny Stratton, Appalachian State (P), 1st
1987	Clint Fairey, Western Carolina (1B), 1st
1988	Darron Healey, Appalachian State (DH), 1st
1989	Clint Fairey, Western Carolina (1B), 1st
1989	Garrett Hinshaw, Appalachian State (OF), 1st
1990	Grant Brittain, Western Carolina (2B), 1st
1990	Ken Britt, The Citadel (P), 1st
1990	Anthony Jenkins, The Citadel (OF), 1st
1991	Kevin Bellomo, Western Carolina (OF), 1st
1991	Will Ertel, Furman (P), 1st
1991	Phillip Grundy, Western Carolina (3B), 2nd
1991	Matt Raleigh, Western Carolina (SS), 2nd
1992	Joey Cox, Western Carolina (OF), 1st
1992	Todd Greene, Georgia Southern (OF), 1st
1992	Matt Raleigh, Western Carolina (SS), 1st
1992	Dan Kyslinger, Western Carolina (P), 2nd
1992	Glenn Glaze, The Citadel (P), 1st
1993	Phillip Grundy, Western Carolina (3B), 1st
1993	Jason Beverlin, Western Carolina (P), 2nd
1993	Paul Thornton, Georgia Southern (P), 1st
1993	Todd Greene, Georgia Southern (OF), 1st
1994	Jason Beverlin, Western Carolina (P), 1st
1994	Mike Manning, Western Carolina (P), 2nd
1994	Mike Tidick, Western Carolina (OF), 2nd
1994	Matt Wilson, Georgia Southern (2B), 2nd
1995	Jody Henson, Western Carolina (OF), 1st
1995	Steve Wilson, Georgia Southern (C), 1st
1995	Donald Morillo, The Citadel (P), 1st
1995	Britt Reames, The Citadel (P), 1st
1995	Garrick Haltiwanger, The Citadel (OF), 1st
1996	Tod Lee, Georgia Southern (P), 1st
1996	Tommy Peterman, Georgia Southern (1B), 1st
1996	Julio Ayala, Georgia Southern (P), 2nd
1996	Alex Tolbert, Western Carolina (1B), 2nd
1996	Antoine Moran, Georgia Southern (OF), 2nd
1997	Tod Lee, Georgia Southern (P), 1st
1997	Alex Tolbert, Western Carolina (1B), 1st
1997	Ryan Butler, The Citadel (1B), 2nd
1997	Jeremy Bruce, Western Carolina (3B), 2nd
1997	J.P. Burwell, Western Carolina (C), 2nd
1997	Steve Walson, Georgia Southern (DH), 2nd
1998	Mike DeSimone, Davidson (DH), 2nd
1999	Jody Pollock, Georgia Southern (2B), 2nd



2002 Brett Spivey, College of Charleston (OF), 2nd  
 2004 Jared Greenwood, Western Carolina (1B), 1st  
 2004 Gary Morris, Elon (2B), 2nd  
 2005 Chris Campbell, College of Charleston (2B), 1st  
 2005 Brett Gardner, College of Charleston (OF), 1st  
 2005 James Payne, Georgia Southern (OF), 2nd  
 2005 Steven Strausbaugh, Western Carolina (OF), 2nd  
 2005 Brett Harker, College of Charleston (RP), 2nd  
 2006 Robert Rodebaugh, Elon, 1st  
 2006 A.J. Davidiuk, Furman, 1st  
 2006 Steven Strausbaugh, Western Carolina, 1st  
 2006 Nick Chigges, College of Charleston, 1st  
 2006 Brandon Waring (3B), Wofford, 1st  
 2007 Michael Harrington, College of Charleston (OF), 1st  
 2007 Nick Chigges, College of Charleston (P), 1st  
 2007 Kenny Smith, Western Carolina (2B), 2nd  
 2007 Ben Lasater, College of Charleston (3B), 2nd  
 2007 Rob Wilson, Davidson (DH), 2nd  
 2008 Jeremie Tice, College of Charleston (3B), 1st  
 2008 Chris Shehan, Georgia Southern (OF), 1st  
 2008 Ty Wright, Georgia Southern (DH/Utility), 1st  
 2008 Cory Harrilchak, Elon (OF), 2nd  
 2008 Steven Hensley, Elon (P), 2nd  
 2009 Richard Jones, The Citadel (C), 1st  
 2009 Joey Bergman, College of Charleston (3B), 1st  
 2009 Chase Austin, Elon (SS), 1st  
 2009 Pat Irvine, Elon (OF), 1st  
 2009 Griffin Benedict, Georgia Southern (C), 2nd  
 2009 Brandon Sizemore, College of Charleston (2B), 2nd  
 2009 Isaac Harrow, Appalachian State (3B), 2nd  
 2009 Brent Greer, Western Carolina (SS), 2nd  
 2009 Chris Mederos, Georgia Southern (SP), 2nd  
 2009 Zach Quate, Appalachian State (RP), 2nd  
 2010 Matt Leeds, College of Charleston (3B), 1st  
 2010 Mac Doyle, Wofford (DH), 1st  
 2010 Asher Wojciechowski, The Citadel (SP), 1st  
 2010 Kyle Blackburn, Georgia Southern (1B), 2nd  
 2010 Wes Hobson, Appalachian State (2B), 2nd  
 2010 Chris Patterson, Appalachian State (RP), 2nd  
 2011 Daniel Aldrich, College of Charleston (OF), 1st  
 2011 Victor Roache, Georgia Southern (OF), 1st  
 2011 Ross Heffley, Western Carolina (2B), 2nd  
 2011 Matt Leeds, College of Charleston (3B), 2nd  
 2011 Matt Murray, Georgia Southern (RP), 2nd

2012 Marty Gantt, College of Charleston (OF), 1st  
 2012 Daniel Kassouf, Appalachian State (DH), 1st  
 2012 Ross Heffley, Western Carolina (2B), 2nd  
 2012 Eric Phillips, Georgia Southern (3B), 2nd  
 2012 Will Callaway, Appalachian State (SS), 2nd  
 2012 Tyler Tewell, Appalachian State (OF), 2nd  
 2012 Ryan Arrowood, Appalachian State (SP), 2nd  
 2012 Christian Powell, College of Charleston (SP), 2nd  
 2013 Ryan Kinsella, Elon (1B), 1st  
 2013 Joe Jackson, The Citadel (C), 2nd  
 2013 Hector Crespo, Appalachian State (2B), 2nd  
 2013 Tyler White, Western Carolina (3B), 2nd  
 2013 Aaron Attaway, Western Carolina (SS), 2nd  
 2013 Christian Wolfe, UNCG (OF), 2nd  
 2014 Forrest Brandt, Davidson (OF), 1st  
 2014 Casey Jones, Elon (OF), 1st  
 2014 Adam Martin, Western Carolina (C), 1st  
 2014 Jacob Hoyle, Western Carolina (1B), 2nd  
 2014 Bradley Strong, Western Carolina (2B), 2nd  
 2015 Connor Walsh, The Citadel (OF), 2nd  
 2016 Ben Spitznagel, UNCG (2B), 1st  
 2016 Bryson Bowman, Western Carolina (OF), 1st  
 2016 Matt Smith, Western Carolina (1B), 2nd  
 2016 L.J. Kalawaia, UNCG (OF), 2nd  
 2016 Dillon Stewart, UNCG (DH), 2nd  
 2016 Will Gaddis, Furman (SP), 2nd

## ABCA All-South Region

2012 Josh Martin, Samford (SP), 1st  
 2012 Brandon Miller, Samford (OF), 1st  
 2013 C.K. Irby, Samford (DH), 1st  
 2013 Christiaan Durdaller, Samford (OF), 1st  
 2015 Trey York, ETSU (2B), 2nd  
 2015 Kyle Lewis, Mercer (OF), 2nd  
 2015 Austin Edens, Samford (DH), 2nd  
 2016 Hagen Owenby, ETSU (C), 1st  
 2016 Trey York, ETSU (2B), 1st  
 2016 Kyle Lewis, Mercer (OF), 1st

## ABCA All-South Central Region

2016 Heath Quinn, Samford (OF), 1st  
 2016 Austin Edens, Samford (DH), 1st

## ABCA Atlantic Region Coach of the Year

1987 Jack Leggett, Western Carolina

## ABCA Hall of Fame

1966 Jack Coombs, Duke  
 1966 Bunn Hearn, North Carolina  
 1967 C.R. "Dudy" Noble, Mississippi State  
 1971 G.F. "Red" Laird, Virginia Tech  
 1971 Malcolm Pitt, Richmond  
 1975 Steve Harrick, West Virginia  
 1978 Walter Rabb, North Carolina  
 1988 Jack Stallings, Georgia Southern  
 1996 Chal Port, The Citadel  
 2014 Jack Leggett, Western Carolina

## NCBWA District IV Player of the Year

2012 Daniel Kassouf, Appalachian State (DH)

## Baseball America College Player of the Year

2016 Kyle Lewis, Mercer (OF)

## Baseball America All-Americans

1983 Mike Cherry, The Citadel (P), 1st  
 1984 Pete Hardee, Appalachian State (P), 3rd  
 1988 Darron Healey, Appalachian State (DH), 2nd  
 1993 Todd Greene, Georgia Southern (OF), 3rd  
 1994 Jason Beverlin, Western Carolina (P), 2nd  
 1996 Julio Ayala, Georgia Southern (P), 3rd  
 2005 Chris Campbell, College of Charleston (2B), 2nd  
 2005 Brett Gardner, College of Charleston (OF), 3rd  
 2007 Brandon Waring, Wofford (3B), 2nd  
 2008 Chris Shehan, Georgia Southern (OF), 1st  
 2010 Asher Wojciechowski, The Citadel (SP), 3rd  
 2011 Victor Roache, Georgia Southern (OF), 1st  
 2011 Matt Leeds, College of Charleston (3B), 3rd  
 2011 Daniel Aldrich, College of Charleston (OF), 3rd  
 2012 Brandon Miller, Samford (OF), 2nd  
 2013 Ryan Kinsella, Elon (1B), 2nd  
 2013 Phillip Ervin, Samford (OF), 2nd  
 2013 C.K. Irby, Samford (UT), 3rd  
 2016 Kyle Lewis, Mercer (OF), 1st  
 2016 Heath Quinn, Samford (OF), 2nd

## Baseball America Freshman All-Americans

1994 Tommy Peterman, Georgia Southern (DH), 1st  
 1996 David Noyce, Furman (P), 2nd  
 1997 Rodney Hancock, The Citadel (UT/P), 2nd  
 2000 Ryan Gordon, UNCG (UT), 2nd  
 2004 Chris Campbell, College of Charleston (2B), 1st  
 2005 Steven Strausbaugh, Western Carolina (OF), 1st  
 2009 Ross Heffley, Western Carolina (2B), 2nd  
 2011 Daniel Aldrich, College of Charleston (OF), 1st  
 2011 Phillip Ervin, Samford (OF), 2nd  
 2012 Chase Griffin, Georgia Southern (C), 2nd  
 2013 Carl Wise, College of Charleston (1B), 2nd  
 2014 Heath Quinn, Samford (OF), 1st  
 2015 Austin Edens, Samford (1B), 1st

## Collegiate Baseball/Louisville Slugger All-America

1975 Mike Ramsey, Appalachian State (SS), 1st  
 1984 Pete Hardee, Appalachian State (P), 3rd  
 1992 Matt Raleigh, Western Carolina (SS), 2nd  
 1992 Todd Greene, Georgia Southern (OF), 3rd  
 1993 Paul Thornton, Georgia Southern (P), 1st  
 1993 Todd Greene, Georgia Southern (OF), 2nd  
 1994 Jason Beverlin, Western Carolina (P), 3rd  
 1995 William Rushing, Georgia Southern (P), 3rd  
 1996 Tod Lee, Georgia Southern (P), 2nd  
 1996 Tommy Peterman, Georgia Southern (1B), 3rd  
 1997 Tod Lee, Georgia Southern (P), 2nd  
 1999 Brian Wiley, The Citadel (P), 3rd  
 1999 Billy Colome, College of Charleston (2B), 3rd  
 1999 Chris Moore, Western Carolina (SS), 3rd  
 1999 Rodney Hancock, The Citadel (UT), 3rd  
 2000 Matt Easterday, Georgia Southern (2B), 1st  
 2000 Philip Hartig, The Citadel (1B), 2nd  
 2001 Randy Corn, The Citadel (P), 2nd



Samford's C.K. Irby was a Freshman All-American in 2011 and earned All-America honors in 2013.

# REGIONAL/NATIONAL AWARDS



**Mercer outfielder Kyle Lewis had a season for the ages in 2016, earning consensus first-team All-America honors, winning the Golden Spikes Award and being named the national player of the year by Baseball America, the ABCA and the College Home Run Derby.**

2001	Philip Hartig, The Citadel (1B), 3rd
2002	Scooter Michael, UNCG (P), 3rd
2002	Lee Curtis, College of Charleston (3B), 2nd
2002	Randy Corn, The Citadel (P), 3rd
2003	Ryan Gordon, UNCG (DH), 1st
2003	Lee Curtis, College of Charleston (2B), 2nd
2003	Tom Mastny, Furman (P), 3rd
2004	Caleb Moore, ETSU (C), 2nd
2004	Ryan Johnson, College of Charleston (RHP), 3rd
2004	Chip Cannon, The Citadel (1B), 3rd
2005	D.J. Wabick, College of Charleston (C), 3rd
2005	Brett Harker, College of Charleston (RP), 3rd
2005	Chris Campbell, College of Charleston (2B), 3rd
2005	Jay Heafner, Davidson (3B), 3rd
2006	Nick Chigges, College of Charleston (SP), 2nd
2007	Brandon Waring, Wofford (3B), 1st
2007	Kenny Smith, Western Carolina (2B), 2nd
2007	Nick Chigges, College of Charleston (SP), 3rd
2007	David Rubinstein, Appalachian State (OF), 3rd
2008	Jeremie Tice, College of Charleston (3B), 1st
2008	Steven Hensley, Elon (P), 3rd
2008	Michael Harrington, College of Charleston (1B), 3rd
2008	Brandon Sizemore, College of Charleston (2B), 3rd
2009	Richard Jones, The Citadel (C), 2nd
2009	Joey Bergman, College of Charleston (3B), 3rd
2010	Asher Wojciechowski, The Citadel (SP), 2nd
2011	Victor Roache, Georgia Southern (OF), 1st
2011	Ross Heffley, Western Carolina (2B), 1st
2011	Daniel Aldrich, College of Charleston (OF), 2nd
2011	Matt Leeds, College of Charleston (3B), 3rd
2012	Brandon Miller, Samford (OF), 2nd
2012	Josh Martin, Samford (SP), 3rd
2012	Marty Gantt, College of Charleston (OF), 3rd
2013	Joe Jackson, The Citadel (C), 3rd
2013	Ryan Kinsella, Elon (1B), 3rd
2013	Tyler White, Western Carolina (3B), 3rd
2013	Christian Wolfe, UNCG (OF), 3rd
2014	Casey Jones, Elon (OF), 2nd
2014	Bradley Strong, Western Carolina (2B), 3rd
2015	Kyle Lewis, Mercer (OF), 2nd
2015	Conor Clancey, Wofford (1B), 2nd

2015	James Reeves, The Citadel (SP), 3rd
2015	Matt Winn, VMI (C), 3rd
2016	Trey York, ETSU (2B), 1st
2016	Kyle Lewis, Mercer (OF), 1st
2016	Hagen Owenby, ETSU (C), 2nd
2016	Heath Quinn, Samford (OF), 3rd

## Collegiate Baseball/Louisville Slugger Freshman Player of The Year

2011	Daniel Aldrich, College of Charleston (OF)
------	--

## Collegiate Baseball/Louisville Slugger Freshman All-America

1995	Tod Lee, Georgia Southern (P)
1996	David Noyce, Furman (P)
1996	Chris Moore, Western Carolina (3B)
1996	Steve Walson, Georgia Southern (DH), HM
1997	Rodney Hancock, The Citadel (OF)
1997	Jody Jenkins, ETSU (C), HM
1998	Philip Hartig, The Citadel (1B)
1998	Ted Toler, UNCG (P), HM
1998	Stephen Crater, Appalachian State (C), HM
1999	Brett Lewis, Georgia Southern (P)
2000	Ryan Gordon, UNCG (UT)
2001	Scooter Michael, UNCG (P), HM
2001	Derek Norman, Furman (3B), HM
2001	Jasha Balcom, College of Charleston (OF), HM
2001	Wes Self, Davidson (P)
2002	Matt Lein, Wofford (3B)
2002	Brett Anderson, College of Charleston (OF), HM
2002	Michael Giroud, ETSU (3B), HM
2003	John Carroll, Georgia Southern (P)
2003	Chris Mason, UNCG (P)
2003	Kelly Sweppenhiser, VMI (3B)
2004	Nick Chigges, College of Charleston (RHP)
2004	Chris Campbell, College of Charleston (2B)
2005	Danny Meszaros, College of Charleston (RP)
2005	Steven Strausbaugh, Western Carolina (OF)
2006	Steven Hensley, Elon (SP)
2006	J.D. Melton, Wofford (RP)
2006	Matt Miller, Georgia Southern (OF)

2007	Russ Tomlinson, College of Charleston (SP)
2007	Richard Jones, The Citadel (C/DH)
2007	Michael Gilmartin, Wofford (2B)
2008	Thomas Girdwood, Elon (RP)
2008	Jake Williams, Wofford (OF)
2008	Reese Wade, Furman (OF)
2009	David Peterson, College of Charleston (SP)
2009	Ross Heffley, Western Carolina (OF)
2010	Lex Rutledge, Samford (RP)
2010	Will Muzika, Furman (2B)
2010	Andrew Barna, Davidson (3B)
2011	C.K. Irby, Samford (RP)
2011	Sebastian Gomez, Elon (2B)
2011	Daniel Aldrich, College of Charleston (OF)
2011	Forrest Brandt, Davidson (OF)
2011	Phillip Ervin, Samford (OF)
2012	Jamie Nunn, Appalachian State (SP)
2012	Elliott Warford, Furman (RP)
2012	Chase Griffin, Georgia Southern (C)
2012	Jacob Hoyle, Western Carolina (DH)
2013	Jaylin Davis, Appalachian State (OF)
2013	Skylar Hunter, The Citadel (RP)
2014	Garrett Chapman, Georgia Southern (3B)
2014	Ryan Cleveland, Georgia Southern (1B)
2014	T.J. Dixon, Samford (OF)
2014	Heath Quinn, Samford (OF)
2014	Bryan Sammons, Western Carolina (SP)
2015	Hagen Owenby, ETSU (C)
2015	Trey Truitt, Mercer (OF)
2015	Austin Edens, Samford (DH)
2016	Conard Broom, Mercer (RP)
2016	Cesar Trejo, UNCG (SS)
2016	Jabari Richards, Furman (OF)
2016	Andrew Moritz, UNCG (OF)

## Collegiate Baseball/Louisville Slugger Player of the Week

1996	Tommy Peterman, Georgia Southern (1B), 4/15
1997	Gus Quattlebaum, Davidson (OF), 2/17
1997	Michael Holder, Georgia Southern (C), 3/3
1997	Curt Beerman, The Citadel (OF), 3/25
1999	Rodney Hancock, The Citadel (P), 5/17
1999	Rodney Hancock, The Citadel (P), 5/24
2001	Wes Self, Davidson (P), 2/18
2002	T.A. Fulmer, The Citadel (P), 4/2
2002	Lee Curtis, College of Charleston (3B), 5/13
2005	Chris Mason, UNCG (P), 3/28
2006	Blake Murphy, Western Carolina (C), 3/27
2006	Jonathan Greene, Western Carolina (3B), 5/22
2007	Brandon Waring, Wofford (3B), 2/19
2007	Blake Murphy, Western Carolina (C), 5/14
2007	Brandon Waring, Wofford (3B), 5/28
2008	Chris Shehan, Georgia Southern (OF), 3/17
2008	Michael Harrington, College of Charleston (1B), 5/12
2008	Jeremie Tice, College of Charleston (3B), 5/19
2009	Drew Gadaire, Davidson (OF), 4/15
2009	Dallas Tarleton, Elon (C), 4/29
2010	Jimmy Reyes, Elon (SP), 3/29
2011	Victor Roache, Georgia Southern (OF), 4/4
2011	Victor Roache, Georgia Southern (OF), 4/18
2012	Chris Beck, Georgia Southern (SP), 4/2
2012	Henry Sisson, Davidson (SP), 4/16
2012	Saxon Butler, Samford (1B), 4/30
2013	Jeremy Null, Western Carolina (SP), 2/18
2013	Tyler Griffin, The Citadel (OF), 2/25
2013	Brandon Murray, Col. of Charleston (OF), 4/15
2013	Jeremy Null, Western Carolina (SP), 4/22
2014	Jeremy Null, Western Carolina (SP), 2/17
2015	James Reeves, The Citadel (SP), 2/16
2015	Trey York, ETSU (2B), 2/16
2015	James Reeves, The Citadel (SP), 4/6
2015	Thomas Stallings, VMI (1B), 4/6
2015	Austin Edens, Samford (DH), 4/20
2015	Kyle Lewis, Mercer (OF), 5/4
2015	Connor Walsh, The Citadel (OF), 5/11
2016	Heath Quinn, Samford (OF), 2/22
2016	JP Sears, The Citadel (LHP), 2/22



- 2016 Peyton Maddox, VMI (C), 3/14
- 2016 JP Sears, The Citadel (LHP), 3/28
- 2016 Andrew Wantz, UNCG (RHP), 4/4
- 2016 Kramer Ferrell, Western Carolina (OF), 4/11
- 2016 L.J. Kalawaia, UNCG (OF), 4/18
- 2016 Alex Lee, Samford (1B), 4/25
- 2016 Hagen Owenby, ETSU (C), 5/2

## D1Baseball All-America Team

- 2016 Kyle Lewis, Mercer (OF), 1st
- 2016 Heath Quinn, Samford (OF), 2nd

## D1Baseball Freshman All-America Team

- 2015 Austin Edens, Samford (DH), 2nd
- 2016 Cesar Trejo, UNCG (SS), 2nd

## Golden Spikes Award

- 2016 Kyle Lewis, Mercer (OF)

## National College Baseball Hall of Fame

- 2010 Charles Teague, Wake Forest
- 2011 Dick Groat, Duke

## NCBWA All-America Team


- 1993 Todd Greene, Georgia Southern (OF), 1st
- 1994 Jason Beverlin, Western Carolina (P), 2nd
- 1994 Kevin Hallman, Georgia Southern (3B), 3rd
- 1995 William Rushing, Georgia Southern (P), 3rd
- 1995 Steve Wilson, Georgia Southern (C), 3rd
- 1995 Donald Morril, The Citadel (P), HM
- 1995 Chris Pollard, Davidson (P), HM
- 1996 Tommy Peterman, Georgia Southern (1B), 1st
- 1996 Julio Ayala, Georgia Southern (P), 3rd
- 1996 Tod Lee, Georgia Southern (P), HM
- 1996 Steve Wilson, Georgia Southern (C), HM
- 1997 Tod Lee, Georgia Southern (P), 2nd
- 2002 Randy Corn, The Citadel (P), 2nd
- 2002 Lee Curtis, College of Charleston (3B), 3rd
- 2002 Scooter Michael, UNCG (P), 3rd
- 2003 Tom Mastny, Furman (P), 2nd
- 2003 Lee Curtis, College of Charleston (2B), 3rd
- 2004 Byron Barber, College of Charleston (OF), 2nd
- 2004 Caleb Moore, ETSU (C), 3rd
- 2005 Chris Campbell, College of Charleston (2B), 2nd
- 2005 Caleb Moore, ETSU (C), 2nd
- 2006 Nick Chigges, College of Charleston (SP), 2nd
- 2007 Nick Chigges, College of Charleston (SP), 3rd
- 2008 Chris Shehan, Georgia Southern (OF), 1st
- 2008 Jeremie Tice, College of Charleston (3B), 2nd
- 2009 Brandon Sizemore, College of Charleston (2B), 3rd
- 2010 Asher Wojciechowski, The Citadel (SP), 2nd
- 2011 Ross Heffley, Western Carolina (2B), 1st
- 2011 Matt Leeds, College of Charleston (3B), 1st
- 2011 Victor Roache, Georgia Southern (OF), 1st
- 2011 Daniel Aldrich, College of Charleston (OF), 1st
- 2012 Daniel Kassouf, Appalachian State (DH), 1st
- 2012 Brandon Miller, Samford (OF), 2nd
- 2013 Christian Wolfe, UNCG (OF), 2nd
- 2013 Joe Jackson, The Citadel (C), 3rd
- 2013 Ryan Kinsella, Elon (1B), 3rd
- 2013 Tyler White, Western Carolina (3B), 3rd
- 2014 Casey Jones, Elon (OF), 3rd
- 2015 Kyle Lewis, Mercer (OF), 2nd
- 2016 Kyle Lewis, Mercer (OF), 1st
- 2016 Heath Quinn, Samford (OF), 2nd
- 2016 Austin Edens, Samford (DH), 2nd
- 2016 Bryson Bowman, Western Carolina (OF), 3rd

## NCBWA Freshman Player of the Year

- 2011 Daniel Aldrich, College of Charleston (OF), 1st

## NCBWA Freshman All-America Team

- 2008 Jake Williams, Wofford (OF), 2nd
- 2008 Thomas Girdwood, Elon (RP), 2nd
- 2011 Daniel Aldrich, College of Charleston (OF), 1st
- 2011 Phillip Ervin, Samford (OF), 2nd
- 2012 Chase Griffin, Georgia Southern (C), 1st



*Duke's Dick Groat is in the Southern Conference Hall of Fame for both basketball and baseball. Groat helped the Blue Devils to the College World Series in 1952 and was the National League MVP for the Pittsburgh Pirates in 1960. He was inducted into the National College Baseball Hall of Fame in 2011. As a collegiate basketball player, he was a two-time All-American and named the national player of the year by the Helms Foundation in 1952.*

- 2013 Carl Wise, College of Charleston (IF), 2nd
- 2014 Heath Quinn, Samford (OF), 1st
- 2014 Garrett Chapman, Georgia Southern (3B), 2nd
- 2015 Austin Edens, Samford (DH), 2nd

## NCBWA National Player of the Week

- 2002 Ryan Schade, Western Carolina (SS), 2/19
- 2002 Matt Hamer, The Citadel (P), 3/12
- 2003 Matt Lauderdale, College of Charleston (C), 4/15
- 2005 Grant Rembert, Elon (OF), 2/8
- 2006 Chris Swauger, The Citadel (OF), 2/21
- 2006 Trey McDaniel, Western Carolina (1B), 3/28
- 2006 Case Cassidy, Furman (1B), 4/25
- 2008 Ty Wright, Georgia Southern (OF), 4/29
- 2008 Jeremie Tice, College of Charleston (3B), 5/20
- 2011 Saxon Butler, Samford (1B), 3/21
- 2011 Victor Roache, Georgia Southern (OF), 4/5
- 2012 Ryan Arrowood, Appalachian State (SP), 2/28
- 2012 Alex Swim, Elon (C), 4/3
- 2012 Henry Sisson, Davidson (SP), 4/17
- 2013 C.K. Irby, Samford (DH), 3/26
- 2014 Jeremy Null, Western Carolina (SP), 2/18
- 2015 James Reeves, The Citadel (SP), 4/7
- 2016 Andrew Wantz, UNCG (P), 4/5

## USA Today/Baseball Weekly All-America Team

- 2000 Chris Morris, The Citadel (OF), 1st

## CollegeBaseballInsider.com All-America Team

- 2003 Tom Mastny, Furman (P), 1st
- 2003 Lee Curtis, College of Charleston (2B), 2nd
- 2004 Jonathan Ellis (P), Citadel, 2nd
- 2004 Byron Barber, College of Charleston (OF), HM
- 2004 Brett Gardner, College of Charleston (OF), HM
- 2004 Ryan Johnson, College of Charleston (P), HM

## USA Today/Baseball Weekly Freshman All-America Team

- 2000 Ryan Gordon, UNCG (UT), 2nd

## Sporting News Coach of the Year

- 1990 Chal Port, The Citadel

## NCAA All-College World Series

(Current schools only)

- 1990 Anthony Jenkins, The Citadel (OF)
- 1990 Jason Rychlik, The Citadel (OF)

## NCAA Regional MVP

- 1990 Atlantic Regional
- Anthony Jenkins, The Citadel (OF)
- 2006 Lexington Regional
- Alex Garabedian, College of Charleston (C)

## College Home Run Derby Champion

- 2011 Daniel Aldrich, College of Charleston, R-Fr., OF
- 2016 Hagen Owenby, ETSU, So., C

## College Home Run Derby Player of the Year

- 2016 Kyle Lewis, Mercer (OF)

## .400 CLUB

.477, Randy Ingle (APP), 1979  
 .474, Bill White (CIT), 1982  
 .462, Darron Healey (APP), 1988  
 .455, Caleb Moore (ETSU), 2004  
 .452, Joey Bergman (COFC), 2009  
 .450, Joey Moffitt (APP), 1978  
 .448, George Weicker (DAV), 1975  
 .448, Jay Heafner (DAV), 2005  
 .447, Brett Gardner (COFC), 2005  
 .446, Greg Weddle (VMI), 1986  
 .440, Matt Easterday (GSU), 2000  
 .438, Chris Shehan (GSU), 2008  
 .436, Greg Hill (MAR), 1983  
 .435, Kevin Bellomo (WCU), 1991  
 .432, Jimmy Powell (FUR), 1941  
 .432, Buzzy West (DAV), 1955  
 .430, Billy Masse (DAV), 1985  
 .430, Eddy Halleman (FUR), 1986  
 .429, Gordon Slade (DAV), 1968  
 .429, Tim Jones (CIT), 1985  
 .428, Chip Cook (MAR), 1985  
 .428, Grant Brittain (WCU), 1990  
 .427, Randy Ingram (APP), 1978  
 .427, Jason Nixon (MAR), 1989  
 .426, Paul Popovich (WVU), 1960  
 .426, Benny Bienkowski (FUR), 1962  
 .426, Scott Waugh (APP), 1990  
 .425, Lee Glaze (CIT), 1986  
 .425, Clint Fairey (WCU), 1986

.425, Chris Behne (APP), 2000  
 .424, Phil Hubbard (VMI), 1982  
 .424, Alex Tolbert (WCU), 1996  
 .423, Keith Ebersole (WCU), 1977  
 .423, Robbie Peele (APP), 1981  
 .423, Keith LeClair (WCU), 1988  
 .423, Brett Spivey (COFC), 2002  
 .422, Sam Pickens (FUR), 1962  
 .422, Allen Griffin (DAV), 1982  
 .422, Isaac Harrow (APP), 2009  
 .421, Christian Wolfe (UNCG), 2013  
 .420, Mike Knox (CIT), 1982  
 .420, Bill Swails (CIT), 1989  
 .420, Brent Greer (WCU), 2009  
 .419, Billy Morris (DAV), 1956  
 .419, Phil Chewing (FUR), 1960  
 .419, Steve Meredith (ETSU), 1988  
 .419, Ross Heffley (WCU), 2011  
 .418, Tony Martin (ETSU), 1983  
 .418, Casey Jones (Elon), 2014  
 .417, Richard Wieters (CIT), 1976  
 .417, Allen Griffin (DAV), 1981  
 .416, Kim Arey (APP), 1981  
 .416, Ryan Gordon (UNCG), 2003  
 .415, Scott Musgrave (APP), 1996  
 .415, D.J. Wabick (COFC), 2005  
 .414, Terry Smith (FUR), 1982  
 .414, Griffin Benedict (GSU), 2009  
 .413, Buster Holland (CIT), 1969

.413, Matt Raleigh (WCU), 1991  
 .412, Byron Barber (COFC), 2004  
 .410, Alan Lewis (DAV), 1986  
 .410, Byron Barber (COFC), 2004  
 .410, Cory Harrilchak (Elon), 2008  
 .409, Robbie Morrison (MAR), 1986  
 .409, Lee Curtis (COFC), 2002  
 .407, Freddie Hailey (WCU), 1986  
 .407, James Payne (GSU), 2005  
 .406, Charles Thomas (WCU), 1999  
 .406, Lee Curtis (COFC), 2002  
 .405, Greg Johnson (WCU), 1983  
 .405, Clint Fairey (WCU), 1987  
 .404, Bill Marovic (WVU), 1964  
 .404, Wes Hobson (APP), 2010  
 .403, Dave Turgeon (DAV), 1987  
 .403, Anthony Jenkins (CIT), 1990  
 .402, Kip Hagwood (CIT), 1980  
 .402, Pat Irvine (Elon), 2009  
 .401, Willando Ficklin (GSU), 1992  
 .401, Jody Henson (WCU), 1995  
 .401, Jeremy Bruce (WCU), 1997  
 .401, Brandon Waring (WOF), 2007  
 .401, Reese Wade (FUR), 2008  
 .400, Tom Sams (APP), 1981  
 .400, Mel Kinsey (WCU), 1981  
 .400, Greg Dowling (GSU), 2005  
 .400, Chance Smith (CIT), 2005  
 .400, Andrew Moritz (UNCG), 2016

## INDIVIDUAL SEASON BATTING

### Games played

70, David Hyatt (WCU), 1985  
 67, Will Coker (CIT), 2004  
 67, Chris Ard (CIT), 2004  
 67, Chip Cannon (CIT), 2004  
 66, Jon Aughey (CIT), 2004  
 66, Garrick Haltiwanger (CIT), 1994  
 66, David Beckley (CIT), 1994  
 66, Jermaine Shuler (CIT), 1994  
 66, Josh Stackley (CIT), 2004  
 65, David Greene (CIT), 2010  
 65, Kyle Jordan (CIT), 2010  
 65, William Ladd (CIT), 2010  
 65, Justin Mackert (CIT), 2010

### At-bats

274, Jemel Spearman (GSU), 2002  
 274, Josh Stackley (CIT), 2004  
 273, Brett Gardner (COFC), 2005  
 273, Michael Burruss (GSU), 2011  
 272, Mason Davis (CIT), 2013  
 272, Chris Walker (GSU), 2002  
 271, Alex Swim (Elon), 2013  
 270, Cole Rakar (COFC), 2010  
 269, Chris Campbell (COFC), 2005  
 269, Nick Liles (WCU), 2008

### Runs scored

88, Joey Bergman (COFC), 2009  
 85, Brett Gardner (COFC), 2005  
 84, Oliver Marmol (COFC), 2007  
 84, Chris Shehan (GSU), 2008  
 83, Eric Johnson (WCU), 1999  
 82, Jeremy Bruce (WCU), 1997  
 81, Chris Morris (CIT), 2000  
 80, Jeremie Tice (COFC), 2008  
 79, Chris Walker (GSU), 2002  
 79, Cory Harrilchak (Elon), 2009

### Hits

122, Brett Gardner (COFC), 2005  
 108, D.J. Wabick (COFC), 2005  
 107, Matt Easterday (GSU), 2000  
 107, Byron Barber (COFC), 2004  
 104, Sonny Meade (CIT), 2009  
 102, Chris Campbell (COFC), 2005  
 102, Chris Campbell (COFC), 2007  
 102, Brent Greer (WCU), 2009  
 102, Cole Rakar (COFC), 2010  
 101, Keith LeClair (WCU), 1988  
 101, Kevin Bellomo (WCU), 1991

### Doubles

31, Caleb Moore (ETSU), 2004  
 30, David Rubinstein (APP), 2007  
 27, D.J. Wabick (COFC), 2005  
 27, Tyler White (WCU), 2013  
 27, Conor Clancey (WOF), 2015  
 26, Dustin Langley (GSU), 2000  
 26, Rod Goldston (WCU), 2003  
 26, Lee Curtis (COFC), 2003  
 26, Cole Rakar (COFC), 2010  
 26, Saxon Butler (SAM), 2011  
 25, Tyson Whitley (GSU), 1995  
 25, Alex Tolbert (WCU), 1996  
 25, Aaron Haigler (CIT), 1998  
 25, Andy Baxter (ETSU), 2001  
 25, Joey Bergman (COFC), 2009  
 25, Hunter Swilling (SAM), 2016

### Triples

11, Lee Curtis (COFC), 2003  
 10, Dave Cardwell (ETSU), 1979  
 10, Mike Johnson (UTC), 1981  
 10, Marcos Velazquez (ETSU), 1982  
 10, Chris Swauger (CIT), 2006  
 9, Lee Curtis (COFC), 2002  
 9, Brett Gardner (COFC), 2004  
 8, Don Herman (GWU), 1959  
 8, Bryan Snyder (ETSU), 1981  
 8, Chris Campbell (COFC), 2007  
 8, Chris Dove (Elon), 2007



## Home runs

30, Victor Roache (GSU), 2011  
27, Brandon Waring (WOF), 2007  
26, Tommy Peterman (GSU), 1996  
26, Steve Harris (WCU), 1999  
26, Michael Harrington (COFC), 2008  
25, Clint Fairey (WCU), 1988  
25, Matt Raleigh (WCU), 1992  
25, Jeremie Tice (COFC), 2008  
23, Chase Austin (Elon), 2009  
23, Brandon Miller (SAM), 2012

## Grand slams

3, John Piepenbrink (MAR), 1990  
3, Dominic Franchini (FUR), 2002  
3, Todd Buchanan (WCU), 2003  
3, A.J. Wirnsberger (GSU), 2008  
3, Isaac Harrow (APP), 2009  
3, Victor Roache (GSU), 2011  
3, Saxon Butler (SAM), 2011  
3, Trey Truitt (MER), 2015

## Runs batted in

88, Matt Leeds (COFC), 2010  
87, Chris Campbell (COFC), 2005  
86, Philip Hartig (CIT), 2000  
84, Chris Moore (WCU), 1999  
84, Scott Henley (GSU), 2001  
84, Kenny Smith (WCU), 2007  
84, Victor Roache (GSU), 2011  
83, Jody Pollock (GSU), 1999  
83, Jeremie Tice (COFC), 2008  
82, Tommy Peterman (GSU), 1996  
82, Chris Campbell (COFC), 2007  
82, Michael Harrington (COFC), 2008  
82, Brandon Sizemore (COFC), 2008  
82, Bennett Davis (ELON), 2008

## Total bases

192, Jeremie Tice (COFC), 2008  
189, Brandon Waring (WOF), 2007  
189, Kenny Smith (WCU), 2007  
187, Tommy Peterman (GSU), 1996  
187, Matt Easterday (GSU), 2000  
187, Chris Shehan (GSU), 2008  
179, Keith LeClair (WCU), 1988  
179, Victor Roache (GSU), 2011  
178, Chase Austin (Elon), 2009  
175, Philip Hartig (CIT), 2000  
175, Chris Campbell (COFC), 2007

## Slugging percentage

.897, Mike Nipper (ETSU), 1983  
.865, Greg Weddle (VMI), 1985  
.851, Brandon Waring (WOF), 2007  
.838, Jeremie Tice (COFC), 2008  
.835, Chris Shehan (GSU), 2008  
.810, George Weicker (DAV), 1975  
.804, Pete Camelo (APP), 1982  
.789, Pat Irvine (Elon), 2009  
.786, Dave Turgeon (DAV), 1987  
.781, Ty Wright (GSU), 2008

## On-base percentage (since 2000)

.557, Chris Shehan (GSU), 2008  
.551, Joey Bergman (CofC), 2009  
.535, Kyle Lewis (MER), 2016  
.533, Jay Heafner (DAV), 2005  
.533, Pat Irvine (Elon), 2009  
.531, Blake Murphy (WCU), 2008  
.528, Griffin Benedict (GSU), 2009  
.520, Chris McGuinness (CIT), 2009  
.518, Brandon Waring (WOF), 2007  
.515, Alan Beck (WCU), 2001

## Stolen bases

84, Chris Morris (CIT), 2000  
52, Chris Morris (CIT), 1999  
50, Antoine Moran (GSU), 1996  
49, Terrence Smalls (CIT), 1998  
48, Chris Walker (GSU), 2002  
46, Tim Jones (CIT), 1985  
46, Eric Johnson (WCU), 1999  
46, Billy Colome (COFC), 1999  
43, Shawn Payne (GSU), 2010  
41, Chris Walker (GSU), 2001  
41, Hunter Burton (FUR), 2014

## Strikeouts

76, Drew Ellis (CIT), 2015  
74, Justin Hilt (Elon), 2009  
73, Andrew Pope (DAV), 2014  
73, Tripp Martin (SAM), 2014  
70, Chad Hayes (UNCG), 2001  
70, Brad Felder (CIT), 2010  
69, Hugh Eden (DAV), 2008  
67, Jason Randall (CIT), 2001  
67, Tyler Griffin (CIT), 2014  
67, Trey Truitt (MER), 2016

## Walks

71, Chip Cannon (CIT), 2004  
66, Kyle Lewis (MER), 2016  
65, Chris McGuinness (CIT), 2009  
63, Dan McDonnell (CIT), 1992  
62, Dan McDonnell (CIT), 1990  
62, Chris Moore (WCU), 1998  
61, Ricky Orton (UNCG), 2008  
61, Rob Kral (CofC), 2011  
59, Matt Raleigh (WCU), 1992  
59, Sy Jones (GSU), 1995  
59, Alex Tolbert (WCU), 1997

## Hit by pitch

32, Gary Morris (Elon), 2005  
29, Graham Maiden (COFC), 2007  
26, Byron Barber (COFC), 2004  
26, Chris Barker (UNCG), 2010  
25, Cameron Dullnig (WCU), 2010  
24, James Payne (GSU), 2003  
24, Byron Barber (COFC), 2004  
24, Griffin Benedict (GSU), 2009  
22, Oliver Marmol (COFC), 2007  
22, Jonathan Greene (WCU), 2007  
22, Bennett Davis (Elon), 2008  
22, Matt Leeds (COFC), 2010  
22, Neal Pritchard (Elon), 2010  
22, Bo Thompson (CIT), 2014

## Sacrifice hits

21, Brett Gardner (COFC), 2004  
20, Ben Morgan (GSU), 2011  
18, Bobby Martin (UNCG), 2011  
18, Alec Paradowski (WOF), 2013  
17, Brett Gardner (COFC), 2005  
17, Charlie Madden (MER), 2016  
16, Adam Weaver (Elon), 2007  
16, Brad Moss (SAM), 2011  
15, Will Coker (CIT), 2004  
15, Jess Easterling (COFC), 2004  
15, Andrew Greene (FUR), 2005  
15, Oliver Marmol (COFC), 2006  
15, Eric Brindle (UNCG), 2011  
15, Brad Moss (SAM), 2012  
15, Hughston Armstrong (CIT), 2014

## Sacrifice flies

12, Tim Carrier (UNCG), 2008  
11, Chris Campbell (COFC), 2006  
11, Collin Woody (UNCG), 2016  
10, Kirk Strebin (UNCG), 2003  
9, Will Callaway (APP), 2013  
9, Tavy Smalls (CIT), 2000  
9, Chris Campbell (COFC), 2007  
8, Tommy Peterman (GSU), 1996  
8, Jess Easterling (COFC), 2004  
8, Chris Price (Elon), 2006  
8, Ryan Addison (Elon), 2006  
8, Gregory Zage (DAV), 2006  
8, Jordy Snyder (Elon), 2007  
8, Ryan Adams (Elon), 2010  
8, Stephen Notaro (WCU), 2011  
8, Trevor Edwards (UNCG), 2013  
8, Mason Davis (CIT), 2014

## Hitting streaks

29, Billy Colome (COFC), 1999  
29, Mason Meredith (SAM), 2009  
28, Garrick Haltiwanger (CIT), 1995-96  
28, Matt Easterday (GSU), 2000  
27, Phil King (FUR), 1964-65  
27, Scott Lyman (WCU), 1992-93  
27, Chris Ard (CIT), 2003  
27, A.J. Davidiuk (FUR), 2004-05  
27, Rand Smith (APP), 2009  
27, Will Callaway (APP), 2013

# INDIVIDUAL RECORDS



## 250-HIT CLUB

360, Philip Hartig (CIT), 1998-01  
 355, Chris Campbell (COFC), 2004-07  
 355, Sonny Meade (CIT), 2006-09  
 354, Ross Heffley (WCU), 2009-12  
 339, Eric Phillips (GSU), 2009-12  
 336, Barrett Shaft (WCU), 2005-08  
 326, Scott Henley (GSU), 1998-01  
 322, Nick Orvin (CIT), 2009-12  
 318, Wes Hobson (APP), 2007-10  
 314, Chris Swauger (CIT), 2005-08  
 312, Greg Dowling (GSU), 2003-06  
 311, Chris Moore (WCU), 1996-99  
 310, Bryan Altman (CIT), 2007-10  
 302, Matt Raleigh (WCU), 1989-92  
 297, Brett Gardner (COFC), 2002-05  
 296, Chris Ard (CIT), 2002-05  
 296, Alex Swim (Elon), 2010-13  
 295, Terrence Smalls (CIT), 1995-98  
 291, Bo Betchman (CIT), 1994-97  
 289, Phillip Coker (COFC), 2003-06

288, Derek Norman (FUR), 2001-04  
 287, Tyler White (WCU), 2010-13  
 286, Freddie Hailey (WCU), 1984-87  
 285, Alan Beck (WCU), 2000-03  
 284, Clint Fairey (WCU), 1986-89  
 283, Hector Crespo (APP), 2010-13  
 277, A.J. Wirnsberger (GSU), 2007-10  
 275, Griffin Benedict (GSU), 2006-09  
 272, Tim Frend (DAV), 1999-02  
 271, Todd Roper (WCU), 2001-04  
 270, Mike Tidick (WCU), 1991-94  
 270, Bradley Strong (WCU), 2012-15  
 268, Tyler Zupcic (APP), 2010-12, 2014  
 266, Jon Aughey (CIT), 2002-05  
 265, Mac Doyle (WOF), 2009-12  
 264, Skip Nelloms (WCU), 1985-88  
 264, Brett Spivey (COFC), 2000-03  
 264, A.J. Davidiuk (FUR), 2003-06  
 264, Nick Liles (WCU), 2007-09  
 264, Aaron Attaway (WCU), 2011-14

263, Mike Carson (WCU), 1984-87  
 262, Martin Barrow (WCU), 1995-98  
 262, Ryan Gordon (UNCG), 2000-04  
 262, Jordan Simpson (FUR), 2013-16  
 261, Rod Goldston (WCU), 2000-03  
 260, Shane Kirkley (WOF), 2005-08  
 260, Isaac Harrow (APP), 2006-09  
 260, Chris Ohmstede (FUR), 2012-15  
 259, Cole Rakar (CofC), 2008-11  
 258, Chris Catanzaro (VMI), 1998-01  
 258, Matt Matulia (CIT), 2003-06  
 257, David Beckley (CIT), 1993-96  
 257, Josh Stackley (CIT), 2002-05  
 257, James Foster (WOF), 2009-12  
 256, Will Muzika (FUR), 2010-13  
 254, Chris Shehan (GSU), 2006-08  
 251, Tyson Whitley (GSU), 1994-97  
 250, Jay Heafner (DAV), 2003-06

## INDIVIDUAL CAREER BATTING

### Games played

242, Matt Raleigh (WCU), 1989-92  
 240, Chris Campbell (CofC), 2004-07  
 239, Philip Hartig (CIT), 1998-01  
 239, Alex Swim (Elon), 2010-13  
 238, Terrence Smalls (CIT), 1995-98  
 238, Bryan Altman (CIT), 2007-10  
 237, Chris Swauger (CIT), 2005-08  
 236, David Beckley (CIT), 1993-96  
 236, Bo Betchman (CIT), 1994-97  
 236, Matt Matulia (CIT), 2003-06  
 236, Nick Orvin (CIT), 2009-12

### At-bats

1,005, Nick Orvin (CIT), 2009-12  
 999, Chris Campbell (CofC), 2004-07  
 983, Philip Hartig (CIT), 1998-01  
 974, Alex Swim (Elon), 2010-13  
 969, Bryan Altman (CIT), 2007-10  
 963, Sonny Meade (CIT), 2006-09  
 934, Chris Swauger (CIT), 2005-08  
 933, Ross Heffley (WCU), 2009-12  
 928, Barrett Shaft (WCU), 2005-08  
 927, Eric Phillips (GSU), 2009-12

### Runs scored

251, Matt Raleigh (WCU), 1989-92  
 240, Chris Moore (WCU), 1996-99  
 229, Philip Hartig (CIT), 1998-01  
 223, Wes Hobson (APP), 2007-10  
 222, Terrence Smalls (CIT), 1995-98  
 217, Nick Orvin (CIT), 2009-12  
 216, Freddie Hailey (WCU), 1984-87  
 216, Alan Beck (WCU), 2000-03  
 214, Brett Gardner (CofC), 2002-05  
 211, Chris Swauger (CIT), 2005-08

### Doubles

79, Chris Campbell (CofC), 2004-07  
 78, Wes Hobson (APP), 2007-10  
 75, Philip Hartig (CIT), 1998-01  
 71, Chris Catanzaro (VMI), 1998-01  
 71, Chris Swauger (CIT), 2005-08  
 70, Rod Goldston (WCU), 2000-03  
 70, Sonny Meade (CIT), 2006-09  
 68, Chris Moore (WCU), 1996-99  
 65, Isaac Harrow (APP), 2006-09  
 64, Bryan Altman (CIT), 2007-10  
 64, Tyler White (WCU), 2010-13

### Triples

20, Lee Curtis (CofC), 2002-03  
 19, Tony Martin (ETSU), 1980-83  
 18, Corey Overholtzer (UNCG), 2007-10  
 18, Bradley Strong (WCU), 2012-15  
 17, Konstantine Diamaduros (WOF), 2009-12  
 16, Ryan Gordon (UNCG), 2000-04  
 16, Brett Gardner (CofC), 2002-05  
 16, Chris Swauger (CIT), 2005-08  
 15, Martin Barrow (WCU), 1995-98  
 15, Mac Doyle (WOF), 2009-12



*Western Carolina's Matt Raleigh (34) is the SoCon's career leader in games played (242), home runs (68) and runs scored (251). Raleigh played for the Catamounts from 1989-92.*





*The Citadel's Philip Hartig (1998-2001) finished his career as the SoCon's all-time hits leader with 360.*

## Home runs

68, Matt Raleigh (WCU), 1989-92  
64, Philip Hartig (CIT), 1998-01  
61, Clint Fairey (WCU), 1986-89  
51, Mike Nipper (ETSU), 1981-83  
51, Tommy Peterman (GSU), 1994-96  
51, Alex Tolbert (WCU), 1994-97  
50, Chris Moore (WCU), 1996-99  
50, Scott Henley (GSU), 1998-01  
50, Shane Kirkley (WOF), 2005-08  
48, A.J. Wirnsberger (GSU), 2007-10

## Grand slams

5, Todd Buchanan (WCU), 2000-03  
5, Victor Roache (GSU), 2010-12  
4, Greg Dowling (GSU), 2003-06  
4, Adam Martin (WCU), 2011-14  
3, Billy Masse (DAV), 1985-87  
3, John Piepenbrink (MAR), 1987-90  
3, Tim Frend (DAV), 1999-02  
3, Dominic Franchini (FUR), 2001-04  
3, Chip Cannon (CIT), 2001-04  
3, Isaac Harrow (APP), 2006-09  
3, A.J. Wirnsberger (GSU), 2007-10  
3, Saxon Butler (SAM), 2011-12  
3, Phillip Ervin (SAM), 2011-13  
3, Trey Truitt (MER), 2015-16

## Total bases

655, Philip Hartig (CIT), 1998-01  
580, Matt Raleigh (WCU), 1989-92  
566, Chris Campbell (CofC), 2004-07  
545, Chris Moore (WCU), 1996-99  
539, Scott Henley (GSU), 1998-01  
532, Ross Heffley (WCU), 2009-12  
531, Chris Swauger (CIT), 2005-08  
504, Wes Hobson (APP), 2007-10  
490, A.J. Wirnsberger (GSU), 2007-10  
488, Alan Beck (WCU), 2000-03

## Runs batted in

290, Philip Hartig (CIT), 1998-01  
290, Chris Campbell (CofC), 2004-07  
254, Chris Moore (WCU), 1996-99  
239, Matt Raleigh (WCU), 1989-92  
236, Scott Henley (GSU), 1998-01  
222, Alan Beck (WCU), 2000-03  
222, Ross Heffley (WCU), 2009-12  
218, A.J. Wirnsberger (GSU), 2007-10  
212, Skip Nelloms (WCU), 1985-88  
207, Sonny Meade (CIT), 2006-09

## Batting average (minimum 250 AB)

.433, Bill White (CIT), 1980-82  
.404, Randy Ingle (APP), 1977-79  
.404, Lee Curtis (CofC), 2002-03  
.403, Keith Ebersole (WCU), 1977-78  
.390, Robie Peele (APP), 1981-83  
.388, Greg Hill (MAR), 1980-83  
.388, Clint Fairey (WCU), 1986-89  
.388, Joey Bergman (CofC), 2007-10  
.383, Billy Masse (DAV), 1985-87  
.383, Byron Barber (CofC), 2004-05

## Slugging percentage

.742, Lee Curtis (CofC), 2002-03  
.726, Todd Greene (GSU), 1992-93  
.710, Billy Masse (DAV), 1985-87  
.704, Kyle Lewis (MER), 2015-16  
.693, Matt Raleigh (WCU), 1989-92  
.690, Tony Welborn (APP), 1983-86  
.682, Brandon Waring (WOF), 2005-07  
.680, Ed Dubiel (APP), 1986-87  
.667, Philip Hartig (CIT), 1998-01  
.665, Matt Leeds (CofC), 2008, 10-11

## Stolen bases

147, Chris Morris (CIT), 1998-00  
115, Terrence Smalls (CIT), 1995-98  
106, Antoine Moran (GSU), 1994-97  
103, David Beckley (CIT), 1993-96  
103, Chris Walker (GSU), 1999-02  
101, Hector, Crespo (APP), 2010-13  
100, David Groseclose (VMI), 1992-95  
99, Dan McDonnell (CIT), 1989-92  
96, Jody Wade (FUR), 1996-99  
96, Brett Gardner (CofC), 2002-05

## Strikeouts

246, Kyle Jordan (CIT), 2007-10  
214, Jason Randall (CIT), 2000-03  
208, Andrew Barna (DAV), 2010-13  
195, Jon Aughey (CIT), 2002-05  
193, David Beckley (CIT), 1993-96  
190, Mac Doyle (WOF), 2009-12  
186, Brett Anderson (CofC), 2002-05  
185, Jeremiah Parvin (DAV), 1998-01  
183, Matt Johns (WCU), 2008-11  
180, Jesse Martin (UNCG), 1999-02

## Walks

185, Dan McDonnell (CIT), 1989-92  
174, Bo Betchman (CIT), 1994-97  
156, Chip Cannon (CIT), 2001-04  
149, Sy Jones (GSU), 1993-96  
147, Alec Paradowski (WOF), 2013-16  
144, Chris Moore (WCU), 1996-99  
144, Blake Murphy (WCU), 2005-08  
142, Alan Beck (WCU), 2000-03  
140, Chris Swauger (CIT), 2005-08  
138, Brendan Gilligan (GSU), 2000-03

## Hit by pitch

62, J.R. Revere (GSU), 1999-02  
56, James Payne (GSU), 2002-05  
54, Oliver Marmol (CofC), 2005-07  
53, Griffin Benedict (GSU), 2006-09  
53, Drew DeKerlegand (CIT), 2011-14  
52, Neal Pritchard (Elon), 2008-11  
51, Daryl Byrd (CIT), 1999-01  
51, Brett Anderson (CofC), 2002-05  
50, Carlos Love (GSU), 2000-03  
49, Keith Munns (WOF), 2005-08

## Sacrifice hits

53, Brett Gardner (CofC), 2002-05  
50, Brad Moss (SAM), 2009-12  
44, Kyle Jordan (CIT), 2007-10  
42, Ben Morgan (GSU), 2011-14  
38, Jess Easterling (CofC), 2004-06  
38, Andrew Greene (FUR), 2003-06  
38, Oliver Marmol (CofC), 2005-07  
37, Ben Morgan (GSU), 2011-13  
36, Brian Pierce (GSU), 2006-09  
34, Phillip Coker (CofC), 2003-06

## Sacrifice flies

28, Chris Campbell (CofC), 2004-07  
22, Sonny Meade (CIT), 2006-09  
21, Brandon Burns (GSU), 2001-04  
20, Chris Price (Elon), 2004-06  
19, Alex Swim (Elon), 2010-13  
18, Jacob Hoyle (WCU), 2012-15  
17, Isaac Harrow (APP), 2006-09  
17, Ray Quinones (UNCG), 2008-11  
17, Neal Pritchard (Elon), 2008-11  
17, Eric Phillips (GSU), 2009-12  
17, Konstantine Diamaduros (WOF), 2009-12  
17, Trevor Edwards (UNCG), 2009, 2011-13  
17, Will Callaway (APP), 2011-13  
17, Jacob Hoyle (WCU), 2012-14  
17, Collin Woody (UNCG), 2015-16

## INDIVIDUAL SEASON PITCHING

### 10-WIN CLUB

#### 10-Win Club

15, Julio Ayala (GSU), 1996  
 12, Mike Cherry (CIT), 1983  
 12, Pete Hardee (APP), 1984  
 12, Scott Gay (WCU), 1985  
 12, Will Ertel (FUR), 1991  
 12, Jason Beverlin (WCU), 1993  
 12, Matt Baber (ETSU), 1999  
 12, David Ray (GSU), 2000  
 12, Scooter Michael (UNCG), 2002  
 12, Ryan Johnson (COFC), 2004  
 12, Jonathan Ellis (CIT), 2004  
 12, Asher Wojciechowski (CIT), 2010  
 12, Josh Martin (SAM), 2012  
 11, Moe Bauer (WF), 1950  
 11, Joe Graves (ETSU), 1981  
 11, Greg Wilcox (DAV), 1988  
 11, Jack Kimel (WCU), 1990  
 11, Phillip Grundy (WCU), 1991  
 11, Jason Beverlin (WCU), 1994  
 11, William Rushing (GSU), 1995  
 11, Chris Pollard (DAV), 1995  
 11, Mark DiFelice (WCU), 1998  
 11, Ron Colvard (CIT), 2000  
 11, Ian Ostlund (VMI), 2000  
 11, Brett Lewis (GSU), 2002  
 11, George Lehr (WOF), 2002  
 11, Ryan Johnson (COFC), 2002  
 11, Tom Mastny (FUR), 2003  
 11, Jarrett Santos (UNCG), 2003  
 11, Nick Chigges (COFC), 2006  
 11, Nick Chigges (COFC), 2007  
 11, Ben Austin (WOF), 2007  
 11, Chris Mederos (GSU), 2009  
 11, Ryan Arrowood (APP), 2012  
 11, Alex Ledford (SAM), 2014  
 10, Jim Heise (WVU), 1955  
 10, John Katona (FUR), 1971  
 10, Doug Pounder (CIT), 1971  
 10, Mickey Britt (ECU), 1976  
 10, Jerry Reed (WCU), 1977  
 10, Jeff Andrews (ETSU), 1981  
 10, Scott Gay (WCU), 1984  
 10, Keith Smith (WCU), 1986  
 10, Ken Britt (CIT), 1990  
 10, Jack Kimel (WCU), 1992  
 10, Britt Reames (CIT), 1995  
 10, Mark DiFelice (WCU), 1997  
 10, Rodney Hancock (CIT), 1999  
 10, Matt Baber (ETSU), 2000  
 10, Derrick Hawk (WCU), 2003  
 10, Jeremy Hall (ETSU), 2005  
 10, Matt Chastain (Elon), 2006  
 10, Patrick Curran (UNCG), 2006  
 10, Everett Teaford (GSU), 2006  
 10, Garrett Sherrill (APP), 2007  
 10, Steven Hensley (Elon), 2008  
 10, Jimmy Reyes (Elon), 2010  
 10, Matt Pegler (CofC), 2012  
 10, Charles Basford (SAM), 2012  
 10, Matthew Milburn (WOF), 2015  
 10, Will Gaddis (FUR), 2016

### 100-STRIKEOUT CLUB

172, William Rushing (GSU), 1995  
 159, Brian Wiley (CIT), 1998  
 159, Brian Rogers (CIT), 1998  
 155, Asher Wojciechowski (CIT), 2010  
 154, Jason Beverlin (WCU), 1994  
 150, Brian Wiley (CIT), 1999  
 143, Julio Ayala (GSU), 1996  
 135, Britt Reames (CIT), 1994  
 135, Chris Mason (UNCG), 2005  
 132, Mike Cherry (CIT), 1983  
 131, Jonathan Ellis (CIT), 2004  
 127, Dick Almes (CIT), 1959  
 124, Clark Maxwell (WCU), 1995  
 123, John Radosevich (WVU), 1964  
 123, Britt Reames (CIT), 1995  
 123, Rodney Hancock (CIT), 1999  
 122, Brett Lewis (GSU), 1999  
 122, Brett Lewis (GSU), 2002  
 122, Everett Teaford (GSU), 2006  
 120, John Radosevich (WVU), 1965  
 120, Justin Hess (GSU), 2013  
 119, Paul Chuma (WVU), 1959  
 118, Scott Gay (WCU), 1985  
 118, Dennis Dove (GSU), 2003  
 118, Everett Teaford (GSU), 2005  
 115, David Ray (GSU), 2000  
 115, Chris Beck (GSU), 2012  
 115, James Reeves (CIT), 2015  
 114, Luke Leftwich (WOF), 2015  
 113, Smitty Holland (CIT), 1966  
 113, William Rushing (GSU), 1994  
 113, Ryan Gordon (UNCG), 2000  
 113, Everett Teaford (GSU), 2004  
 113, Chris Mederos (GSU), 2009  
 112, Nick Chigges (COFC), 2007  
 111, Jim Heise (WVU), 1955  
 111, David Ray (GSU), 2000  
 110, Hank Bunnell (GWU), 1970  
 110, Mark DiFelice (WCU), 1998  
 109, John Katona (FUR), 1971  
 109, Jeff Keppen (GSU), 1997  
 109, Chris Beck (GSU), 2011  
 109, Jeremy Null (WCU), 2013  
 107, Reid Casey (ETSU), 2001  
 107, Steven Hensley (Elon), 2007  
 107, Brandon Yarusi (WOF), 2012  
 107, Jimmy Nesselt (ETSU), 2015  
 106, Percy Sensabaugh (VMI), 1964  
 106, Tim Barr (DAV), 1977  
 106, Mike Cherry (CIT), 1982  
 106, Jason Beverlin (WCU), 1993  
 106, Jarrett Santos (UNCG), 2003  
 106, Tom Mastny (FUR), 2003  
 105, Jerry Meadows (WVU), 1967  
 105, Hal Baird (ECU), 1971  
 104, Gettys Glaze (CIT), 1992  
 104, Ryan Cummings (GSU), 1997  
 104, Matt Baber (ETSU), 2000  
 103, Tom Mastny (FUR), 2003  
 103, John Carroll (GSU), 2003  
 103, Matthew Milburn (WOF), 2016  
 102, Clark Maxwell (WCU), 1997  
 102, Jared Burton (WCU), 2002  
 102, Jesse Morris (WOF), 2013  
 101, Clark Maxwell (WCU), 1996  
 101, Taft Cable (UNCG), 2000  
 101, Graham Godfrey (COFC), 2006  
 101, Jimmy Reyes (Elon), 2009  
 100, Matt Spade (MAR), 1994  
 100, Nick Chigges (COFC), 2006

#### Innings pitched

160.0, William Rushing (GSU), 1995  
 152.0, Julio Ayala (GSU), 1996  
 136.1, Jonathan Ellis (CIT), 2004  
 133.2, Matt Baber (ETSU), 2000  
 132.1, Will Ertel (FUR), 1991  
 126.1, Brett Lewis (GSU), 2002  
 125.2, Asher Wojciechowski (CIT), 2010  
 125.0, Ryan Basner (WCU), 2003  
 124.1, Jason Beverlin (WCU), 1994  
 124.0, Tom Mastny (FUR), 2003

#### Appearances

48, Zach Sherrill (CIT), 2013  
 47, Jason Richman (GSU), 2014  
 42, Todd Lee (GSU), 1997  
 41, Jarrett Santos (UNCG), 2003  
 41, Zach Lavery (CIT), 2015  
 41, Conard Broom (MER), 2016  
 40, Mike Manning (WCU), 1994  
 40, Ted Toler (UNCG), 2001  
 40, David Rivera (CIT), 2013  
 40, Matt McCall (GSU), 2014

#### Starts

22, Julio Ayala (GSU), 1996  
 20, William Rushing (GSU), 1995  
 19, Matt Baber (ETSU), 2000  
 19, Austin Redwine (WOF), 2007  
 19, Chris Beck (GSU), 2011  
 18, Clint Sauls (GSU), 1998  
 18, Everett Hancock (UNCG), 2000  
 18, Corey Ethridge (FUR), 2000  
 18, Brett Lewis (GSU), 2000  
 18, Everett Hancock (UNCG), 2001  
 18, Tom Mastny (FUR), 2002  
 18, Ryan Basner (WCU), 2003  
 18, Jonathan Ellis (CIT), 2004  
 18, Jeremy Hall (ETSU), 2005  
 18, Austin Redwine (WOF), 2006  
 18, Ben Austin (WOF), 2007  
 18, Bryan Sammons (WCU), 2016



## Losses

12, Ben Hager (APP), 2000  
 11, Danny Clark (ETSU), 1990  
 11, Duke Acors (VMI), 2002  
 11, Nick Peterson (APP), 2003  
 10, Richard Godsey (FUR), 1966  
 10, Chris Johnson (ETSU), 1985  
 10, Heath Doyle (ETSU), 1998  
 10, Kyle Hadden (WOF), 2000  
 10, George Lehr (WOF), 2000  
 10, Phil Hendrix (VMI), 2002  
 10, Kyle Shiplett (APP), 2002  
 10, Jarrod Rampey (WOF), 2003  
 10, Jonathan Reeder (APP), 2005  
 10, Rob Wilson (DAV), 2007  
 10, Warren Slack (UNCG), 2010

## Earned run average (min. 30 IP)

0.45, Denny Taylor (WVU), 1968  
 0.56, Ron Hastings (ECU), 1970  
 0.60, Mike Sullivan (MAR), 1980  
 0.65, Vaughn Kovach (WVU), 1966  
 0.67, Percy Sensabaugh (VMI), 1964  
 0.69, Roger Hatcher (UR), 1973  
 0.83, Terry Deavers (FUR), 1969  
 0.85, Marshall Dellinger (ECU), 1967  
 0.85, Dan Kyslinger (WCU), 1992  
 0.87, Richardson (W&M), 1971

## Complete games

11, Howard Bryan (DAV), 1966  
 11, Rick Pipan (DAV), 1971  
 11, Will Ertel (FUR), 1991  
 11, Chris Pollard (DAV), 1995  
 11, Matt Baber (ETSU), 1999  
 10, Blair Thomas (VMI), 1951  
 10, John Katona (FUR), 1970  
 10, John Katona (FUR), 1971  
 10, Joel Tew (DAV), 1975  
 10, Tim Barr (DAV), 1977  
 10, Jonathan Coulombe (DAV), 1997

## Walks

81, Kyle Hadden (WOF), 2000  
 71, Brian Chapman (APP), 2002  
 69, Ray Yeoman (CIT), 1972  
 69, Kirk Burnett (FUR), 1985  
 66, William Rushing (GSU), 1995  
 65, Scott Weaver (DAV), 1985  
 65, Jamie Furr (CIT), 1988  
 65, George Lehr (WOF), 2000  
 64, Tim Purcell (DAV), 1978  
 64, Travis Trammell (WOF), 2000

## Shutouts

9, Donald Marillo (CIT), 1992-95  
 5, Gettys Glaze (CIT), 1992  
 4, Frank Griffith (UR), 1962  
 4, Dick Balderson (UR), 1967  
 4, Jim Raynor (ECU), 1967  
 4, Ron Hastings (ECU), 1969  
 4, Mike Pendleton (CIT), 1978  
 4, Frank Galloway (CIT), 1979  
 4, Jeff Andrews (ETSU), 1980  
 4, Jeff Montgomery (MAR), 1981

## Saves

17, Paul Thornton (GSU), 1993  
 17, Thomas Girdwood (Elon), 2009  
 16, Nathan Hyatt (APP), 2012  
 15, Brett Harker (COFC), 2005  
 15, Josh McLaughlin (COFC), 2006  
 15, Link Saunders (CIT), 2006  
 15, Andrew Jones (SAM), 2011  
 15, Skylar Hunter (CIT), 2014  
 15, Will Stillman (WOF), 2015  
 14, Mike Manning (WCU), 1994  
 14, Preston Hatcher (WCU), 2013  
 14, Andres Gracia (SAM), 2014

## Strikeouts per 9 innings

15.0, John Radosevich (WVU), 1963  
 14.9, Tod Lee (GSU), 1996  
 14.7, Paul Chuma (WVU), 1959  
 14.2, Percy Sensabaugh (VMI), 1964  
 14.1, Smitty Holland (CIT), 1966  
 14.1, Buster Holland (CIT), 1966  
 14.1, Brian Wiley (CIT), 1998  
 14.0, John Radosevich (WVU), 1965  
 13.8, Tod Lee (GSU), 1995  
 13.8, Tod Lee (GSU), 1997

## Hit batters

27, Scott Musgrave (APP), 1995  
 27, Travis Trammell (WOF), 2000  
 23, George Lehr (WOF), 2000  
 22, David Peterson (COFC), 2010  
 20, Jamie McDonald (DAV), 2000  
 19, Austin Redwine (WOF), 2007  
 19, Mike Tavernier (WCU), 2009  
 19, David Peterson (CofC), 2011  
 17, Corey Ethridge (FUR), 2000  
 17, Thomas Middour (DAV), 2009  
 17, Josh Renfro (CofC), 2012  
 17, Max Povse (UNCG), 2013  
 17, Tyler Moore (APP), 2014

## Opposing batting average (since 2000)

.157, Randy Corn, CIT, 2002  
 .178, Tom Mastny, FUR, 2003  
 .198, Scott Tolbert, GSU, 2003  
 .199, Andrew Wantz, UNCG, 2016  
 .203, Danny Mooney, DAV, 2014  
 .205, Nick Chigges, CofC, 2006  
 .207, Matt Murray, GSU, 2011  
 .209, Randy Corn, CIT, 2001  
 .209, Josh Wirsu, GSU, 2014  
 .211, Chris Beck, GSU, 2011

## INDIVIDUAL GAME PITCHING

### Strikeouts

22 John Radosevich (WVU)  
 vs. Waynesburg, 4/16/64  
 20 Hal Baird (ECU)  
 vs. George Washington, 1970  
 20 Rodney Hancock (CIT)  
 vs. Furman, 5/19/99  
 19 Mike Cherry (CIT)  
 vs. Augusta, 3/12/83  
 19 JP Sears (CIT)  
 at VMI, 3/25/16




Photo courtesy WVU Athletic Communications  
**West Virginia's John Radosevich struck out 22 batters against Waynesburg, a single-game league record that has stood since April 16, 1964.**



**Georgia Southern's William Rushing struck out a conference-record 172 batters in 1995.**

## INDIVIDUAL CAREER PITCHING

### Wins

36, Brett Lewis (GSU), 1999-02  
 34, Mark DiFelice (WCU), 1995-98  
 33, Jack Kimel (WCU), 1989-92  
 32, Scooter Michael (UNCG), 2001-04  
 31, Nick Chigges (CofC), 2004-07  
 30, Mike Montei (CIT), 1984-87  
 30, Clark Maxwell (WCU), 1994-97  
 29, John Katona (FUR), 1969-72  
 29, Mike Pendleton (CIT), 1978-81  
 28, Tom Mastny (FUR), 2000-03  
 28, Ryan Arrowood (APP), 2009-12

### Appearances

140, Zach Sherrill (CIT), 2012-15  
 136, Mike Frongello (DAV), 2008-11  
 135, Raymond Copenhaver (CIT), 2007-10  
 130, Ted Toler (UNCG), 1998-01  
 121, Ryan Foster (WCU), 2000-03  
 118, Rob Purvis (FUR), 1999-02  
 115, Ross White (CIT), 2012-15  
 112, Tom Martin (CIT), 1995-98  
 112, George Lehr (WOF), 1999-02  
 110, Elliott Warford (FUR), 2012-15  
 109, Tod Lee (GSU), 1995-97  
 109, Jason Cadenhead (GSU), 1999-03

### Starts

71, Brett Lewis (GSU), 1999-02  
 60, Reid Casey (ETSU), 1999-02  
 59, Wes Wrenn (CIT), 2006-09  
 59, Jordan Smith (WCU), 2011-14  
 58, Corey Etheridge (FUR), 1999-02  
 58, Tom Mastny (FUR), 2000-03  
 57, Austin Redwine (WOF), 2004-07  
 56, Scooter Michael (UNCG), 2001-04  
 56, Matt Andress (APP), 2007-10  
 56, Matt Crim (CIT), 2006-09

### Innings pitched

480.2, Brett Lewis (GSU), 1999-02  
 410.2, Reid Casey (ETSU), 1999-02  
 405.0, Tom Mastny (FUR), 2000-03  
 391.1, Clint Sauls (GSU), 1995-98  
 391.0, Wes Wrenn (CIT), 2006-09  
 374.2, Jordan Smith (WCU), 2011-14  
 368.1, Scooter Michael (UNCG), 2001-04  
 363.2, Clark Maxwell (WCU), 1994-97  
 356.2, George Lehr (WOF), 1999-02  
 354.2, Austin Redwine (WOF), 2004-07

### Losses

29, Reid Casey (ETSU), 1999-02  
 27, Danny Clark (ETSU), 1989-92  
 27, Wes Self (DAV), 1998-01  
 26, Kirk Burnett (FUR), 1984-87  
 26, George Lehr (WOF), 1999-02  
 25, Jonathan Coulombe (DAV), 1994-97  
 25, Jamie McDonald (DAV), 1997-00  
 25, Corey Etheridge (FUR), 1999-02  
 24, Charles Braswell, 1991-94  
 24, Scott Clark (APP), 2003-05  
 24, Austin Redwine (WOF), 2004-07  
 24, Rob Wilson (DAV), 2004-07

### Earned run average (min. 100 IP)

1.33, Dennis Burke (ECU), 1966-68  
 1.37, Ray Yeoman (CIT), 1971-72  
 1.58, Dick Balderson (UR), 1966-68  
 1.58, Josh McLaughlin (CofC), 2005-06  
 1.65, John Katona (FUR), 1969-72  
 1.69, Tom Shafer (WVU), 1960-62  
 1.70, Ron Hastings (ECU), 1968-71  
 1.72, Steve Arrington (CIT), 1970-73  
 1.73, Jerry Meadows (WVU), 1965-67  
 1.77, Randy Corn (CIT), 1999-02

### Complete games

30, John Katona (FUR), 1969-72  
 27, Dick Balderson (UR), 1966-68  
 24, Mark Airaghi (VMI), 1980-83  
 23, Jeff Barkley (CIT), 1979-82  
 22, Mike Pendleton (CIT), 1978-81  
 21, John Radosevich (WVU), 1963-65  
 21, Kirk Burnett (FUR), 1984-87  
 20, Doug Pounder (CIT), 1968-71  
 20, Jeff Andrews (ETSU), 1979-81  
 20, Steve Condon (DAV), 1984-87  
 20, Matt Baber (ETSU), 1999-00

### Strikeouts

431, Brian Wiley (CIT), 1996-99  
 429, Brett Lewis (GSU), 1999-02  
 374, Clark Maxwell (WCU), 1994-97  
 353, Everett Teaford (GSU), 2004-06  
 339, John Radosevich (WVU), 1963-65  
 332, Nick Chigges (CofC), 2004-07  
 323, Reid Casey (ETSU), 1999-02  
 322, Brian Rogers (CIT), 1996-98  
 308, Asher Wojciechowski (CIT), 2007-10  
 307, Matthew Milburn (WOF), 2013-16

### Strikeouts per 9 innings

14.2, Tod Lee (GSU), 1995-97  
 14.1, John Radosevich (WVU), 1963-65  
 12.98, Will Stillman (WOF), 2013-16  
 12.6, Randy Corn (CIT), 1999-02  
 12.08, Lex Rutledge (SAM), 2010-12  
 10.89, Colton Davis (WCU), 2013-16  
 10.83, Drew Mahaffey (CIT), 2008-11  
 10.8, Tom Harrison (FUR), 1968-71  
 10.72, Tyler Frazier (UNCG), 2012-15  
 10.65, Luke Leftwich (WOF), 2013-15

### Walks

194, Brian Wiley (CIT), 1996-99  
 194, Reid Casey (ETSU), 1999-02  
 174, Brett Lewis (GSU), 1999-02  
 172, George Lehr (WOF), 1999-02  
 166, Kevin Simmons (APP), 1983-86  
 164, Kirk Burnett (FUR), 1984-87  
 163, Scott Weaver (DAV), 1983-86  
 163, Jamie Furr (CIT), 1986-89  
 155, Corey Etheridge (FUR), 1999-02  
 153, Chris Bengel (CIT), 1984-87

### Shutouts

9, Ron Hastings (ECU), 1968-71  
 9, Donald Morillo (CIT), 1992-95  
 7, Dick Balderson (UR), 1966-68  
 7, John Katona (FUR), 1969-72  
 7, Mike Pendleton (CIT), 1978-81  
 7, Jeff Andrews (ETSU), 1979-81  
 6, Dennis Burke (ECU), 1966-68  
 6, Doug Pounder (CIT), 1968-71  
 6, David Farmer (APP), 1976-78  
 6, Frank Galloway (CIT), 1976-79  
 6, Steve Basch (CIT), 1990-93  
 6, Scooter Michael (UNCG), 2001-04



*The Citadel's Skylar Hunter set a league record with 41 saves in his three-year career (2013-15).*

### Saves

41, Skylar Hunter (CIT), 2013-15  
 37, Thomas Girdwood (Elon), 2008-11  
 29, Hank Kraft (CIT), 1989-92  
 29, Tod Lee (GSU), 1995-97  
 29, Eric Eck (WOF), 2011-14  
 29, Brett Harker (CofC), 2003-05  
 28, Will Stillman (WOF), 2013-16  
 27, Andres Gracia (SAM), 2012-15  
 26, Donald Morillo (CIT), 1992-95  
 26, Link Saunders (CIT), 2003, 2005-07  
 25, Randy Corn (CIT), 1999-02  
 25, Jay Heafner (DAV), 2003-06  
 24, Preston Hatcher (WCU), 2010-13  
 22, Tom Martin (CIT), 1995-98  
 22, Ryan Foster (WCU), 2000-03  
 22, Tyler Powell (WCU), 2012-15

### Relief appearances

139, Zach Sherrill (CIT), 2012-15  
 136, Mike Frongello (DAV), 2008-11  
 135, Raymond Copenhaver (CIT), 2007-10  
 129, Ted Toler (UNCG), 1998-01  
 120, Ryan Foster (WCU), 2000-03  
 118, Rob Purvis (FUR), 1999-02  
 114, Ross White (CIT), 2012-15  
 112, Tom Martin (CIT), 1995-98  
 109, Tod Lee (GSU), 1995-97  
 107, Jason Cadenhead (GSU), 1999-03

### Hit batters

56, George Lehr (WOF), 1999-02  
 49, Reid Casey (ETSU), 1999-02  
 49, Tom Mastny (FUR), 2000-03  
 45, Andy Cater (DAV), 2002-05  
 43, Austin Redwine (WOF), 2004-07  
 42, Jamie McDonald (DAV), 1997-00  
 40, Tate Osterman (WOF), 1999-02  
 40, Kyle Webb (Elon), 2010-13  
 39, Corey Etheridge (FUR), 1999-02  
 39, Chris Pollard (DAV), 1993-96  
 39, Tom Mastny (FUR), 1999-02



## TEAM GAME BATTING

### At bats

78, WCU vs. Elon, 5-25-11 (20 inn.)  
76, WOF vs. Elon, 5-1-09 (18 inn.)  
70, FUR vs. WCU, 5-13-11 (16 inn.)  
68, Elon vs. WCU, 5-25-11 (20 inn.)  
68, SAM vs. Elon, 3-31-12 (18 inn.)  
64, GSU vs. Clemson, 4-21-96 (18 inn.)  
64, Elon vs. SAM, 3-31-12 (18 inn.)  
63, Elon vs. WOF, 5-1-09 (18 inn.)  
62, WCU at FUR, 4-25-09  
61, CofC vs. GSU, 4-3-09

### Hits

32, CIT vs. DAV, 4-5-82  
30, MAR vs. Morehead State, 3-22-90  
30, WCU vs. FUR, 1993  
30, CofC vs. FUR, 3-30-09  
30, WCU vs. Eastern Kentucky, 4-8-09  
29, DAV vs. ETSU, 5-12-05  
29, APP vs. Elon, 5-1-08  
28, CofC vs. George Mason, 2-25-07  
28, CofC vs. George Mason, 2-23-08  
27, GSU vs. New Jersey Tech, 2-16-07  
27, CofC vs. FUR, 3-29-09

### Hits, inning

14, GSU vs. New Jersey Tech, 2-16-07  
12, WCU vs. FUR, 1991  
11, ETSU at Eastern Kentucky, 4-20-16  
10, WOF vs. IPFW, 2-17-07  
10, WCU vs. Hartford, 3-16-08  
10, Elon vs. WOF, 5-21-08  
10, GSU at Georgia, 2-16-14  
10, WCU vs. APP, 5-3-14  
10, FUR vs. Michigan State, 3-14-15  
10, SAM at ETSU, 4-17-15

### Runs

35, MAR vs. Morehead State, 3-22-90  
34, GSU vs. New Jersey Tech, 2-16-07  
32, WCU vs. Hartford, 3-16-08  
31, CofC at DAV, 3-21-08  
30, CofC vs. Quinnipiac, 3-10-09  
29, WCU vs. MAR, 1992  
29, GSU vs. Florida A&M, 3-22-00  
29, Elon vs. APP, 5-20-05  
29, DAV vs. Mount St. Mary's, 2-28-10  
28, VMI vs. Coppin State, 4-2-02  
28, CofC vs. George Mason, 2-23-08

### Runs, inning

17, DAV vs. Mount St. Mary's, 2-28-10  
16, GSU vs. New Jersey Tech, 2-16-07  
15, Elon vs. WOF, 5-21-08  
15, WCU vs. Holy Cross (G1), 3-7-15  
14, FUR vs. WCU, 3-25-00  
14, DAV vs. Mount St. Mary's, 2-17-01  
14, WCU vs. Rider (G1), 3-15-14  
13, WCU vs. VMI, 1988  
13, WCU vs. VMI, 1991  
13, CIT vs. WOF, 2-20-96  
13, Elon vs. APP, 5-20-05  
13, WCU vs. Hartford, 3-16-08  
13, CofC vs. FUR, 3-29-09  
13, MER vs. Savannah State, 3-31-15  
13, ETSU at Eastern Kentucky, 4-20-16

### Doubles

11, APP vs. VMI, 4-14-85  
10, CofC vs. ETSU, 4-13-03  
10, GSU vs. New Jersey Tech, 2-16-07  
10, APP vs. North Carolina A&T, 2-28-07  
10, CofC vs. Ball State, 3-9-11  
10, WCU vs. Appalachian State, 5-3-14  
9, ETSU vs. APP, 4-3-99  
9, VMI vs. ETSU, 5-5-01  
9, ETSU vs. Central Michigan, 2-28-04  
9, GSU vs. APP, 5-7-05  
9, WCU vs. Wofford, 5-3-08  
9, Elon vs. UNCG, 4-2-10

### Triples

6, CIT vs. Hunter, 4-18-75

### Home runs

14, GSU vs. Columbia, 3-15-08  
10, WCU vs. UNC Asheville, 1986  
9, MAR vs. Morehead State, 1990  
9, CofC vs. Furman, 3-29-09  
9, Elon vs. CofC, 4-11-09  
8, APP vs. DAV, 4-20-97  
8, Elon vs. High Point, 5-12-09  
8, WCU vs. UNCG, 5-14-16  
7, WCU vs. WOF, 5-11-07  
7, WCU vs. WOF, 5-12-07  
7, WCU vs. Hartford, 3-16-08  
7, WOF vs. Presbyterian, 4-21-09  
7, VMI vs. Maryland Eastern Shore, 3-11-16

### Runs batted in

34, MAR vs. Morehead State, 3-22-90  
31, GSU vs. New Jersey Tech, 2-16-07  
31, CofC at DAV, 3-21-08  
30, CofC vs. Quinnipiac, 3-10-09  
29, WCU vs. Hartford, 3-16-08  
27, GSU vs. APP, 5-7-05  
27, CofC vs. George Mason, 2-23-08  
27, CofC vs. FUR, 3-29-09  
26, UNCG vs. North Carolina A&T, 4-23-03  
26, Elon vs. APP, 5-20-05  
26, Elon at WCU, 5-9-09  
26, CofC vs. Charleston Southern, 3-24-10

### Total bases

65, CofC vs. FUR, 3-29-09  
64, GSU vs. Columbia, 3-15-08  
57, VMI vs. Maryland Eastern Shore, 3-11-16  
52, CofC vs. George Mason, 2-23-08  
52, WCU vs. Hartford, 3-16-08  
52, Elon vs. CofC, 4-11-09  
49, DAV vs. UNC Asheville, 4-21-93  
48, CofC at DAV, 3-21-08  
47, ETSU vs. APP, 4-3-99  
47, CofC vs. Lipscomb, 3-4-05  
47, CofC vs. Georgia Mason, 2-25-07

### Walks

19, DAV vs. Cascade Mills, 3-19-49  
19, CIT vs. Butler, 3-15-95  
19, CIT vs. ETSU, 3-18-95  
18, GSU vs. Coppin State, 2-28-09  
18, UNCG vs. Albany, 2-27-10  
17, Elon vs. WOF, 5-1-09  
17, WOF vs. North Carolina A&T, 3-18-09  
17, GSU vs. Charleston Southern, 5-17-11  
16, APP vs. Morris Brown, 3-19-78  
16, DAV vs. Yale, 3-11-97  
16, GSU vs. Georgia State, 4-14-99

### Walks, inning

9, CIT vs. Salisbury State, 3-31-87  
9, GSU vs. Charleston Southern, 5-17-11

### Strikeouts

25, WOF at Elon, 5-1-09  
23, UTC vs. Vanderbilt, 4-21-70  
21, APP vs. CIT, 4-12-97  
21, DAV vs. GSU, 3-2-03  
21, VMI vs. CIT, 3-25-16  
20, FUR vs. CIT, 5-19-99  
20, Elon vs. WCU, 5-25-11  
19, WCU at DAV, 5-14-09  
19, CofC vs. GSU, 3-30-12  
19, Elon vs. UNCW, 4-25-12  
19, CofC vs. Coastal Carolina, 4-10-13  
19, Davidson vs. Wofford, 5-23-14

### Sacrifice hits

6, CofC vs. GSU, 5-9-04  
6, UNCG vs. Penn State, 2-26-12  
6, MER vs. Georgia, 2-24-16  
5, CIT vs. VMI, 4-28-84  
5, ETSU vs. APP, 4-22-00  
5, UNCG vs. DAV, 5-24-02  
5, CofC vs. ETSU, 4-13-03  
5, GSU vs. CIT, 5-5-03  
5, CofC vs. Virginia, 2-6-06  
5, Elon vs. WOF, 5-3-09  
5, GSU vs. Charleston Southern, 5-4-11  
5, WOF vs. Marshall, 3-2-13  
5, WOF vs. Furman, 4-14-13  
5, ETSU vs. Virginia Tech, 4-15-15  
5, MER at UNCG, 5-19-16  
5, MER at UNCG, 5-20-16

### Sacrifice flies

8, CIT vs. Coppin State, 2-19-05  
6, CofC vs. Quinnipiac, 3-10-09  
5, ETSU vs. VMI, 5-5-01  
5, CIT vs. VMI, 4-28-94  
4, GSU vs. WOF, 5-19-06  
4, GSU vs. WOF, 5-20-06  
4, VMI vs. CIT, 4-28-94  
4, CIT vs. DAV, 4-21-07  
4, FUR vs. UNCG, 3-21-14  
4, WCU vs. Elon, 3-23-14  
4, FUR vs. College of Charleston, 4-25-15  
4, CIT at ETSU, 5-20-16

### Stolen bases

13, UNCG vs. N.C. A&T, 3-31-99  
12, WOF vs. Alcorn State, 3-15-14  
11, CIT vs. Western Michigan, 2-26-00  
11, UNCG vs. North Carolina A&T, 4-12-00  
11, FUR vs. Gardner-Webb, 5-2-12  
11, WOF vs. Rider, 2-26-16  
10, CofC vs. UNC Asheville, 2-19-00  
10, CofC vs. Detroit, 3-6-01  
10, GSU vs. Buffalo, 3-6-05  
10, WCU vs. George Mason, 2-22-15  
10, UNCG vs. North Carolina A&T, 3-22-16

## TEAM GAME BATTING (CONT.)

### Hit by pitch

10, WOF vs. Iona, 2-19-11  
9, WCU vs. Hartford, 3-16-08  
8, VMI vs. WOF, 4-4-99  
8, DAV vs. Albany, 3-8-00  
8, CofC vs. Howard, 2-9-02  
8, CofC vs. Hofstra, 2-16-04  
8, GSU vs. APP, 5-7-05  
8, DAV vs. Mount St. Mary's, 2-28-10  
8, WOF vs. Davidson, 3-22-14  
8, WCU at SAM, 5-10-15

### Hit by pitch, inning

6, WCU vs. Rider (G1), 3-15-14  
5, DAV vs. Mount St. Mary's, 2-28-10  
4, VMI vs. WOF, 4-4-99  
4, GSU vs. APP, 5-7-05  
4, WOF vs. DAV, 3-22-14  
4, WCU vs. Holy Cross (G1), 3-7-15

### Hit by pitch, both teams

12, WCU (8) at SAM (4), 5-10-15  
11, WOF (10) vs. Iona (1), 2-19-11  
10, CofC (3) at FUR (7), 4-11-10  
10, WOF (8) vs. DAV (2), 3-22-14  
9, VMI (8) vs. WOF (1), 4-4-99  
9, WCU vs. DAV, 4-30-00  
9, Elon (2) vs. UNC Wilmington (7), 4-19-05  
9, WCU (9) vs. Hartford (0), 3-16-08  
9, WCU (7) vs. Rider (2), 3-15-14  
8, DAV (8) vs. Albany (0), 3-8-00  
8, GSU (8) vs. APP (0), 5-7-05  
8, CofC (7) vs. SAM (1), 3-12-10  
8, WCU (7) vs. CofC (1), 3-26-10

### Left on base

23, Elon vs. WOF, 5-1-09  
21, CIT vs. Butler, 3-11-06  
21, CIT vs. ETSU, 2-10-07  
21, CIT vs. Virginia Tech, 2-23-07  
21, SAM vs. Elon, 3-31-12  
20, CIT vs. UNCG, 5-4-01  
20, CofC vs. UNCW, 2-22-11  
20, WCU vs. Elon, 5-25-11  
19, WCU vs. SAM, 4-16-16  
18, WCU vs. CIT, 4-5-02  
18, Elon vs. APP, 2-28-04  
18, APP vs. Elon, 5-1-08  
18, GSU vs. CofC, 4-3-09  
18, GSU vs. DAV, 5-20-09  
18, WCU vs. Eastern Kentucky, 4-8-09  
18, WOF vs. North Carolina A&T, 3-18-09  
18, GSU vs. Charleston Southern, 4-9-13  
18, VMI vs. Western Carolina, 4-8-16

### Plate appearances

90, WCU vs. Elon, 5-25-11 (20 inn.)  
88, Elon vs. WOF, 5-1-09 (18 inn.)  
82, WOF vs. Elon, 5-1-09 (18 inn.)  
80, Elon vs. WCU, 5-25-11 (20 inn.)  
78, GSU vs. Clemson, 4-21-96 (18 inn.)  
78, FUR vs. WCU, 5-13-11 (16 inn.)  
78, Elon vs. SAM, 3-31-12 (18 inn.)  
76, WCU vs. FUR, 5-13-11 (16 inn.)  
75, Elon vs. SAM, 3-31-12 (18 inn.)  
73, GSU vs. CofC, 4-3-09 (14 inn.)

## TEAM GAME PITCHING

### Innings pitched

20.0, Elon vs. WCU, 5-25-11  
20.0, WCU vs. Elon, 5-25-11  
18.0, GSU vs. Clemson, 4-21-96  
18.0, Elon vs. WOF, 5-1-09  
18.0, Elon vs. SAM, 3-31-12  
18.0, SAM vs. Elon, 3-31-12  
17.2, WOF vs. Elon, 5-1-09  
17.0, CofC vs. Virginia, 2-26-06  
16.0, Elon vs. South Florida, 2-27-11  
16.0, FUR vs. WCU, 5-13-11  
16.0, WCU vs. FUR, 5-13-11

### Hits allowed

33, CIT vs. South Carolina, 4-17-86  
30, FUR vs. CofC, 3-29-09  
29, Elon vs. APP, 5-1-08  
29, DAV vs. Wake Forest, 2-24-00

### Strikeouts

25, Elon vs. WOF, 5-1-09  
22, WVU vs. Waynesburg, 4-16-64  
21, CIT vs. APP, 4-12-97  
21, GSU vs. DAV, 3-2-03  
21, CIT at VMI, 3-25-16  
20, ECU vs. George Washington, 1970  
20, GSU vs. Georgia State, 4-30-96  
20, CIT vs. FUR, 5-19-99  
20, WCU vs. Elon, 5-25-11  
19, CIT vs. Augusta, 3-12-83  
19, DAV vs. WCU, 5-14-09  
19, GSU vs. CofC, 3-30-12  
19, WOF vs. DAV, 5-23-14  
19, CIT vs. Air Force, 2-13-15  
19, ETSU at UNC Asheville, 4-13-16

### Walks

24, ETSU vs. Tennessee, 2-24-88  
18, GSU vs. Clemson, 4-21-96 (18 inn.)  
17, WOF at Elon, 5-1-09 (18 inn.)  
17, WCU at Clemson, 6-3-16  
15, APP at FUR, 3-22-75  
15, APP at Georgia Tech, 3-24-78  
15, APP at Oklahoma State, 5-23-86  
15, APP at Georgia Tech, 3-8-89  
15, WCU at Appalachian State, 4-22-15  
15, FUR vs. Clemson, 5-12-15  
15, UNCG vs. Illinois, 3-11-16

### Runs allowed

32, CIT vs. South Carolina, 4-2-92  
31, DAV vs. CofC, 3-21-08  
30, FUR vs. Ohio, 3-17-79  
30, DAV vs. Wake Forest, 2-24-00

### Earned runs allowed

30, DAV vs. CofC, 3-21-08  
29, DAV vs. Wake Forest, 2-24-00  
27, WCU vs. Elon, 5-9-09  
26, WOF vs. WCU, 5-11-07  
25, CIT vs. South Carolina, 4-2-92  
25, DAV at CofC, 5-3-09

### Wild pitches

10, FUR vs. Marist, 3-8-15  
9, APP vs. Elon, 3-16-07  
8, VMI vs. GSU, 4-10-99  
8, CofC at WCU, 3-27-10  
8, FUR vs. Gardner-Webb, 2-20-13  
8, SAM vs. WCU, 5-10-15  
8, FUR vs. Michigan State, 2-20-16  
7, WOF vs. UNCG, 4-11-99  
7, WOF vs. Winthrop, 2-16-00  
7, WCU vs. Tennessee Tech, 5-3-13  
7, FUR at UNCG, 3-22-14  
7, WOF at WCU, 4-3-15

### Hit batters

8, WOF vs. VMI, 4-4-99  
8, CofC vs. Howard, 2-10-02  
8, APP vs. GSU, 5-7-05  
8, DAV vs. WOF, 3-22-14  
8, SAM vs. WCU, 5-10-15  
7, DAV vs. GSU, 3-1-03  
7, CofC vs. CIT, 3-29-03  
7, DAV vs. WCU, 3-27-04  
7, CofC vs. Indiana State, 3-15-08  
7, Elon vs. GSU, 5-24-09  
7, CofC vs. SAM, 3-12-10  
7, WCU vs. CofC, 3-26-10  
7, FUR vs. CofC, 4-11-10  
7, WOF vs. Marist, 3-9-14

### Hit batters, inning

4, DAV vs. CofC, 4-18-04  
4, APP vs. GSU, 5-7-05  
4, DAV vs. WOF, 3-22-14

## TEAM GAME FIELDING

### Putouts

60, Elon vs. WCU, 5-25-11 (20 inn.)  
60, WCU vs. Elon, 5-25-11 (20 inn.)  
54, GSU vs. Clemson, 4-21-96 (18 inn.)  
54, Elon vs. WOF, 5-1-09 (18 inn.)  
54, Elon vs. SAM, 3-31-12 (18 inn.)  
54, SAM vs. Elon, 3-31-12 (18 inn.)  
53, WOF vs. Elon, 5-1-09 (18 inn.)  
51, CofC vs. Virginia, 2-26-06 (17 inn.)  
48, Elon vs. South Florida, 2-27-11 (16 inn.)  
48, FUR vs. WCU, 5-13-11 (16 inn.)  
48, WCU vs. FUR, 5-13-11 (16 inn.)

### Assists

29, ETSU vs. APP, 5-18-00  
29, WCU vs. Elon, 5-25-11  
28, CIT vs. Old Dominion, 2-22-04  
26, DAV vs. Morehead State, 3-21-94  
26, CofC vs. Notre Dame, 6-2-06  
25, Elon vs. WCU, 5-25-11  
24, WOF vs. GSU, 4-17-99  
23, DAV vs. Coker, 2-13-93  
23, CIT vs. Tennessee Tech, 2-28-09  
23, FUR vs. CIT, 5-13-12  
23, SAM vs. Elon, 3-31-12  
23, SAM at Memphis, 3-9-15

### Errors

11, CIT vs. East Carolina, 4-21-73  
9, VMI vs. APP, 3-27-99  
9, WOF vs. GSU, 4-18-99  
9, VMI vs. ETSU, 5-5-01  
8, WOF vs. South Carolina, 3-22-00  
8, Elon vs. Coastal Carolina, 5-7-09  
8, SAM vs. APP, 4-25-10  
8, DAV vs. NC State, 3-7-12  
7, DAV vs. WOF, 3-10-06  
7, CofC vs. Towson, 2-18-07  
7, Elon vs. CofC, 5-6-07  
7, DAV vs. WOF, 3-28-08  
7, WCU vs. ETSU, 3-25-08  
7, WCU vs. Eastern Kentucky, 4-8-09  
7, CIT vs. FUR, 4-15-11  
7, DAV vs. Lehigh, 2-26-11  
7, WCU vs. Michigan State, 2-22-13  
7, CIT vs. VCU, 3-2-13  
7, WOF vs. USC Upstate, 4-17-13  
7, Elon vs. Western Carolina, 3-23-14  
7, CIT at Charleston Southern, 4-5-16

### Double plays

5, 14 times, most recent: WCU vs. Nebraska, 6-4-16



## TEAM SEASON BATTING

### Batting average

.355, College of Charleston, 2005  
 .353, Appalachian State, 1978  
 .351, Western Carolina, 1997  
 .350, College of Charleston, 2007  
 .346, Appalachian State, 1981  
 .346, The Citadel, 1982  
 .346, Georgia Southern, 2008  
 .345, College of Charleston, 2009  
 .345, UNCG, 2016  
 .342, ETSU, 1997

### At-bats

2,360, Western Carolina, 1985  
 2,343, The Citadel, 2004  
 2,293, College of Charleston, 2010  
 2,292, College of Charleston, 2005  
 2,285, Georgia Southern, 2002  
 2,265, Western Carolina, 2003  
 2,262, Elon, 2013  
 2,256, Western Carolina, 1997  
 2,253, The Citadel, 2010  
 2,246, Western Carolina, 1992

### Runs

627, College of Charleston, 2008  
 604, Elon, 2009  
 595, Georgia Southern, 2008  
 576, College of Charleston, 2010  
 565, Georgia Southern, 2009  
 560, Western Carolina, 1997  
 554, College of Charleston, 2009  
 553, College of Charleston, 2005  
 552, College of Charleston, 2007  
 545, Elon, 2008

### Hits

814, College of Charleston, 2005  
 792, Western Carolina, 1997  
 760, College of Charleston, 2004  
 760, College of Charleston, 2007  
 751, Georgia Southern, 2008  
 733, Georgia Southern, 2002  
 732, College of Charleston, 2010  
 728, Western Carolina, 1985  
 728, The Citadel, 2009  
 726, UNCG, 2016

### Doubles

174, College of Charleston, 2005  
 168, Appalachian State, 2007  
 161, College of Charleston, 2008  
 160, College of Charleston, 2010  
 156, College of Charleston, 2009  
 155, Georgia Southern, 2000  
 154, Georgia Southern, 2008  
 151, College of Charleston, 2002  
 149, College of Charleston, 2007  
 148, Western Carolina, 2003  
 148, Western Carolina, 2007

### Triples

42, College of Charleston, 2002  
 36, ETSU, 1981  
 35, ETSU, 1979  
 33, ETSU, 1982  
 32, UNCG, 2016  
 31, The Citadel, 1996  
 29, The Citadel, 1981  
 29, Appalachian State, 1981  
 27, The Citadel, 1982  
 27, UNCG, 1999  
 27, College of Charleston, 2003

### Home runs

138, Elon, 2009  
 130, College of Charleston, 2008  
 116, Western Carolina, 1988  
 114, Georgia Southern, 2008  
 110, College of Charleston, 2009  
 108, Wofford, 2007  
 105, College of Charleston, 2010  
 100, Western Carolina, 1997  
 93, Mercer, 2016  
 92, College of Charleston, 2007

### Grand slams

7, Elon, 2009  
 7, Mercer, 2015  
 6, Georgia Southern, 2008  
 6, Appalachian State, 2009  
 6, Mercer, 2016  
 5, College of Charleston, 2009  
 5, College of Charleston, 2010  
 5, UNCG, 2016  
 4, Davidson 1997  
 4, Davidson 1988  
 4, Elon, 2006  
 4, Georgia Southern, 2009  
 4, Western Carolina, 2009  
 4, Wofford, 2009  
 4, UNCG, 2010  
 4, Western Carolina, 2013  
 4, Samford, 2016  
 4, VMI, 2016

### Runs batted in

589, College of Charleston, 2008  
 558, Elon, 2009  
 543, Georgia Southern 2008  
 532, College of Charleston, 2010  
 517, College of Charleston, 2009  
 513, College of Charleston, 2007  
 505, Georgia Southern, 2009  
 495, College of Charleston, 2005  
 495, Elon, 2008  
 491, Western Carolina, 1997

### Total bases

1,310, Elon, 2009  
 1,304, College of Charleston, 2008  
 1,269, Georgia Southern, 2008  
 1,237, College of Charleston, 2007  
 1,237, College of Charleston, 2010  
 1,224, College of Charleston, 2009  
 1,196, College of Charleston, 2005  
 1,171, Western Carolina, 1988  
 1,158, Western Carolina, 2007  
 1,131, Wofford, 2007

### Slugging percentage

.607, College of Charleston, 2008  
 .596, Elon, 2009  
 .590, College of Charleston, 2009  
 .584, Georgia Southern, 2008  
 .570, College of Charleston, 2007  
 .559, Davidson, 1987  
 .539, College of Charleston, 2010  
 .538, UNCG, 2016  
 .523, Western Carolina, 1999  
 .523, ETSU, 2005

### Walks

366, Mercer, 2016  
 330, Elon, 2008  
 328, College of Charleston, 2008  
 326, Georgia Southern, 1997  
 326, Elon, 2009  
 325, Western Carolina, 1985  
 314, College of Charleston, 2000  
 308, Georgia Southern, 1995  
 308, Elon, 2006  
 302, Georgia Southern, 2008  
 302, Elon, 2010

### Strikeouts

521, UNCG, 2001  
 520, The Citadel, 2016  
 516, The Citadel, 2015  
 514, Georgia Southern, 2013  
 488, College of Charleston, 2012  
 484, Wofford, 2016  
 479, College of Charleston, 2010  
 479, VMI, 2016  
 476, Davidson, 2011  
 469, Elon, 2009

### Stolen bases

198, The Citadel, 2000  
 163, Wofford, 2013  
 155, Elon, 2008  
 153, Western Carolina, 1998  
 152, UNCG, 1999  
 152, Wofford, 2014  
 151, Georgia Southern, 2002  
 148, The Citadel, 1999  
 146, The Citadel, 1982  
 146, UNCG, 1998

### Hit by pitch

122, College of Charleston, 2004  
 108, Elon, 2005  
 107, Georgia Southern, 2009  
 105, Elon, 2008  
 99, College of Charleston, 2005  
 98, College of Charleston, 2000  
 98, Western Carolina, 2016  
 96, College of Charleston, 2007  
 94, Georgia Southern, 2003  
 93, Elon, 2010  
 93, Western Carolina, 2010

### Sacrifice hits

95, College of Charleston, 2006  
 94, College of Charleston, 2004  
 93, Mercer, 2016  
 89, College of Charleston, 2005  
 89, UNCG, 2011  
 81, UNCG, 2012  
 79, Mercer, 2015  
 77, The Citadel, 2004  
 72, College of Charleston, 2007  
 70, The Citadel, 2006

### Sacrifice flies

43, College of Charleston, 2009  
 40, Elon, 2006  
 40, College of Charleston, 2011  
 38, UNCG, 2008  
 37, Georgia Southern, 2002  
 37, Georgia Southern, 2008  
 37, Furman, 2014  
 37, UNCG, 2016  
 36, Elon, 2005  
 36, College of Charleston, 2007  
 36, College of Charleston, 2010

## TEAM SEASON PITCHING

### Earned run average

1.46, West Virginia, 1964  
1.46, VMI, 1970  
1.57, East Carolina, 1970  
1.66, The Citadel, 1970  
1.74, The Citadel, 1972  
1.84, West Virginia, 1966  
1.86, East Carolina, 1974  
1.91, The Citadel, 1969  
1.93, East Carolina, 1967  
1.94, William & Mary, 1970

### Opponents batting average

.238, College of Charleston, 2006  
.241, College of Charleston, 2012  
.242, Samford, 2011  
.247, VMI, 1995  
.249, Samford, 2012  
.252, The Citadel, 1998  
.252, Georgia Southern, 2014  
.255, Elon, 2011  
.256, UNCG, 2003  
.257, The Citadel, 2002

### Wins

48, College of Charleston, 2005  
47, College of Charleston, 2004  
46, The Citadel, 1990  
46, Georgia Southern, 1996  
46, College of Charleston, 2006  
45, Western Carolina, 1994  
45, Western Carolina, 1998  
45, Elon, 2006  
44, ETSU, 1981  
44, Western Carolina, 1992  
44, Elon, 2008  
44, College of Charleston, 2010

### Losses

43, Appalachian State, 2004  
42, Appalachian State, 2005  
42, The Citadel, 2016  
39, Marshall, 1997  
38, Davidson, 1998  
38, Appalachian State, 1999  
38, Wofford, 2000  
38, Western Carolina, 2000  
38, Appalachian State, 2000  
38, Davidson, 2008  
38, Wofford, 2010

### Complete games

29, ETSU, 1980  
28, Davidson, 1975  
28, Appalachian State, 1982  
27, ETSU, 1979  
27, Marshall, 1981  
27, Furman, 1992  
26, Western Carolina, 1984  
25, Chattanooga, 1981  
25, Furman, 1991  
23, William & Mary, 1976  
23, The Citadel, 1983

### Shutouts

11, The Citadel, 1978  
9, Richmond, 1972  
9, ETSU, 1980  
9, Appalachian State, 1983  
9, The Citadel, 1992  
9, Georgia Southern, 1994  
8, The Citadel, 1979  
8, The Citadel, 1982  
7, The Citadel, 1971  
7, East Carolina, 1977  
7, Marshall, 1981  
7, Appalachian State, 1983  
7, The Citadel, 1991  
7, Elon, 2011

### Innings pitched

600.2, The Citadel, 2004  
580.2, The Citadel, 2010  
575.1, College of Charleston, 2006  
573.1, Elon, 2013  
570.1, Samford, 2012  
568.0, College of Charleston, 2005  
567.2, College of Charleston, 2010  
566.2, College of Charleston, 2004  
566.1, Western Carolina, 2003  
565.0, Western Carolina, 1985  
565.0, Georgia Southern, 2014

### Walks

365, Western Carolina, 1985  
323, Western Carolina, 2015  
318, Western Carolina, 2016  
313, Wofford, 2000  
312, Wofford, 2009  
307, UNCG, 2016  
305, Appalachian State, 2004  
296, Wofford, 2007  
295, The Citadel, 1996  
295, Western Carolina, 2011

### Strikeouts

598, The Citadel, 1998  
591, Georgia Southern, 2003  
552, Georgia Southern, 2002  
543, Georgia Southern, 2001  
534, The Citadel, 1999  
531, College of Charleston, 2010  
522, College of Charleston, 2006  
512, Western Carolina, 2016  
509, College of Charleston, 2005  
509, The Citadel, 2015

### Saves

24, Elon, 2009  
20, College of Charleston, 2007  
20, College of Charleston, 2011  
19, Appalachian State, 1981  
19, Georgia Southern, 1993  
19, College of Charleston, 2004  
19, College of Charleston, 2005  
19, The Citadel, 2006  
19, Elon, 2012  
18, College of Charleston, 2008  
18, Appalachian State, 2012  
18, Samford, 2014  
18, Wofford, 2015

### Runs allowed

527, Appalachian State, 2005  
524, Appalachian State, 1999  
522, VMI, 1981  
521, Wofford, 2007  
514, Wofford, 2010  
511, VMI, 1997  
509, Davidson, 2007  
506, Marshall, 1997  
486, Davidson, 1997  
484, Davidson, 2008

### Highest earned run average

12.02, VMI, 1981  
10.97, Marshall, 1997  
9.58, Marshall, 1996  
9.54, ETSU, 1988  
9.36, Appalachian State, 1999  
9.11, VMI, 1997  
8.90, VMI, 1980  
8.85, Wofford, 2003  
8.79, Appalachian State, 1998

### Hit batters

92, Western Carolina, 2009  
85, Davidson, 2007  
85, Samford, 2015  
82, Davidson, 2008  
82, Western Carolina, 2008  
82, College of Charleston, 2011  
81, Western Carolina, 2000  
81, Elon, 2014  
80, Wofford, 2007  
80, Georgia Southern, 2008  
80, Furman, 2010

## TEAM SEASON FIELDING

### Double plays

68, Georgia Southern, 1992  
68, Furman, 2005  
66, Elon, 2010  
64, Wofford, 2000  
64, Wofford, 2007  
63, Georgia Southern, 1996  
61, College of Charleston, 1999  
61, Furman, 2002  
61, Elon, 2009  
60, The Citadel, 1987  
60, The Citadel, 2004  
60, Georgia Southern, 2009

### Errors

138, Appalachian State, 2005  
135, Chattanooga, 1981  
130, Western Carolina, 1992  
127, The Citadel, 1994  
127, Georgia Southern, 1997  
125, VMI, 1981  
123, Georgia Southern, 1998  
122, VMI, 2000  
121, Davidson, 1982  
121, Western Carolina, 1995



## INDIVIDUAL GAME BATTING

**Most at-bats:** 10, Aaron Attaway (WCU) vs. Elon, 2011; Ross Heffley (WCU) vs. Elon, 2011

**Most hits:** 6, Tyler White (WCU) vs. Elon, 2011

**Most runs:** 5, Nathan Dunn (ETSU) vs. VMI, 1992; David Groseclose (VMI) vs. Davidson, 1993; Ronny Marmol (COFC) vs. VMI, 1999; Brandon Waring (WOF) vs. College of Charleston, 2007; Jeremiah Parker (GSU) vs. UNCG, 2008; Shawn Payne (GSU) vs. Western Carolina, 2011; Quinn Bower (Elon) vs. College of Charleston, 2013

**Most doubles:** 3, Dave Piela (WCU) vs. The Citadel, 1988; Scott McDaniel (APP) vs. Western Carolina, 1995; Phillip Coker (COFC) vs. UNCG, 2004; Brent Stephens (GSU) vs. ETSU, 2005; Chase Austin (Elon) vs. Georgia Southern, 2007

**Most triples:** 2, Matt Raleigh (WCU) vs. VMI, 1991; Jim Morrill (FUR) vs. The Citadel, 1996

**Most home runs:** 3, Trey Truitt (MER) vs. The Citadel, 2016

**Most total bases:** 13, Trey Truitt (MER) vs. The Citadel, 2016

**Most runs batted in:** 8, Heath Quinn (SAM) vs. Wofford, 2015  
6, John Parrott (VMI) vs. Davidson, 1987; Skip Nelloms (WCU) vs. Appalachian State, 1988; Johnny McCraw (APP) vs. Marshall, 1989; Brandon Waring (WOF) vs. College of Charleston, 2007; Greg Feltes (UNCG) vs. Georgia Southern, 2008; Chase Austin (Elon) vs. Western Carolina, 2009; Danny Rodriguez (SAM) vs. Wofford, 2015

**Most stolen bases:** 4, Josh Edgeworth (COFC) vs. Appalachian State, 2000

**Highest batting average:** 1.000 (5-for-5), John Connolly (WCU) vs. Davidson, 1994; Cory Harilchak (Elon) vs. College of Charleston, 2008; Alec Paradowski (WOF) vs. Davidson, 2014

**Most walks:** 5, Sky Overton (FUR) vs. UNCG, 2016

## INDIVIDUAL GAME PITCHING

**Most innings pitched:** 11.0, Rodney Lemonds (APP) vs. Georgia Southern, 2000

**Fewest hits (min. 9 inn.):** 2, Billy Baker (CIT) vs. Marshall, 1990; Derek Cockrell (WCU) vs. VMI, 1993

**Most strikeouts:** 20, Rodney Hancock (CIT) vs. Furman, 1999

**Fewest walks (min. 9 inn.):** 0, Ken Britt (CIT) vs. Appalachian State, 1991; Phillip Grundy (WCU) vs. The Citadel, 1992; Julio Ayala (GSU) vs. Davidson, 1996; Mark DiFelice (WCU) vs. Furman, 1997; Brett Lewis (GSU) vs. College of Charleston, 2001; Matt Nunley (ETSU) vs. Furman, 2001; Ken Eggleton (CIT) vs. Davidson, 2004; David Whitehead (Elon) vs. The Citadel, 2012; C.K. Irby (SAM) vs. Appalachian State, 2013; Adam Scott (WOF) vs. Furman, 2015

**Most consecutive scoreless innings:** 9, on 14 occasions, most recently, Will Gaddis (FUR) vs. ETSU, 2016

## INDIVIDUAL TOURNAMENT BATTING

**Most at-bats:** 29, Chris Petersen (GSU), 1992; Garrett Brown (WCU), 2016

**Most hits:** 14, Brandon Waring (WOF), 2007

**Most runs:** 13, David Beckley (CIT), 1996; Cory Harilchak (Elon), 2008

**Most doubles:** 5, Joey Cox (WCU), 1991; Phillip Coker (COFC), 2004

**Most triples:** 2, Matt Raleigh (WCU), 1991; Matt Wilson (GSU), 1993; Mike Tidick (WCU), 1994; Mark Hamlin (GSU), 1995; Franco Martin (VMI), 1995; Jim Reynolds (MAR), 1995; Mark Hamlin (GSU), 1996; Brian Joyce (DAV), 1997; Josh Edgeworth (COFC), 2000; Chris Behne (APP), 2000; Chad Hall (GSU), 2002; Drew Davis (Elon), 2004; Michael Kohn (COFC), 2007; Zeth Stone (SAM), 2012; Ryan Kinsella (Elon), 2013

**Most home runs:** 5, Brandon Waring (WOF), 2007

**Most total bases:** 31, Brandon Waring (WOF), 2007

**Most runs batted in:** 16, Brandon Waring (WOF), 2007

**Highest batting average (Min. 10 AB):** .769 (10-for-13), Joe Jackson (CIT), 2013; .714 (10-for-14), A.J. Zickgraf (GSU), 2003; .688 (11-for-16), Craig Caudill (FUR), 2002

**Most stolen bases:** 6, Josh Edgeworth (COFC), 2000; Chris Morris (CIT), 2000

**Most walks:** 8, Dan McDonnell (CIT), 1990; Antoine Moran (GSU), 1997; Greg Blake (CofC), 2010; Matt Meeder (MER), 2016; Caleb Robinson (WCU), 2016

## INDIVIDUAL TOURNAMENT PITCHING

**Most appearances:** 6, Jason Richman (GSU), 2014; 5, Doug Udzilla (WCU), 1990; David Noyce (FUR), 1997; Ted Toler (UNCG), 1998; Taft Cable (UNCG), 2001; Justin Smith (CIT), 2007; Raymond Copenhaver (CIT), 2007

**Most wins:** 3, Jason Beverlin (WCU), 1993

**Most innings pitched:** 18.2, Jim Carragher (GSU), 1992

**Lowest earned run average (min. 9 inn.):** 0.00, Brian Rogers (CIT), 1998 (13.0 IP); Rodney Lemonds (APP), 2000 (11.0 IP); Justin Hess (GSU), 2013 (11.0 IP); Ryan Basner (WCU), 2003 (10 IP); Andy Rickman (WCU), 1985 (9.1 IP); Jay Reames (CIT), 1996 (9.0 IP); Scooter Michael (UNCG), 2002 (9.0 IP); Ryan Johnson (COFC), 2002 (9.0 IP); Jeff Stovall (FUR), 2002 (9.0 IP); Tom Mastny (FUR), 2003 (9.0 IP); Chris Mason (UNCG), 2003 (9.0 IP); Jimmy Reyes (Elon), 2010 (9.0 IP); Seth Grant (APP), 2011 (9.0 IP); C.K. Irby (SAM), 2013 (9.0 IP); Adam Scott (WOF), 2015 (9.0 IP); Will Gaddis (FUR), 2016 (9.0 IP)

**Fewest hits (min. 9 inn.):** 3, Dallas Rhinehart (ETSU), 1992 (9.0 IP); Brian Rogers (CIT), 1998 (13.0 IP); Robbie Huffstetler (APP), 2001 (9.0 IP)

**Most strikeouts:** 22, Chris Beck (GSU), 2011

**Fewest walks (min. 9 inn.):** 0, Ryan Askew (MER), 2016 (13.0 IP); Brad Josey (WCU), 2004 (10.2 IP); Ken Eggleton (CIT), 2004 (9.0 IP); Jeff Stovall (FUR), 2002 (9.0 IP); Ben Hagar (APP), 2001 (9.0 IP); Mark DiFelice (WCU), 1997 (9.0 IP); C.K. Irby (SAM), 2013 (9.0 IP); Adam Scott (WOF), 2015 (9.0 IP); Julio Ayala (GSU), 1996; Phillip Grundy (WCU), 1992; Ken Britt (CIT), 1991

**Most consecutive scoreless innings:** 13.0, Brian Rogers (CIT), 1998; Wes Wrenn (CIT), 2007

**Most saves:** 4, Nick Hollstegge (FUR), 2005

## TEAM GAME BATTING

**Most at-bats:** 78, Western Carolina vs. Elon, 2011 (20 inn.)

**Most hits:** 24, Western Carolina vs. The Citadel, 1988

**Most hits by a losing team:** 18, VMI vs. The Citadel, 1989

**Most runs:** 25, Samford vs. Wofford, 2015

**Most runs by a losing team:** 17, Appalachian State vs. Western Carolina, 1986

**Most doubles:** 8, Georgia Southern vs. Western Carolina, 2003

**Most triples:** 3, Western Carolina vs. VMI, 1991; Georgia Southern vs. Davidson, 1993; Davidson vs. The Citadel, 1997

**Most home runs:** 7, Western Carolina vs. The Citadel, 1988

**Most total bases:** 54, Western Carolina vs. The Citadel, 1988

**Most runs batted in:** 25, Samford vs. Wofford, 2015

**Highest batting average:** .500 (21-for-42), Georgia Southern vs. UNCG, 2008; (19-for-38), Furman vs. Western Carolina, 2015

**Most stolen bases:** 7, UNCG vs. Furman, 2002; The Citadel vs. Furman, 2010; Wofford vs. Samford, 2015

**Most walks:** 13, ETSU vs. Appalachian State, 1986

**Most left on base:** 20, Western Carolina vs. Elon, 2011 (20 inn.)

## TEAM GAME PITCHING

**Most innings pitched:** 20, Elon vs. Western Carolina, 2011; Western Carolina vs. Elon, 2011

**Most strikeouts:** 20, The Citadel vs. Furman, 1999; Western Carolina vs. Elon, 2011

**Most consecutive scoreless innings:** 9, on 16 occasions. Most recently by Samford vs. Furman, 2016

**Fewest hits:** 1, The Citadel vs. VMI, 1994; Georgia Southern vs. Furman, 2000

## TEAM TOURNAMENT BATTING

**Most at-bats:** 228, Georgia Southern, 1992

**Most hits:** 75, Elon, 2013

**Most runs:** 66, Elon, 2008

**Most doubles:** 17, Western Carolina, 1991

**Most triples:** 5, Georgia Southern, 1993; Georgia Southern, 1995

**Most home runs:** 14, Western Carolina, 1988

**Most total bases:** 114, Georgia Southern, 1992; Elon, 2008

**Most runs batted in:** 64, Elon, 2008

**Highest batting average:** .423 (71-168), Elon, 2008

**Most stolen bases:** 18, The Citadel, 1996

**Most walks:** 34, Western Carolina, 2016

## TEAM TOURNAMENT PITCHING

**Best earned run average:** 0.75, The Citadel, 1998 (3 ER/36.0 inn)

**Fewest runs allowed:** 3, The Citadel, 1998

**Most Complete Games:** 5, The Citadel, 2004

**Most strikeouts:** 62, Western Carolina, 2016

**Most consecutive scoreless innings:** 29.2, Western Carolina, 2003; 29.1, The Citadel, 1998

**Most saves:** 4, Furman, 2005

**Most shutouts pitched:** 3, Western Carolina, 2003

## TOURNAMENT GAME – TWO TEAMS

**Most runs:** 35, Western Carolina vs. Appalachian State, 1986

**Most hits:** 39, College of Charleston vs. Elon, 2012

**Fewest runs:** 1, ETSU (1) vs. Appalachian State (0), 1992; Western Carolina (1) vs. Georgia Southern (0), 2003; Elon (1) vs. Samford (0), 2010; Georgia Southern (1) vs. Samford (0), 2011; 1, Wofford (1) vs. Furman (0), 2015

**Fewest hits:** 7, Georgia Southern vs. Western Carolina, 2003; Georgia Southern vs. Samford, 2011

**Most doubles:** 10, Davidson vs. VMI, 1987; Western Carolina vs. The Citadel, 1988; Appalachian State vs. Western Carolina, 1995; Georgia Southern vs. Western Carolina, 2003

**Most triples:** 3, Western Carolina vs. VMI, 1991; Georgia Southern vs. Davidson, 1993; The Citadel vs. Furman, 1996; Davidson vs. The Citadel, 1997; College of Charleston vs. UNCG, 2000

**Most home runs:** 9, Appalachian State vs. Davidson, 1987

## MISCELLANEOUS GAME

**Longest game:** 20 innings, Western Carolina vs. Elon, 2011

**Most runs scored-one inning:** 15, Elon vs. Wofford, 2008

**Largest Margin of Victory:** 21, Samford (25) vs. Wofford (4), 2015

**Largest deficit overcome for victory:** 9 runs, Western Carolina vs. Appalachian State, 1993

**Largest deficit overcome in 9th inning for victory:** 3 runs, Furman vs. Western Carolina, 1991; Furman vs. Georgia Southern, 1998; The Citadel vs. Elon, 2010; Western Carolina vs. Wofford, 2016

**Most double plays turned:** 5, Appalachian State vs. Western Carolina, 1984; VMI vs. Georgia Southern, 1993; College of Charleston vs. Elon, 2011; UNCG vs. Furman, 2011

**Most triple plays:** 1, Marshall vs. Furman, 1990; UNCG vs. Georgia Southern, 2007; The Citadel vs. UNCG, 2015

## MISCELLANEOUS TOURNAMENT

**Most double plays:** 10, Appalachian St., 1984; Georgia Southern, 1992

**Most triple plays:** 1, Marshall, 1990; UNCG, 2007; The Citadel, 2015

**Most extra-inning games:** 4, 2010

## INDIVIDUAL BATTING

*\*If year is not listed, no record exists.*

### BATTING AVERAGE

1957	Jim West, DAV	.459
1958	Jack Henzes, GWU (NCAA)	.417
1959	Marsh, CIT	.405
1960	Henry Mura, CIT	.478
1961	Jerry Buchanan, CIT (NCAA)	.429
1962	Mel Rideout, UR	.458
1963	Bobby Stewart, UR	.421
1964	Bill Marovic, WVU	.404
1965	Pete Britton, UR	.411
1966	Tim Hill, GWU	.470
1967	Richard Narron, ECU	.429
1968	Gordon Slade, DAV	.429
1969	Buster Holland, CIT	.413
1970	Tom Bondurant, UR	.356
1971	Neil Eichelberger, FUR	.389
1972	Reggie Dunnivant, UR; George Weicker, DAV	.337
1973	Rod Brewer, VMI	.408
1974	Steve Becker, W&M	.421
1975	George Weicker, DAV (NCAA)	.448
1976	Richard Wieters, CIT	.417
1977	Keith Ebersole, WCU	.423
1978	Joey Moffitt, APP	.450
1979	Randy Ingle, APP	.477
1980	Greg Hill, MAR	.438
1981	Robbie Peele, APP	.423
1982	Bill White, CIT	.474
1983	Greg Hill, MAR	.436
1984	Tony Welborn, APP	.416
1985	Billy Masse, DAV	.430
1986	Greg Weddle, VMI	.446
1987	Clint Fairey, WCU	.405
1988	Darron Healey, APP	.462
1989	Jason Nixon, MAR	.427
1990	Grant Brittain, WCU	.444
1991	Kevin Bellomo, WCU	.435
1992	Willando Ficklin, GSU	.401
1993	Mike Hooks, ETSU	.398
1994	Matt Wilson, GSU	.376
1995	Jody Henson, WCU	.401
1996	Alex Tolbert, WCU	.424
1997	Jeremy Bruce, WCU	.401
1998	Mike Berrier, APP	.381
1999	Charles Thomas, WCU	.406
2000	Matt Easterday, GSU	.440
2001	Scott Henley, GSU	.398
2002	Brett Spivey, CofC	.423
2003	Ryan Gordon, UNCG	.416
2004	Caleb Moore, ETSU	.455
2005	Jay Heafner, DAV	.448
2006	Jermaine Mitchell, UNCG	.397
2007	Brandon Waring, WOF	.401
2008	Chris Shehan, GSU	.438
2009	Joey Bergman, CofC	.452
2010	Wes Hobson, APP	.404
2011	Ross Heffley, WCU	.419
2012	Eric Phillips, GSU	.391
2013	Christian Wolfe, UNCG	.421
2014	Casey Jones, Elon	.418
2015	Kyle Lewis, MER	.367
2016	Andrew Moritz, UNCG	.400

### HOME RUNS

1957	Junior Duff, W&M	6
1960	Dick Jones, CIT	7
1962	Brendle, CIT, Tom Shafer, WVU	4
1963	Jim Procopio, WVU; Larry Lawson, VT	5
1964	Dick Snyder, DAV	5
1965	Tom Porter, CIT; Phil King, FUR; Chuck Albertson, W&M	3
1966	Wayne Britton, ECU	4
1967	Andy Hancock, FUR	4
1968	John Medlin, W&M; Jimmy Snyder, ECU	8
1969	Carey Anderson, ECU	4
1970	Jerry Martin, FUR	4
1971	Neil Eichelberger, FUR	8
1972	Don Legee, FUR; Les Keenan, UR	4
1973	Steve Arrington, CIT	6
1974	Ron Staggs, ECU; Steve Anspaugh, APP	7
1975	George Weicker, DAV	10
1976	Randy Howell, FUR	11

## SOCON TRIPLE CROWN

Only two players have won the SoCon's Triple Crown since the league began keeping complete records in 1960.

### Neil Eichelberger, Furman (1971)

.389 avg., 8 HR, 32 RBIs

*Notes: Shared league RBI lead*

### George Weicker, Davidson (1975)

.448 avg., 10 HR, 44 RBIs

*Notes: Led NCAA in average on the season; most HR and RBIs in known SoCon history to that point*

1977	Ronnie Brower, APP	12
1978	Ronnie Brower, APP	12
1979	John Baker, UTC	15
1980	Greg Robinette, ETSU	10
1981	Mike Nipper, ETSU	17
1982	Pete Camelo, APP	16
1983	Mike Nipper, ETSU	21
1984	Rock Hurst, FUR	13
1985	Greg Weddle, VMI	16
1986	Andre Crawford, APP	16
1987	Clint Fairey, WCU	19
1988	Clint Fairey, WCU	25
1989	Mark Poarch, WCU; Clint Fairey, WCU	14
1990	Grant Brittain, WCU	20
1991	Matt Raleigh, WCU	19
1992	Matt Raleigh, WCU	25
1993	Todd Greene, GSU	20
1994	Mike Tidick, WCU	15
1995	Alex Tolbert, WCU	20
1996	Tommy Peterman, GSU	26
1997	Alex Tolbert, WCU	19
1998	Philip Hartig, CIT	17
1999	Steve Harris, WCU	26
2000	Scott Henley, GSU	17
2001	Nathan Copeland, ETSU; Donovan Minero, WCU	17
2002	Lee Curtis, CofC; Donovan Minero, WCU	15
2003	Alan Beck, WCU	18
2004	Jared Greenwood, WCU	21
2005	Chris Campbell, CofC; Caleb Moore, ETSU	15
2006	Steven Strausbaugh, WCU	17
2007	Brandon Waring, WOF	27
2008	Michael Harrington, CofC	26
2009	Chase Austin, Elon	23
2010	Matt Leeds, CofC	21
2011	Victor Roache, GSU (NCAA)	30
2012	Brandon Miller, SAM (NCAA)	23
2013	Ryan Kinsella, Elon	21
2014	Jacob Hoyle, WCU; Adam Martin, WCU	14
2015	Kyle Lewis, MER	17

2016 Heath Quinn, SAM 21

### RUNS BATTED IN

1960	Phil Chewning, FUR	27
1962	Bill Whaley, CIT	27
1963	Jim Procopio, WVU	36
1964	Rick Smyre, DAV	26
1965	Tom Porter, CIT	20
1966	Hinnant, DAV	26
1967	Jim Snyder, ECU	25
1968	John Medlin, W&M	32
1969	Eric Spink, GWU	24
1970	Jerry Martin, FUR	25
1971	Neil Eichelberger, FUR; Mike Aldridge, ECU	32
1972	Jeff Steckroth, W&M	24
1973	Steve Arrington, CIT	28
1974	Steve Anspaugh, APP	31
1975	George Weicker, DAV	44
1976	Randy Ingram, APP	37
1977	Keith Ebersole, WCU (NCAA)	48
1978	Ronnie Brower, APP	53
1979	John Baker, UTC	43
1980	Greg Robinette, ETSU	53
1981	Bryan Snyder, FUR	67
1982	Bill White, CIT	78
1983	Mike Nipper, ETSU	61
1984	Tony Welborn	52
1985	Alan Lewis, DAV	61
1986	Mike Carson, WCU	72
1987	Skip Nelloms, WCU	70
1988	Skip Nelloms, WCU	69
1989	Garrett Hinshaw, APP	53
1990	Anthony Jenkins, CIT	68
1991	Todd Raleigh, WCU	78
1992	Matt Raleigh, WCU	73
1993	Phillip Grundy, WCU; Chris Lemonis, CIT	66
1994	Mike Tidick, WCU	58
1995	Steve Wilson, GSU	61
1996	Tommy Peterman, GSU	82
1997	Steve Walson, GSU	77
1998	Chris Moore, CofC	66
1999	Chris Moore, WCU	84
2000	Philip Hartig, CIT	86
2001	Scott Henley, GSU	84
2002	Matt Herring, GSU	77
2003	Alan Beck, WCU	71
2004	Chip Cannon, CIT; Greg Dowling, GSU	66
2005	Chris Campbell, CofC	87
2006	Steven Strausbaugh, WCU	64
2007	Kenny Smith, WCU	84
2008	Jeremie Tice, CofC	83
2009	Chase Austin, Elon	81
2010	Matt Leeds, CofC	88
2011	Victor Roache, GSU	84
2012	Daniel Kassouf, APP	66
2013	Ryan Kinsella, Elon	78
2014	Adam Martin, WCU	65
2015	Conor Clancey, WOF	66
2016	Heath Quinn, SAM	77



Georgia Southern's Victor Roache set a SoCon record with 30 home runs in 2011.



# ANNUAL STATISTICAL LEADERS



## SLUGGING PERCENTAGE

1957	George Hart, DAV	.578
1958	Dave Kuhn, VT (NCAA)	.657
1959	Don Herman, GWU	.712
1960	Des Gatti, GWU	.736
1964	Tim Hill, GWU	.725
1968	Jimmy Snyder, ECU	.685
1971	Neil Eichelberger, FUR	.713
1975	George Weicker, DAV (NCAA)	.810
1977	Keith Ebersole, WCU, 1977	.721
1981	Mel Kinsey, WCU	.867
1984	Rock Hurst, FUR	.727
1985	Billy Masse, DAV	.741
1987	Dave Turgeon, DAV	.786
1989	Jason Nixon, MAR	.827
1990	Grant Brittain, WCU	.861
1991	Matt Raleigh, WCU	.776
1992	Matt Raleigh, WCU	.773
1993	Tim Kerns, DAV	.763
1996	Tommy Peterman, GSU	.760
1998	Stephen Crater, APP	.737
1999	Chris Moore, WCU	.744
2000	Matt Easterday, GSU	.770
2001	Nathan Copeland, ETSU	.743
2002	Lee Curtis, CofC	.738
2003	Lee Curtis, CofC	.747
2004	Caleb Moore, ETSU	.752
2005	Caleb Moore, ETSU	.705
2006	Steven Stausbaugh, WCU	.675
2007	Brandon Waring, WOF	.851
2008	Jeremie Tice, CofC	.838
2009	Pat Irvine, Elon	.789
2010	Mac Doyle, WOF	.755
2011	Victor Roache, GSU	.778
2012	Brandon Miller, SAM	.650
2013	Julian Ridings, WCU	.663
2014	Casey Jones, Elon	.668
2015	Kyle Lewis, MER	.677
2016	Kyle Lewis, MER	.731

## ON-BASE PERCENTAGE

2000	Matt Easterday, GSU	.514
2001	Alan Beck, WCU	.515
2002	Brett Spivey, CofC	.488
2003	Ryan Gordon, UNCG	.473
2004	Chip Cannon, CIT	.514
2005	Jay Heafner, DAV	.533
2006	Greg Dowling, GSU	.511
2007	Brandon Waring, WOF	.518
2008	Chris Shehan, GSU	.557
2009	Joey Bergman, CofC	.551
2010	Rob Kral, CofC	.482
2011	Ross Heffley, WCU	.483
2012	Marty Gantt, CofC	.483
2013	Joe Jackson, CIT	.495
2014	Casey Jones, Elon	.502
2015	Matt Meeder, MER	.464
2016	Kyle Lewis, MER	.535

## DOUBLES

1960	Shelly Sutton, FUR	11
1962	Sam Pickens, FUR; Joe Hatalla, WVU	8
1963	Steve Berzansky, WVU	11
1964	Bill Marovic, WCU	10
1965	Dick Snyder, DAV; Robin Porter, VMI	7
1966	Fred Rodriguez, ECU	8
1967	Chuck Albertson, W&M; Jim Rama, W&M	7
1968	Gary Laney, FUR	9
1969	Carey Anderson, ECU; Eric Spink, GWU	8
1970	Neil Eichelberger, FUR	10
1971	Mike Aldridge, ECU	10
1972	George Weicker, DAV	9
1973	Mike Kaufman, FUR; Mark Bond, FUR	7
1974	Steve Anspaugh, APP	9
1975	Paul Martin, CIT (NCAA)	13
1976	Ed Willingham, DAV	11
1977	Sonny Wooten, ECU	14
1978	Fred Brown, WCU	14
1979	Gary Robinette, ETSU	12
1980	Willie Carpenter, WCU	18
1981	Mark Velazquez, ETSU	16
1982	Todd Sager, MAR	16
1983	Ron Vincent, APP	16
1985	Mike Carson, WCU	20
1986	Alan Lewis, DAV	17
1987	Freddie Hailey, WCU	21
1988	Roy Vilardi, DAV	19

1989	Steve Hollins, APP	18
1990	Rodney Tesh, WCU	20
1991	Mark Page, ETSU; Joey Cox, WCU	18
1992	Joey Cox, WCU	21
1993	Chris Lemonis, CIT; Mike Tidick, WCU	19
1994	Brett Boretti, DAV; Roy Hurst, WCU	20
1995	Tyson Whitley, GSU	25
1996	Alex Tolbert, WCU	25
1997	Ryan Butler, CIT	22
1998	Aaron Haigler, CIT	25
1999	Jody Pollock, GSU; Dustin Langley, GSU; Philip Hartig, CIT; Stewart Sloan, DAV	20
2000	Dustin Langley, GSU	26
2001	Andy Baxter, ETSU	25
2002	Jason Sarvis, UNCG	24
2003	Rod Goldston, WCU; Lee Curtis, CofC	26
2004	Caleb Moore, ETSU	31
2005	D.J. Wabick, CofC	27
2006	Case Cassidy, FUR	23
2007	David Rubinstein, APP	30
2008	Brandon Sizemore, CofC	24
2009	Joey Bergman, CofC	25
2010	Cole Rakar, CofC	26
2011	Saxon Butler, SAM	26
2012	Eric Phillips, GSU	24
2013	Tyler White, WCU	27
2014	Heath Quinn, SAM; Bradley Strong, WCU; Casey Jones, Elon	20
2015	Conor Clancey, WOF	27
2016	Hunter Swilling, SAM	25

## TRIPLES

1959	Don Herman, GWU	8
1960	Tom Clary, CIT; Paul Popovich, WVU	4
1962	Jim Procopio, WVU; Bill Whaley, CIT (NCAA)	4
1963	Jim Procopio, WVU	6
1964	Tim Hill, GWU	6
1965	Dick Snyder, DAV	4
1966	Claude Owen, DAV	5
1967	Randy Glesenkamp, W&M	5
1968	Jack Driscoll, W&M	4
1969	Ned Scherer, GWU	4
1970	Bubba Hooker, W&M; Hank Bunnell, GWU	5
1971	Bill Barnhill, DAV	5
1972	R. Ferry, CIT; Reggie Dunnivant, UR; Les Keenan, UR	3
1974	Richard Wieters, CIT; B. Daly, UR; B. Dziabul, APP	4
1975	Steve Becker, W&M (NCAA)	6
1976	Randy Ingram, APP	6
1977	Randy Howell, FUR; Rick Martin, APP	5
1978	Ron Mayfield, UTC	6
1979	Dave Cardwell, ETSU	10
1980	Bob Roma, FUR	5
1981	Kip Hagwood, CIT	7
1982	Marcos Velazquez, ETSU	10
1983	Robbie Peele, APP; Tom Sams, APP	5
1984	Freddie Hailey, WCU	6
1985	Jim Eldredge, WCU	4
1986	Lee Glaze, CIT; Ron Huntington, WCU	4
1987	Rob Morrison, MAR; Lawrence Sluder, APP; David Turgeon, DAV	3
1988	Billy Baker, CIT	6
1989	Garrett Hinshaw, APP; Anthony Jenkins, CIT; Buddy Ward, CIT	4
1990	Todd Raleigh, WCU; Phillip Tobin, CIT; Anthony Jenkins, CIT	4
1991	Rychlik, CIT; Matt Raleigh, WCU	5
1992	Vic Correll, CIT	6
1993	Ronnie Wagner, FUR; Louie Napoleon, VMI	4
1994	Louie Napoleon, VMI	7
1995	Scott McDaniel, APP	6
1996	Mark Hamlin, GSU	6
1997	Luke Goodwin, DAV	7
1998	Shane Sigmon, APP	6
1999	Billy Colome, CofC; Tracy Biggs, WCU	7
2001	Adam Etherington, FUR	6
2001	Adam Etherington, FUR	6
2002	Lee Curtis, CofC	9
2003	Lee Curtis, CofC	11
2004	Brett Gardner, CofC	9
2005	Evan Erickson, Elon; Brett Gardner, CofC; Shane Byrne, ETSU	5
2006	Chris Swauger, CIT	10
2007	Chris Dove, Elon; Chris Campbell, CofC	8
2008	Cover Overholtzer, UNCG; Chris Dove, Elon; Jason Rook, APP	6
2009	Isaac Harrow, APP; Corey Overholtzer, UNCG	6



*Jared Greenwood was one of four Western Carolina sluggers to lead the SoCon in home runs between 2001-06 when he hit 21 in 2004.*

2010	Mac Doyle, WOF	6
2011	Mac Doyle, WOF	7
2012	Daniel Aldrich, CofC	7
2013	Gunnar Heidt, CofC	7
2014	Jaylin Davis, APP	7
2015	Trey York, ETSU	6
2016	Andrew Moritz, UNCG	7

## HITS

1960	Paul Popovich, WVU	43
1962	Joe Hatalla, WVU	39
1963	Steve Berzansky, WVU	41
1964	Bill Marovic, WVU	44
1965	Jim Hyder, DAV	40
1966	Jim Hyder, DAV	35
1967	Chuck Albertson, W&M	40
1968	Gordon Slade, DAV	42
1969	Rich Richardson, W&M	41
1970	Sam Perlozzo, GWU; Hank Bunnell, GWU; Mike Ross, CIT	33
1971	Bill Barnhill, DAV	44
1975	George Weicker, DAV	52
1976	Russell Lee, FUR	46
1977	Everette Smith, FUR	56
1978	John Baker, UTC	61
1979	Gary Robinette, ETSU	61
1986	Lee Glaze, CIT	88
1987	Keith LeClair, WCU	87
1988	Keith LeClair, WCU	101
1989	Clint Fairey, WCU	69
1990	Anthony Jenkins, CIT	89
1991	Kevin Bellomo, WCU	101
1992	Rodney Hennon, WCU	92
1993	Rodney Hennon, WCU	87
1994	Roy Hurst, WCU	89
1995	Tyson Whitley, GSU	86
1996	Tommy Peterman, GSU	94
1997	Jeremy Bruce, WCU	99
1998	Terrence Smalls, CIT	90
1999	Eric Johnson, WCU	100
2000	Matt Easterday, GSU	107
2001	Scott Henley, GSU	99
2002	Lee Curtis, CofC	92
2003	Ryan Gordon, UNCG	96
2004	Byron Barber, CofC	107
2005	Brett Gardner, CofC	122
2006	Jermaine Mitchell, UNCG	93
2007	Chris Campbell, CofC	102
2008	Chris Shehan, GSU	98
2009	Sonny Meade, CIT	104
2010	Cole Rakar, CofC	102
2011	Eric Phillips, GSU	98

2012	Eric Phillips, GSU	93
2013	Aaron Attaway, WCU	97
2014	Casey Jones, Elon	82
2015	Matt Ramsay, WOF	84
2016	Ben Spitznagel, UNCG	95

## TOTAL BASES

1971	Neil Eichelberger, FUR	77
1975	George Weicker, DAV	94
1977	Everette Smith, FUR	97
1978	John Baker, UTC	101
1979	Dave Cardwell, ETSU	106
1986	Mike Carson, WCU	123
1987	Clint Fairey, WCU	146
1988	Keith LeClair, WCU	179
1989	Clint Fairey, WCU	125
1990	Anthony Jenkins, CIT	161
1991	Matt Raleigh, WCU	173
1992	Matt Raleigh, WCU	177
1993	Todd Greene, GSU	152
1994	Mike Tidick, WCU	154
1995	Steve Wilson, GSU	146
1996	Tommy Peterman, GSU	187
1997	Jerry Simmons, CIT	147
1998	Philip Hartig, CIT	143
1999	Philip Hartig, CIT	171
2000	Matt Easterday, GSU	187
2001	Philip Hartig, CIT	166
2002	Lee Curtis, CoFC	166
2003	Lee Curtis, CoFC	174
2004	Jared Greenwood, WCU	160
2005	Chris Campbell, CoFC	168
2006	Chris Swauger, CIT	147
2007	Brandon Waring, WOF; Kenny Smith, WCU	189
2008	Jeremie Tice, CoFC	192
2009	Chase Austin, Elon	178
2010	Matt Leeds, CoFC	167
2011	Victor Roache, GSU	179
2012	Brandon Miller, SAM	160
2013	Ryan Kinsella, Elon	168
2014	Aaron Mizell, GSU	132
2015	Kyle Lewis, MER	153
2016	Heath Quinn, SAM	165

## RUNS

1960	Dick Jones, CIT	30
1962	Sam Pickens, FUR	28
1963	Bill Marovic, WVU	40
1964	Bill Marovic, WVU	34
1965	Jim Hyder, DAV	23
1966	Mullan, GWU	26
1967	Chuck Albertson, W&M; Chuck Guth, WVU	27
1968	Mike Ross, CIT	27
1969	Rich Richardson, W&M	41
1977	David Ball, WCU	46
1978	Wayne Tolleson, WCU	46
1979	Dave Cardwell, ETSU	47
1980	Gary Robinette, ETSU	36
1981	Marcos Velazquez, ETSU	71
1982	Mike Knox, CIT	66
1983	Tony Martin, ETSU	47
1984	David Hyatt, WCU	40
1985	Lawrence Sluder, APP	58
1986	Ed Dubiel, APP	60
1987	Billy Masse, DAV	64
1988	Keith LeClair, WCU	65
1989	Steve Hollins, APP	56
1990	Anthony Jenkins, WCU	70
1991	Kevin Bellomo, WCU	77
1992	Matt Raleigh, WCU	77
1993	Rodney Hennon, WCU	65
1994	Mike Tidick, WCU	62
1995	Tyson Whitley, GSU	57
1996	Tommy Peterman, GSU	66
1997	Jeremy Bruce, WCU	82
1998	Martin Barrow, WCU	72
1999	Eric Johnson, WCU	83
2000	Chris Morris, CIT	81
2001	Doug Schutt, UNCG	67
2002	Chris Walker, GSU	79
2003	Alan Beck, WCU	68
2004	Phillip Coker, CoFC	75
2005	Brett Gardner, CoFC	85
2006	Barrett Shaft, WCU	68
2007	Oliver Marmol, CoFC	84
2008	Chris Shehan, GSU	84
2009	Joey Bergman, CoFC	88



*New York Yankees outfielder Brett Gardner (College of Charleston) was twice the SoCon leader in triples and stolen bases, and the speedster set SoCon marks with 85 runs and 122 hits in 2005.*

2010	Cole Rakar, CoFC	76
2011	Shawn Payne, GSU	70
2012	Marty Gantt, CoFC	68
2013	Aaron Attaway, WCU	68
2014	Bradley Strong, WCU	58
2015	Hunter Swilling, SAM	63
2016	Kyle Lewis, MER	70

## STOLEN BASES

1960	Gaines Mason, FUR	17
1962	Larry Hitchcock, CIT; Jim Procopio, WVU	13
1963	Bill Marovic, WVU	27
1964	Bill Marovic, WVU	27
1965	Bill Marovic, WVU	20
1966	Tom Parke, WVU	15
1967	Joe Lalli, GWU (NCAA)	21
1968	Jimmy Rama, W&M	16
1974	Mike Ramsey, APP	34
1975	Rick Schwartzman, W&M (NCAA)	27
1976	Rick Schwartzman, W&M	26
1977	Wayne Tolleson, WCU	26
1978	Wayne Tolleson, WCU	29
1979	John Porter, DAV	15
1982	Mike Knox, CIT	39
1984	Eddy Hallemann, FUR	19
1985	Tim Jones, CIT	46
1986	Eddy Hallemann, FUR	35
1987	Gary Sibayan, VMI	24
1988	Gary Sibayan, VMI	26
1989	Billy Swails, CIT	17
1990	Dan McDonnell, CIT	38
1991	Dan McDonnell, CIT	30
1992	Vic Correll, CIT; Dan McDonnell, CIT	27
1993	Will Shellman, APP	29
1994	David Beckley, CIT	39
1995	David Groseclose, VMI	33
1996	Antoine Moran, GSU	50
1997	Terrence Smalls, CIT	33
1998	Terrence Smalls, CIT	49
1999	Chris Morris, CIT	52
2000	Chris Morris, CIT	84
2001	Chris Walker, GSU	41
2002	Chris Walker, GSU	48
2003	Brett Gardner, CoFC	28
2004	Byron Barber, CoFC	25
2005	Brett Gardner, CoFC	38
2006	Phillip Coker, CoFC	36
2007	Chris Dove, Elon	31
2008	Chris Dove, Elon	38
2009	Trevor Collias, WCU	30
2010	Shawn Payne, GSU	43
2011	Shawn Payne, GSU	33

2012	Hector Crespo, APP	30
2013	William Head, APP; Ben Morgan, GSU	27
2014	Hunter Burton, FUR (NCAA)	41
2015	Jordan Tarsovich, VMI	24
2016	Garrett Brown, WCU	34

## BASES ON BALLS

1960	Harold Honeycutt, VT	23
1983	Mel Kinsey, WCU	55
1985	Ken Vickery, CIT	52
1990	Dan McDonnell, CIT	62
1991	Dan McDonnell, CIT	53
1992	Dan McDonnell, CIT	63
1993	Todd Greene, GSU	44
1994	Franco Martin, VMI	44
1995	Sy Jones, GSU	59
1996	Bo Betchman, CIT; Sy Jones, GSU	49
1997	Alex Tolbert, GSU	59
1998	Chris Moore, WCU	62
1999	Chris Morris, CIT	57
2000	Shane Schumaker, UNCG; Chris Morris, CIT	47
2001	Shane Schumaker, UNCG	43
2002	Strat Stavrou, WOF	41
2003	Alan Beck, WCU	47
2004	Chip Cannon, CIT	71
2005	Jared Greenwood, WCU	54
2006	Greg Dowling, GSU	53
2007	Blake Murphy, WCU	52
2008	Ricky Orton, UNCG	61
2009	Chris McGuinness, CIT	65
2010	Rob Kral, CoFC	58
2011	Rob Kral, CoFC	61
2012	Marty Gantt, CoFC; Hector Crespo, APP	45
2013	Bo Thompson, CIT	54
2014	T.J. Dixon, SAM; Bo Thompson, CIT	41
2015	Matt Meeder, MER	48
2016	Kyle Lewis, MER	66

## HIT BY PITCH

2000	Karl Morris, CoFC	20 or 21
2002	Brett Anderson, CoFC	20
2003	James Payne, GSU	23
2004	Byron Barber, CoFC	24
2005	Gary Morris, Elon	32
2006	Tim Hallam, WCU	19
2007	Graham Maiden, CoFC	29
2008	Bennett Davis, Elon	22
2009	Griffin Benedict, GSU	24
2010	Chris Barker, UNCG	26
2011	Trevor Edwards, UNCG	18
2012	Tyler Zupcic, APP; Scooter Williams, GSU	14
2013	Scooter Williams, GSU	19
2014	Bo Thompson, CIT	22
2015	Danny Edgeworth, MER	16
2016	Kramer Ferrell, WCU	18

## INDIVIDUAL PITCHING

### WINS

1952	Moe Bauer, WF	11
1959	Dennis Hill, GWU; Paul Chuma, WVU	8
1960	Dick Almes, CIT	8
1962	Tom Shafer, WVU	9
1963	John Radosevich, WVU	8
1964	John Radosevich, WVU	9
1965	John Radosevich, WVU	8
1966	Jerry Meadows, WVU	9
1967	Jay Newton, W&M; Mike Moschel, WVU;	
	Dick Balderson, UR	7
1968	Hank Bunnell, GWU	9
1969	Hank Bunnell, GWU	6
1970	Hank Bunnell, GWU	9
1971	John Katona, FUR; Doug Pounder, CIT	10
1972	John Katona, FUR	8
1973	Tommy Toms, ECU; Steve Anspaugh, APP	7
1974	R. Martin, UR, Jim Blankenship, APP	7
1975	Hank Welch, CIT; Joel Tew, DAV	8
1976	Mickey Britt, ECU	10
1977	Jerry Reed, WCU	10
1978	Mike Pendleton, CIT	9
1979	Frank Galloway, CIT	9
1980	Jeff Andrews, ETSU	11
1981	Joe Graves, ETSU	11
1982	Phil Pierce, ETSU	10
1983	Mike Cherry, CIT	12



# ANNUAL STATISTICAL LEADERS



1984	Pete Hardee, APP	12
1985	Scott Gay, WCU	12
1986	Keith Smith, WCU	10
1987	Steve Condon, DAV	9
1988	Greg Wilcox, DAV	11
1989	Pete Palmer, APP	8
1990	Jack Kimel, WCU	11
1991	Will Ertel, FUR	12
1992	Jack Kimel, WCU	10
1993	Jason Beverlin, WCU	12
1994	Jason Beverlin, WCU	11
1995	William Rushing, CofC; Chris Pollard, DAV	11
1996	Julio Ayala, GSU	15
1997	Mark DiFelice, WCU	10
1998	Mark DiFelice, WCU	11
1999	Matt Baber, ETSU	12
2000	David Ray, GSU	12
2001	Brett Lewis, GSU	9
2002	Scooter Michael, UNCG	12
2003	Tom Mastny, FUR; Jarrett Santos, UNCG	11
2004	Ryan Johnson, CofC; Jonathan Ellis, CIT	12
2005	Jeremy Hall, ETSU	10
2006	Nick Chigges, CofC	11
2007	Nick Chigges, CofC; Ben Austin, WOF	11
2008	Steven Hensley, Elon	10
2009	Chris Mederos, GSU	11
2010	Asher Wojciechowski, CIT	12
2011	Josh Renfro, CofC; Chris Beck, GSU; Josh Adams, GSU	9
2012	Josh Martin, SAM	12
2013	Jeremy Null, WCU; Jamie Nunn, APP	9
2014	Alex Ledford, SAM	11
2015	Matthew Milburn, WOF	10
2016	Will Gaddis, FUR	10

## EARNED RUN AVERAGE

1957	Fox, CIT	1.44
1958	Paul Chuma, WVU (NCAA)	1.50
1960	Jim Carter, WVU	1.07
1962	Tom Shafer, WVU	1.52
1963	Joe Jeran, WVU	1.15
1964	Percy Sensabaugh, VMI	0.67
1965	Winston Blenckstone, UR	0.99
1966	Vaughn Kovach, WVU	0.66
1967	Marshall Dellinger, ECU	0.85
1968	Dennis Burke, ECU	0.91
1969	Terry Deaver, FUR	0.83
1970	Ron Hastings, ECU	0.56
1971	Rich Richardson, W&M	0.87
1972	Rusty Booth, CIT	0.95
1973	Roger Hatcher, UR	0.69
1974	Dave LaRussa, ECU	0.87
1975	Dean Reavis, ECU	1.82
1976	Pete Conaty, ECU	1.21
1977	Mickey Britt, ECU	1.68
1978	Don Gordon, CIT	1.72
1979	Frank Galloway, CIT	1.00
1980	Mike Sullivan, MAR	0.60
1981	Alan Hurt, CIT	1.85
1982	Kirk Bailey, APP	1.25
1983	David Mills, CIT	1.13
1984	Rich Collins, CIT	1.70
1985	J.D. McKinney, MAR	3.05
1986	Mike Monte, CIT	2.84
1987	Ward Withrow, CIT	1.32
1988	Paul Menhart, WCU	3.55
1989	Matt Gore, CIT	2.41
1990	Ken Britt, CIT (preCWS)	1.97
1991	Ken Britt, CIT	2.59
1992	Gettys Glaze, CIT	1.70
1993	John Price, CIT	2.20
1994	Britt Reames, CIT	2.16
1995	Donald Morillo, CIT	1.60
1996	Dan Stutzman, APP	2.24
1997	Tom Martin, CIT	3.25
1998	Jason Parsons, UNCG	2.32
1999	Lucas Hocker, CofC	2.52
2000	Eric Talbert, CIT	2.76
2001	Eric Talbert, CIT	2.06
2002	Randy Corn, CIT	1.37
2003	Tom Mastny, FUR	1.09
2004	Jonathan Ellis, CIT	2.18
2005	Chris Mason, UNCG	2.88
2006	Nick Chigges, CofC	1.40
2007	Drew Saberhagen, WCU	2.87
2008	Jay Jackson, FUR	3.17
2009	Matt Talley, CIT	3.42

2010	Matt Benedict, WCU	3.11
2011	Andy Moye, GSU; Matt Murray, GSU	2.39
2012	Christian Powell, CofC	2.69
2013	Alex Abrams, FUR	2.43
2014	Jason Richman, GSU	1.20
2015	Morgan Pittman, MER	2.43
2016	Andrew Wantz, UNCG	2.97

## STRIKEOUTS

1955	Jim Heise, WVU	111
1959	Dick Almes, CIT	127
1960	Paul Chuma, WVU	87
1962	Frank Griffith, UR	84
1963	John Radosevich, WVU (NCAA)	95
1964	John Radosevich, WVU	123
1965	John Radosevich, WVU	120
1966	Holland, DAV	113
1967	Jerry Meadows, ECU	105
1968	Hank Bunnell, GWU	93
1969	Hank Bunnell, GWU	79
1970	Hank Bunnell, GWU	110
1971	John Katona, FUR	109
1972	Steve Arrington, CIT	68
1973	Steve Arrington, CIT	93
1974	Todd Brenizer, FUR	78
1975	Richard Wieters, CIT	62
1976	Chris Davis, W&M	84
1977	Tim Barr, DAV	106
1978	Mike Pendleton, CIT	98
1979	Mike Pendleton, CIT	91
1981	Jeff Barkley, CIT	88
1982	Mike Cherry, CIT	106
1983	Mike Cherry, CIT	132
1984	Scott Gay, WCU	62
1985	Scott Gay, WCU	118
1986	Len Stratton, APP	90
1987	Len Stratton, APP	69
1988	Greg Wilcox, DAV	86
1989	Paul Menhart, WCU	64
1990	Paul Menhart, WCU	82
1991	Will Ertel, FUR	96
1992	Gettys Glaze, CIT	104
1993	Jason Beverlin, WCU	106
1994	Jason Beverlin, WCU	154
1995	William Rushing, GSU	172
1996	Julio Ayala, GSU	143
1997	Ryan Cummings, GSU	104
1998	Brian Rogers/Brian Wiley, CIT	159
1999	Brian Wiley, CIT	150
2000	David Ray, GSU	115
2001	Reid Casey, ETSU	107
2002	Brett Lewis, GSU	122
2003	Dennis Dove, GSU	118
2004	Jonathan Ellis, CIT	131
2005	Chris Mason, UNCG	135



Wofford pitcher Ben Austin paced the SoCon with 11 wins in 2007 and a pair of shutouts in 2008.

2006	Everett Teaford, GSU	122
2007	Nick Chigges, CofC	112
2008	Steven Hensley, Elon	99
2009	Chris Mederos, GSU	113
2010	Asher Wojciechowski, CIT	155
2011	Chris Beck, GSU	109
2012	Chris Beck, GSU	115
2013	Justin Hess, GSU	120
2014	Sam Howard, GSU	94
2015	James Reeves, CIT	115
2016	Matthew Milburn, WOF	103

## INNINGS PITCHED

1960	Dick Almes, CIT	94.0
1961	Lee Melear, VT	74.2
1962	Tom Shafer, WVU	88.1
1963	Tony Romasco, GWU	76.2
1964	John Radosevich, WVU	81.0
1965	John Radosevich, WVU	77.0
1966	Howard Bryan, DAV	90.0
1967	Jay Newton, W&M	97.0
1968	Dick Balderson, UR	80.0
1969	Hank Bunnell, GWU	88.1
1970	Hank Bunnell, GWU	102.1
1971	Rick Pipan, DAV	94.0
1972	John Katona, FUR	76.1
1973	Tommy Toms, ECU	77.1
1974	Jim Blankenship, APP	93.1
1975	Joel Tew, DAV	94.2
1976	Mickey Britt, ECU	103.2
1977	Tim Barr, DAV	113.1
1978	Albie DeYoung, MAR	75.0
1979	Frank Galloway, CIT	99.0
1981	Jeff Barkley, CIT	94.0
1985	Scott Gay, WCU	113.1
1989	Paul Menhart, WCU	86.1
1990	Billy Baker, CIT	109.1
1991	Will Ertel, FUR	132.1
1992	Phillip Grundy, WCU	110.1
1993	Jason Beverlin, WCU	105.1
1994	Jason Beverlin, WCU	124.1
1995	William Rushing, GSU	160.0
1996	Julio Ayala, GSU	152.0
1997	Clint Sauls, GSU	115.0
1998	Clint Sauls, GSU	122.0
1999	David Pember, WCU	119.2
2000	Matt Baber, ETSU	133.2
2001	Reid Casey, ETSU	117.1
2002	Brett Lewis, GSU	126.1
2003	Ryan Basner, WCU	125.0
2004	Jonathan Ellis, CIT	136.1
2005	Everett Teaford, GSU	119.2
2006	Everett Teaford, GSU	120.1
2007	Austin Redwine, WOF	109.0
2008	Jay Jackson, FUR	99.1
2009	Wes Wrenn, CIT	102.0
2010	Asher Wojciechowski, CIT	125.2
2011	Chris Beck, GSU	103.0
2012	Josh Martin, SAM	110.0
2013	Kyle Webb, Elon	104.0
2014	Jordan Smith, WCU	105.0
2015	Alex Ledford, SAM	104.1
2016	Ryan Askw, MER; Will Gaddis, FUR	101.2

## COMPLETE GAMES

1956	Charlie Moore, FUR	9
1965	John Radosevich, WVU	9
1966	Four players	7
1967	Jay Newton, W&M; Dick Balderson, UR	11
1968	Hank Bunnell, GWU; Dick Balderson, UR	9
1970	John Katona, FUR	10
1971	Rick Pipan, DAV	11
1974	Jim Blankenship, APP	9
1975	Joel Tew, DAV	10
1976	Jeff Roberts, FUR	9
1977	Tim Barr, DAV	10
1978	Albie DeYoung, MAR	8
1979	Mike Priesmeyer, ETSU	9
1980	Jeff Andrews, ETSU	9
1981	Jeff Barkley, CIT	9
1985	Kirk Burnett, FUR; Chris Johnson, ETSU	9
1989	Mike Clark, FUR	7
1990	Danny Clark, ETSU	8
1991	Will Ertel, FUR	11
1992	Charles Braswell, FUR; Dallas Rinehart, ETSU	9
1993	Matt Spade, MAR	7
1994	Matt Spade, MAR	9



1995	Chris Pollard, DAV	11
1996	W.G. Smith, VMI	7
1997	Jonathan Coulombe, DAV	10
1998	Michael Harrell, ETSU	7
1999	Matt Baber, ETSU	11
2000	Matt Baber, ETSU	9
2001	Toby David, FUR; George Lehr, WOF	4
2002	Jay Metzger, UNCG	6
2003	Tom Mastny, FUR	8
2004	Jonathan Ellis, CIT	9
2005	Chris Mason, UNCG	8
2006	Everett Teaford, GSU	4
2007	Seven tied	2
2008	Jesse Simpson, CofC; Ben Austin, WOF	2
2009	Wes Wrenn, CIT	3
2010	Asher Wojciechowski, CIT; Ian Parry, FUR; Jake Brown, GSU	3
2011	Matt Talley, CIT; Chris Beck, GSU; Andy Moye, GSU; Jordan Smith, WCU; Cash Collins, WOF	2
2012	Chris Beck, GSU	4
2013	C.K. Irby, SAM	3
2014	Tyler Moore, APP	5
2015	Eric Nyquist, MER	3
2016	Will Gaddis, FUR; Josh Winder, VMI; Matthew Milburn, WOF	2

## APPEARANCES

1989	Dan Norman, APP	22
1990	Hank Kraft, CIT	27
1991	Hank Kraft, CIT	26
1992	Billy Goodrich, VMI; Hank Kraft, CIT	24
1993	Paul Thornton, GSU	35
1994	Mike Manning, WCU	40
1995	Donald Morillo, CIT	32
1996	Tod Lee, GSU	38
1997	Tod Lee, GSU	42
1998	Tom Martin, CIT	38
1999	Marty Jones, GSU	33
2000	Taft Cable, UNCG	38
2001	Ted Toler, UNCG	41
2002	Randy Corn, CIT	39
2003	Jarrett Santos, UNCG	41
2004	Jarrett Santos, UNCG	34
2005	Luke Miller, WCU	37
2006	Patrick Currin, UNCG	38
2007	Kyle Kamppi, GSU	37
2008	James White, UNCG	38
2009	Mike Frongello, DAV	34
2010	Andrew Chilcoat, WCU	34
2011	Mike Frongello, DAV	39
2012	Ryan Hines, CIT	36
2013	Zach Sherrill, CIT	48
2014	Jason Richman, GSU (NCAA)	47
2015	Zach Lavery, CIT	41
2016	Conard Broom, MER	41

## SAVES

1988	Brad Wanzenberg, DAV	11
1989	Tripp Blanton, CIT; Dan Norman, APP	6
1990	Hank Kraft, CIT; Doug Uzdilla, WCU	7
1991	Hank Kraft, CIT	9
1992	Hank Kraft, CIT	12
1993	Paul Thornton, GSU	17
1994	Mike Manning, WCU	14
1995	Donald Morillo, CIT	13
1996	Tod Lee, GSU	11
1997	Tod Lee, GSU; Tom Martin, CIT	7
1998	David Pember, WCU; Tom Martin, CIT	8
1999	Brett Davey, CofC; Jay Morgan, CIT; Ian Ostlund, VMI	7
2000	Jay Morgan, CIT	10
2001	Randy Corn, CIT; Andy Hutchings, CofC	12
2002	Randy Corn, CIT	13
2003	Chris Mason, UNCG	8
2004	Brett Harker, CofC	13
2005	Brett Harker, CofC	15
2006	Josh McLaughlin, CofC; Link Saunders, CIT	15
2007	A.J. Battisto, GSU; Greg Holland, WCU	10
2008	Thomas Girdwood, Elon	10
2009	Thomas Girdwood, Elon	17
2010	Chris Patterson, APP	13
2011	Andrew Jones, SAM	15
2012	Nathan Hyatt, APP	16
2013	Preston Hatcher, WCU	14
2014	Skylar Hunter, CIT	15
2015	Will Stillman, WOF	15

2016	Will Stillman, WOF	9
<b>SHUTOUTS</b>		
1979	Frank Galloway, CIT	4
1981	Jeff Montgomery, MAR	4
1989	Matt Gore, CIT; Paul Menhart, WCU	2
1990	Richard Shirer, CIT	3
1991	Ken Britt, CIT; Chris Smith, APP	3
1992	Gettys Glaze, CIT	5
1993	Clint Fair, GSU	3
1994	Tim Roth, GSU; William Rushing, GSU	3
2000	Four tied	1
2001	Six tied	1
2002	Five tied	2
2003	10 tied	1
2004	Jonathan Ellis, CIT	2
2005	Chris Mason, UNCG	1
2006	Nick Chigges, CofC	2
2007	Six tied	1
2008	Ben Austin, WOF	2
2009	David Peterson, CofC; Matt Crim, CIT	1
2010	Matt Talley, CIT; Jimmy Reyes, Elon	2
2011	Jordan Smith, WCU	2
2012	Six tied	1
2013	Sam Agnew-Wieland, APP	2
2014	Five tied	1
2015	Eric Nyquist, MER; Adam Scott, WOF	2
2016	Five tied	1


## OPPOSING BATTING AVERAGE

2000	Jason Cadenhead, GSU	.226
2001	Randy Corn, CIT	.209
2002	Randy Corn, CIT	.157
2003	Tom Mastny, FUR	.178
2004	Jonathan Ellis, CIT	.221
2005	Link Saunders, CIT	.234
2006	Nick Chigges, CofC	.205
2007	Jeff Beliveau, CofC	.229
2008	Jay Jackson, FUR	.216
2009	Rob Gilliam, UNCG	.224
2010	Asher Wojciechowski, CIT	.233
2011	Matt Murray, GSU	.207
2012	Matt Pegler, CofC	.221
2013	Alex Abrams, FUR	.236
2014	Danny Mooney, DAV	.203
2015	James Reeves, CIT	.227
2016	Andrew Wantz, UNCG	.199

## TEAM BATTING

### BATTING AVERAGE

1963	The Citadel	.219
1964	West Virginia	.283
1965	George Washington	.279
1966	George Washington	.318
1967	East Carolina	.273
1968	George Washington	.284
1969	William & Mary	.269
1970	Richmond	.275
1971	Furman	.272
1972	Richmond	.262
1973	Appalachian State	.278
1974	Appalachian State	.268
1975	The Citadel	.293
1976	The Citadel	.295
1977	Western Carolina	.322
1978	Appalachian State	.353
1979	ETSU	.302
1980	Western Carolina	.324
1981	Appalachian State	.346
1982	The Citadel	.346
1983	Appalachian State	.317
1984	Appalachian State	.314
1985	Appalachian State	.328
1986	Appalachian State	.343
1987	Western Carolina	.314
1988	Appalachian State	.339
1989	Marshall	.317
1990	Western Carolina	.314
1991	Western Carolina	.330
1992	Western Carolina	.320
1993	ETSU	.313
1994	Western Carolina	.295
1995	Georgia Southern	.294
1996	Appalachian State	.314



*The 39 appearances by Davidson's Mike Frongello in 2010 led the league that year.*

1997	Western Carolina	.351
1998	ETSU	.314
1999	Western Carolina	.328
2000	The Citadel	.325
2001	Western Carolina	.311
2002	Western Carolina	.334
2003	The Citadel; Georgia Southern	.307
2004	College of Charleston	.341
2005	College of Charleston	.355
2006	College of Charleston	.325
2007	College of Charleston	.350
2008	Georgia Southern	.346
2009	College of Charleston	.345
2010	College of Charleston	.319
2011	Western Carolina	.302
2012	Western Carolina	.310
2013	UNCG	.311
2014	UNCG	.310
2015	Samford	.304
2016	UNCG (NCAA)	.345

## HOME RUNS

1963	VMI	15
1964	Davidson	13
1965	Virginia Tech	10
1966	East Carolina	10
1967	East Carolina	14
1968	East Carolina	27
1969	East Carolina	16
1970	Furman	13
1971	Furman	29
1972	East Carolina	13
1973	Richmond	10
1974	East Carolina	19
1975	Davidson	24
1976	Richmond	24
1977	Western Carolina	37
1978	Appalachian State	41
1979	ETSU	44
1980	ETSU	40
1981	ETSU	69
1982	ETSU	60
1983	ETSU	59
1984	Western Carolina	36
1985	Appalachian State	78
1986	Appalachian State	76
1987	Davidson	84
1988	Western Carolina	112
1989	Western Carolina	70
1990	Western Carolina	65
1991	Western Carolina	67
1992	Western Carolina	87
1993	Western Carolina; Davidson	67
1994	Davidson	47
1995	Georgia Southern	57
1996	Georgia Southern	73
1997	Western Carolina	100
1998	Western Carolina	55
1999	Western Carolina	82
2000	UNCG	61
2001	Georgia Southern	60
2002	Western Carolina	56
2003	Western Carolina	58
2004	Western Carolina	66
2005	ETSU	69

# ANNUAL STATISTICAL LEADERS



2006	Elon	68
2007	Wofford	108
2008	College of Charleston	130
2009	Elon	138
2010	College of Charleston	105
2011	College of Charleston	81
2012	Samford	66
2013	Western Carolina	71
2014	Georgia Southern	61
2015	Samford (NCAA)	85
2016	Mercer	93

## SLUGGING PERCENTAGE

2000	The Citadel	.478
2001	Western Carolina	.473
2002	College of Charleston	.508
2003	College of Charleston	.464
2004	College of Charleston	.485
2005	ETSU	.523
2006	Furman	.471
2007	College of Charleston	.570
2008	College of Charleston	.607
2009	Elon	.596
2010	College of Charleston	.539
2011	College of Charleston	.486
2012	Samford	.457
2013	Western Carolina	.493
2014	Davidson	.459
2015	Samford	.489
2016	UNCG (NCAA)	.538

## ON-BASE PERCENTAGE

2000	The Citadel	.410
2001	College of Charleston; Western Carolina	.391
2002	College of Charleston	.412
2003	Georgia Southern	.396
2004	College of Charleston	.431
2005	College of Charleston	.432
2006	Elon	.402
2007	College of Charleston	.423
2008	Georgia Southern	.437
2009	College of Charleston	.430
2010	College of Charleston	.413
2011	College of Charleston	.394
2012	Samford	.387
2013	The Citadel	.395
2014	Western Carolina	.383
2015	Wofford	.392
2016	UNCG (NCAA)	.425

## RUNS

2000	The Citadel	492
2001	Georgia Southern	500
2002	College of Charleston	533
2003	Western Carolina	477
2004	College of Charleston	535
2005	College of Charleston	553
2006	Elon	491
2007	College of Charleston	552
2008	College of Charleston	627
2009	Elon	604
2010	College of Charleston	576
2011	College of Charleston	446
2012	Samford	436
2013	The Citadel	434
2014	Georgia Southern	413
2015	Samford	435
2016	UNCG	492

## HITS

2000	The Citadel	687
2001	Georgia Southern	690
2002	Georgia Southern	733
2003	Western Carolina	694
2004	College of Charleston	760
2005	College of Charleston	814
2006	College of Charleston	725
2007	College of Charleston	760
2008	Georgia Southern	751
2009	The Citadel	728
2010	College of Charleston	732
2011	College of Charleston	627
2012	Samford	674
2013	Western Carolina	653
2014	Georgia Southern	627
2015	Samford	636
2016	UNCG (NCAA)	726

## RUNS BATTED IN

2000	The Citadel	444
2001	Georgia Southern	442
2002	College of Charleston	450
2003	Western Carolina	421
2004	College of Charleston	475
2005	College of Charleston	495
2006	Elon	449
2007	College of Charleston	513
2008	College of Charleston	589
2009	Elon	558
2010	College of Charleston	532
2011	College of Charleston	416
2012	Samford	399
2013	The Citadel	398
2014	Georgia Southern	372
2015	Samford	405
2016	UNCG	451

## DOUBLES

2000	Georgia Southern	155
2001	Western Carolina	143
2002	College of Charleston	151
2003	Western Carolina	148
2004	Western Carolina	137
2005	College of Charleston	174
2006	Appalachian State	136
2007	Appalachian State	168
2008	College of Charleston	161
2009	College of Charleston	156
2010	College of Charleston	160
2011	College of Charleston	134
2012	Appalachian State	134
2013	Western Carolina	145
2014	Samford	120
2015	Wofford	125
2016	UNCG	145

## TRIPLES

2000	The Citadel	23
2001	Furman	24
2002	College of Charleston	42
2003	College of Charleston	27
2004	College of Charleston	23
2005	ETSU	17
2006	The Citadel	21
2007	College of Charleston	26



*Furman's Tom Mastny recorded a 1.09 ERA in 2003, which stands as the lowest mark in the SoCon since 1980. Mastny was drafted in the 11th round in 2003 and went on to spend three years in MLB.*

2008	Elon	24
2009	Elon	24
2010	UNCG	21
2011	Elon	21
2012	Appalachian State	20
2013	Elon	19
2014	Appalachian State	21
2015	Wofford	20
2016	UNCG (NCAA)	32

## TOTAL BASES

2000	Georgia Southern	1,018
2001	Georgia Southern	1,028
2002	College of Charleston	1,089
2003	Western Carolina	1,044
2004	College of Charleston	1,080
2005	College of Charleston	1,196
2006	Elon	1,022
2007	College of Charleston	1,237
2008	College of Charleston	1,304
2009	Elon	1,310
2010	College of Charleston	1,237
2011	College of Charleston	1,028
2012	Samford	1,020
2013	Western Carolina	1,045
2014	Georgia Southern	940
2015	Samford	1,023
2016	UNCG	1,130

## BASES ON BALLS

2000	College of Charleston	314
2001	UNCG	293
2002	College of Charleston	256
2003	Western Carolina	274
2004	The Citadel	260
2005	Elon	250
2006	Elon	308
2007	Elon	277
2008	Elon	330
2009	Elon	326
2010	Elon	302
2011	College of Charleston	297
2012	Samford	251
2013	Elon	280
2014	Georgia Southern	256
2015	Wofford	266
2016	Mercer (NCAA)	366

## HIT BY PITCH

2000	College of Charleston	98
2002	Georgia Southern	86
2003	Georgia Southern	92
2004	College of Charleston	122
2005	Elon	108
2006	Western Carolina	101
2007	College of Charleston	96
2008	Elon	105
2009	Georgia Southern	107
2010	Elon; Western Carolina	93
2011	Elon	79
2012	Samford	73
2013	Western Carolina	72
2014	Western Carolina	82
2015	Western Carolina	79
2016	Western Carolina	98

## STRIKEOUTS

2000	UNCG	415
2001	UNCG	521
2002	The Citadel	397
2003	The Citadel	431
2004	The Citadel	466
2005	Elon	424
2006	Wofford	447
2007	Wofford	427
2008	Elon	443
2009	Elon	469
2010	College of Charleston	479
2011	Davidson	476
2012	College of Charleston	488
2013	Georgia Southern	514
2014	Samford	448
2015	The Citadel	516
2016	The Citadel	520

## STOLEN BASES

2000	The Citadel	198
2001	Georgia Southern	131
2002	Georgia Southern	151
2003	UNCG; College of Charleston	101
2004	College of Charleston	112
2005	College of Charleston	99
2006	College of Charleston	128
2007	Elon	103
2008	Elon	155
2009	Western Carolina	126
2010	The Citadel	127
2011	Elon	114
2012	Appalachian State	94
2013	Wofford (NCAA)	163
2014	Wofford (NCAA)	152
2015	Wofford (NCAA)	138
2016	Wofford	101


## TEAM PITCHING

### EARNED RUN AVERAGE

1963	The Citadel	3.14
1964	West Virginia	1.46
1965	VMI	2.20
1966	West Virginia	1.84
1967	East Carolina	1.93
1968	East Carolina	2.47
1969	The Citadel	1.91
1970	East Carolina	1.57
1971	The Citadel	2.17
1972	The Citadel	1.74
1973	The Citadel	2.14
1974	East Carolina	1.86
1975	East Carolina	2.62
1976	East Carolina	2.02
1977	The Citadel	2.67
1978	The Citadel	2.41
1979	The Citadel	2.24
1980	The Citadel	3.16
1981	The Citadel	3.37
1982	The Citadel	2.61
1983	The Citadel	2.84
1984	Appalachian State	2.59
1985	Appalachian State	4.06
1986	Appalachian State	4.25
1987	Appalachian State	4.79
1988	Western Carolina	4.92
1989	The Citadel	4.38
1990	The Citadel	3.67
1991	The Citadel	3.40
1992	The Citadel	3.77
1993	Georgia Southern	3.89
1994	Western Carolina	2.97
1995	The Citadel	3.26
1996	Georgia Southern	4.26
1997	The Citadel	5.19
1998	Western Carolina	4.03
1999	College of Charleston	4.54
2000	The Citadel	4.12
2001	The Citadel	3.81
2002	The Citadel	3.53
2003	UNCG	3.69
2004	UNCG	4.17
2005	College of Charleston	4.06
2006	College of Charleston	3.02
2007	Western Carolina	4.79
2008	The Citadel	5.17
2009	The Citadel	4.50
2010	The Citadel	4.57
2011	Samford	3.11
2012	College of Charleston	3.21
2013	College of Charleston	4.20
2014	Georgia Southern	3.15
2015	The Citadel	4.46
2016	Samford	4.95

### OPPOSING BATTING AVERAGE

2000	The Citadel	.269
2001	The Citadel	.262
2002	The Citadel	.257
2003	UNCG	.256
2004	College of Charleston	.268
2005	College of Charleston	.270
2006	College of Charleston	.238



*The Citadel's Mike Pendleton (1978-81) owned a career 2.80 ERA and was part of a run that saw the Bulldogs lead the league in that category from 1977-83.*

2007	College of Charleston	.275
2008	Elon	.284
2009	The Citadel	.274
2010	The Citadel	.274
2011	Samford	.242
2012	College of Charleston	.241
2013	College of Charleston	.264
2014	Georgia Southern	.252
2015	The Citadel	.272
2016	UNCG	.266

### INNINGS PITCHED

2000	Georgia Southern	543.0
2001	The Citadel	554.2
2002	Georgia Southern	563.1
2003	Western Carolina	566.1
2004	The Citadel	600.2
2005	College of Charleston	568.0
2006	College of Charleston	575.1
2007	Western Carolina	550.1
2008	Elon	549.2
2009	The Citadel	539.2
2010	The Citadel	580.2
2011	Georgia Southern	546.2
2012	Samford	570.1
2013	Elon	573.1
2014	Georgia Southern	565.0
2015	Wofford	532.0
2016	Samford	541.1

### STRIKEOUTS

2000	Georgia Southern/UNCG	476
2001	Georgia Southern	543
2002	Georgia Southern	552
2003	Georgia Southern	591
2004	The Citadel	494
2005	College of Charleston	509
2006	College of Charleston	522
2007	College of Charleston	445
2008	College of Charleston	480
2009	Western Carolina	487
2010	College of Charleston	531
2011	Samford	479
2012	Samford	491
2013	Western Carolina	490
2014	Wofford	496
2015	The Citadel	509
2016	Western Carolina	512

### WINS

2000	The Citadel	39
2001	Georgia Southern	42
2002	Georgia Southern	39
2003	Western Carolina	43
2004	College of Charleston	47
2005	College of Charleston	48
2006	College of Charleston	46
2007	Western Carolina	41
2008	Elon	44
2009	Georgia Southern	42
2010	College of Charleston	44
2011	College of Charleston	39

2012	Appalachian State; Samford*	41
2013	Western Carolina	39
2014	Georgia Southern	40
2015	Wofford	39
2016	UNCG; Mercer	38

\* Samford later vacated all wins from 2012

### SAVES

2000	The Citadel	15
2001	The Citadel	16
2002	Western Carolina	15
2003	Western Carolina	14
2004	College of Charleston	19
2005	College of Charleston	19
2006	College of Charleston	20
2007	Wofford	15
2008	College of Charleston	18
2009	Elon	24
2010	Appalachian State; Georgia Southern	15
2011	College of Charleston	20
2012	Elon	19
2013	Western Carolina	17
2014	Samford	18
2015	Wofford	18
2016	Mercer	15

### RUNNERS PICKED OFF

2002	Georgia Southern	17
2003	VMI	21
2004	Western Carolina	17
2005	Georgia Southern	22
2006	Georgia Southern	22
2007	Georgia Southern	22
2008	The Citadel	28
2009	The Citadel; Davidson	17
2010	Davidson	25
2011	Georgia Southern	23
2012	College of Charleston	17
2013	Elon; Davidson	19
2014	Wofford; Georgia Southern	16
2015	The Citadel	20
2016	Wofford	22

### FEWEST HITS ALLOWED

2000	Wofford	516
2001	College of Charleston	496
2002	The Citadel	491
2003	Davidson	465
2004	Wofford	496
2005	UNCG	493
2006	College of Charleston	512
2007	College of Charleston	578
2008	Furman	578
2009	UNCG	513
2010	Davidson	558
2011	Davidson	466
2012	UNCG	471
2013	College of Charleston	520
2014	Davidson	441
2015	UNCG	477
2016	UNCG	524



# ANNUAL STATISTICAL LEADERS



## FEWEST RUNS ALLOWED

2000	The Citadel	297
2001	College of Charleston	296
2002	The Citadel	259
2003	Furman	261
2004	UNCG	278
2005	UNCG	274
2006	College of Charleston	238
2007	Western Carolina	346
2008	The Citadel	330
2009	The Citadel	318
2010	Appalachian State	332
2011	Samford	237
2012	College of Charleston	263
2013	College of Charleston	272
2014	Georgia Southern	273
2015	Mercer	307
2016	Samford	339

## FEWEST EARNED RUNS ALLOWED

2000	The Citadel	235
2001	The Citadel	235
2002	The Citadel	193
2003	Furman	215
2004	UNCG	227
2005	UNCG	228
2006	College of Charleston	193
2007	College of Charleston	282
2008	The Citadel	287
2009	The Citadel	270
2010	Appalachian State	287
2011	Samford	181
2012	College of Charleston	192
2013	College of Charleston	239
2014	Georgia Southern	198
2015	The Citadel	254
2016	Samford	298

## FEWEST WALKS ALLOWED

2000	The Citadel	159
2001	Wofford	147
2002	VMI	152
2003	UNCG	152
2004	UNCG	145
2005	UNCG	154
2006	Furman	172
2007	Furman	186
2008	Furman	196
2009	Appalachian State	184
2010	Davidson	188
2011	Davidson	156
2012	College of Charleston	182
2013	College of Charleston	167
2014	Davidson	188
2015	Mercer	169
2016	Wofford	202

## FEWEST DOUBLES ALLOWED

2000	UNCG	90
2002	The Citadel	92
2003	Furman	85
2004	UNCG; Elon	104
2005	Furman	94
2006	College of Charleston	66
2007	College of Charleston	96
2008	Elon	97
2009	The Citadel	86
2010	The Citadel	100
2011	Samford	76
2012	Western Carolina	76
2013	Furman	87
2014	Western Carolina	72
2015	Mercer	76
2016	Mercer	77

## FEWEST TRIPLES ALLOWED

2000	VMI	4
2002	The Citadel	7
2003	Furman	6
2004	College of Charleston	5
2005	Davidson	5
2006	College of Charleston	3
2007	Elon	8
2008	Davidson; College of Charleston	6
2009	Elon	2
2010	Elon	9
2011	Elon	5

2012	Wofford	2
2013	Davidson; College of Charleston	7
2014	Georgia Southern	6
2015	VMI	4
2016	Wofford	4

## FEWEST HOME RUNS ALLOWED

2000	The Citadel	19
2001	College of Charleston	18
2002	The Citadel	24
2003	Davidson	28
2004	UNCG	26
2005	UNCG	34
2006	UNCG	35
2007	Western Carolina	44
2008	The Citadel	37
2009	The Citadel	34
2010	Appalachian State	49
2011	College of Charleston	24
2012	Appalachian State	22
2013	Western Carolina	28
2014	UNCG	16
2015	The Citadel	29
2016	UNCG	45

## WILD PITCHES

2000	Wofford	102
2002	College of Charleston	56
2003	Wofford	55
2004	College of Charleston	64
2005	Wofford	66
2006	Wofford	69
2007	Appalachian State	61
2008	College of Charleston	71
2009	Western Carolina	67
2010	UNCG	75
2011	Furman	61
2012	Furman	77
2013	UNCG	73
2014	Furman	81
2015	Western Carolina	104
2016	The Citadel	70

## HIT BATTERS

2000	Western Carolina	81
2002	VMI	58
2003	College of Charleston	71
2004	Davidson	67
2005	Appalachian State	66
2006	Wofford	70
2007	Davidson	85
2008	Davidson; Western Carolina	72
2009	Western Carolina	92
2010	Furman	80
2011	College of Charleston	82
2012	College of Charleston	77
2013	College of Charleston	76
2014	Elon	81
2015	Samford	85
2016	UNCG	75

## TEAM FIELDING

### FIELDING PERCENTAGE

1979	Marshall	.952
1980	ETSU	.959
1981	ETSU	.962
1982	ETSU	.958
1983	ETSU	.957
1984	Appalachian State	.960
1985	Appalachian State	.953
1986	Western Carolina	.952
1987	Davidson	.960
1988	The Citadel	.955
1989	Appalachian State; Western Carolina	.961
1990	Appalachian State	.953
1991	The Citadel	.963
1992	Georgia Southern	.962
1993	VMI	.973
1994	ETSU	.963
1995	The Citadel	.967
1996	Georgia Southern	.966
1997	The Citadel	.957
1998	UNCG	.968
1999	UNCG	.961

2000	UNCG	.965
2001	Wofford	.960
2002	Georgia Southern	.962
2003	UNCG	.970
2004	The Citadel	.974
2005	UNCG	.972
2006	Elon	.970
2007	UNCG	.967
2008	Appalachian State	.971
2009	Georgia Southern	.973
2010	Georgia Southern	.967
2011	UNCG	.975
2012	Appalachian State	.968
2013	Appalachian State	.970
2014	Furman	.967
2015	Mercer	.973
2016	Mercer	.980

## ERRORS

2000	VMI	122
2002	Furman	114
2003	College of Charleston	114
2004	Appalachian State	119
2005	Appalachian State	138
2006	Wofford	109
2007	College of Charleston; Wofford	101
2008	Davidson	108
2009	Western Carolina	98
2010	Samford	101
2011	The Citadel	98
2012	Wofford	112
2013	Elon	110
2014	Davidson	87
2015	The Citadel	103
2016	Western Carolina	84

## DOUBLE PLAYS

2000	Wofford	64
2002	Furman	61
2003	Western Carolina	55
2004	The Citadel	60
2005	Furman	68
2006	Georgia Southern	64
2007	Wofford	64
2008	UNCG	59
2009	Elon	61
2010	Elon	66
2011	Furman	59
2012	Elon	57
2013	Appalachian State	52
2014	Furman; Samford	58
2015	Furman	48
2016	Western Carolina	56

## CAUGHT STEALING

2000	Davidson	40
2002	Wofford	29
2003	Georgia Southern	35
2004	Wofford; Davidson; Georgia Southern	32
2005	Western Carolina	37
2006	Davidson	42
2007	Georgia Southern	26
2008	Davidson	27
2009	Samford	32
2010	Wofford	33
2011	Wofford	30
2012	Elon	30
2013	Davidson	38
2014	Georgia Southern	30
2015	The Citadel	27
2016	Western Carolina	38

(NCAA) - led NCAA

# MLB FIRST-YEAR PLAYER DRAFT

The MLB First-Year Player Draft dates back to 1965. Thirty-seven (37) SoCon draftees have gone on to appear in the Major Leagues.

## 1965 MLB First-Year Player Draft (7)

Round	Overall	Player	School	Pos.	Team
5	90	John Radosevich	West Virginia	LHP	Los Angeles Dodgers
22	435	John Rawls	East Carolina	RHP	Baltimore Orioles
29	556	Carlton Barnes	East Carolina	SS	Cincinnati Reds
30	560	Ron Renner	West Virginia	C	Chicago Cubs
31	586	Thomas Porter	The Citadel	OF	New York Yankees
51	774	Percy Sensabaugh	VMI	P	Baltimore Orioles
56	790	Wayne Britton	East Carolina	OF	Baltimore Orioles

## 1966 MLB First-Year Player Draft (11)

Round	Overall	Player	School	Pos.	Team
9	171	Richard Narron	East Carolina	C	Atlanta Braves
13	249	Smith Holland	The Citadel	RHP	Philadelphia Phillies
14	279	James Raynor	East Carolina	RHP	Los Angeles Dodgers
19	370	Earl Hash	Richmond	OF	New York Yankees
23	446	Jerry Meadows	West Virginia	RHP	St. Louis Cardinals
24	475	Robin Porter	VMI	C/OF	Pittsburgh Pirates
25	494	Doug Stanley	West Virginia	OF	Pittsburgh Pirates
30	579	Dick Snyder	Davidson	OF	Washington Senators
37	691	Fred Rodriguez	East Carolina	2B	Chicago Cubs
43	750	Vaughn Kovach	West Virginia	RHP	Baltimore Orioles
4*	63	Percy Sensabaugh	VMI	P	Washington Senators

## 1967 MLB First-Year Player Draft (5)

Round	Overall	Player	School	Pos.	Team
11	220	Chuck Boggs	West Virginia	C	Los Angeles Dodgers
4*	61	Jerry Meadows	West Virginia	RHP	Houston Astros
5*	88	Richard Narron	East Carolina	C	Washington Senators
5^	81	Jerry Meadows	West Virginia	RHP	Baltimore Orioles
12^	187	Richard Narron	East Carolina	C	New York Mets

## 1968 MLB First-Year Player Draft (5)

Round	Overall	Player	School	Pos.	Team
2	38	James Snyder	East Carolina	RHP	Pittsburgh Pirates
10	227	William Hancock	Furman	C	San Diego Padres
11	233	Vince Colbert-\$	East Carolina	RHP	Cleveland Indians
24	545	Denny Taylor	West Virginia	LHP	Chicago Cubs
39	820	John Medlin	William & Mary	OF	Kansas City Royals

## 1969 MLB First-Year Player Draft (1)

Round	Overall	Player	School	Pos.	Team
7*	144	William Hancock	Furman	C	San Diego Padres

## 1970 MLB First-Year Player Draft (1)

Round	Overall	Player	School	Pos.	Team
37	805	Gordon Slade	Davidson	OF	Washington Senators

## 1971 MLB First-Year Player Draft (3)

Round	Overall	Player	School	Pos.	Team
13	309	Horace Richardson	William & Mary	LHP/OF	Baltimore Orioles
14	333	Mike Aldridge	East Carolina	OF	New York Mets
27	617	Bruce Wright	Richmond	OF	San Francisco Giants

## 1972 MLB First-Year Player Draft (2)

Round	Overall	Player	School	Pos.	Team
8	169	Don Legee	Furman	C	San Diego Padres
9	204	John Shermer	Appalachian State	RHP	Chicago White Sox

## 1973 MLB First-Year Player Draft (1)

Round	Overall	Player	School	Pos.	Team
6	126	Tommy Toms-\$	East Carolina	RHP	San Francisco Giants

## 1974 MLB First-Year Player Draft (2)

Round	Overall	Player	School	Pos.	Team
13	289	Todd Brenizer	Furman	LHP	Philadelphia Phillies
24	532	William Daly	Richmond	3B	New York Mets

## 1975 MLB First-Year Player Draft (3)

Round	Overall	Player	School	Pos.	Team
3	64	Mike Ramsey-\$	Appalachian State	SS	St. Louis Cardinals
6	130	Ronald Staggs	East Carolina	1B	Montreal Expos
9	194	Bobby Mitchell	Richmond	SS/OF	San Diego Padres

## 1976 MLB First-Year Player Draft (2)

Round	Overall	Player	School	Pos.	Team
9	203	Renie Martin-\$	Richmond	RHP	San Francisco Giants
10	236	Ronald Brower	Appalachian State	1B	Montreal Expos

## 1977 MLB First-Year Player Draft (5)

Round	Overall	Player	School	Pos.	Team
5	108	Richard Wieters	The Citadel	RHP	Atlanta Braves
9	214	Randy Howell	Furman	OF	St. Louis Cardinals
9	230	Ron Smith	Furman	SS	Philadelphia Phillies

12	304	Wayne Tolleson-\$	Western Carolina	SS	Pittsburgh Pirates
22	559	Jerry Reed-\$	Western Carolina	RHP	Philadelphia Phillies

## 1978 MLB First-Year Player Draft (3)

Round	Overall	Player	School	Pos.	Team
8	202	Wayne Tolleson-\$	Western Carolina	SS	Texas Rangers
16	409	Stan Brown	Davidson	OF	Pittsburgh Pirates
27	639	Everett Smith	Furman	OF	St. Louis Cardinals

## 1979 MLB First-Year Player Draft (6)

Round	Overall	Player	School	Pos.	Team
1	21	Atlee Hammaker-\$	ETSU	LHP	Kansas City Royals
3	53	Rick Adair	Western Carolina	LHP	Seattle Mariners
7	178	Bob Lapple	Davidson	C	Cincinnati Reds
13	330	David Cardwell	ETSU	SS	San Francisco Giants
14	342	Randy Ingle	Appalachian State	SS	Atlanta Braves
24	616	Francis Galloway	The Citadel	RHP	Milwaukee Brewers

## 1980 MLB First-Year Player Draft (2)

Round	Overall	Player	School	Pos.	Team
14	346	Gary Robinette	ETSU	3B	Chicago White Sox
36	791	David Cardwell	ETSU	SS	San Francisco Giants

## 1981 MLB First-Year Player Draft (2)

Round	Overall	Player	School	Pos.	Team
6	139	Bryan Snyder	ETSU	OF	San Francisco Giants
25	622	Jeff Andrews	ETSU	RHP	Chicago Cubs

## 1982 MLB First-Year Player Draft (7)

Round	Overall	Player	School	Pos.	Team
5	125	Bill White	The Citadel	1B	Los Angeles Dodgers
7	167	Mike Knox	The Citadel	SS	Atlanta Braves
13	326	Jeff Barkley-\$	The Citadel	RHP	Cleveland Indians
13	335	Kirk Bailey	Appalachian State	RHP	New York Yankees
21	526	Greg Bartley	ETSU	RHP	Seattle Mariners
22	548	Mark Poston	Appalachian State	RHP	San Diego Padres
25	635	B.J. Hinson	ETSU	2B	Houston Astros

## 1983 MLB First-Year Player Draft (6)

Round	Overall	Player	School	Pos.	Team
2	38	Mike Cherry	The Citadel	RHP	Los Angeles Dodgers
3	76	Wayne Dannenberg	ETSU	OF	Philadelphia Phillies
9	212	Jeff Montgomery-\$	Marshall	RHP	Cincinnati Reds
14	355	Tim Bailey	ETSU	OF	Detroit Tigers
16	412	Mike Nipper	ETSU	2B	Atlanta Braves
44	821	Marty Blair	The Citadel	SS	Texas Rangers

## 1984 MLB First-Year Player Draft (6)

Round	Overall	Player	School	Pos.	Team
21	534	Pete Hardee	Appalachian State	RHP	Montreal Expos
23	579	John Murphy	The Citadel	3B	St. Louis Cardinals
25	639	Rich Bosley	Appalachian State	RHP	Baltimore Orioles
37	790	Rock Hurst	Furman	C	Cleveland Indians
38	796	Charlie Fonville	Western Carolina	1B	Cleveland Indians
43	820	John Pust	Western Carolina	SS	Cleveland Indians

## 1985 MLB First-Year Player Draft (7)

Round	Overall	Player	School	Pos.	Team
2	46	Tim Jones-\$	The Citadel	SS	St. Louis Cardinals
4	100	Todd Welborn	Appalachian State	RHP	New York Mets
4	103	Scott Gay	Western Carolina	RHP	New York Yankees
10	237	Rich Bosley	Appalachian State	RHP	Milwaukee Brewers
11	278	John McKinney	Marshall	RHP	Philadelphia Phillies
15	375	Rock Hurst	Furman	C	Cleveland Indians
21	539	Tony Welborn	Appalachian State	OF	Kansas City Royals

## 1986 MLB First-Year Player Draft (6)

Round	Overall	Player	School	Pos.	Team
3	70	Tony Welborn	Appalachian State	OF/RHP	Montreal Expos
22	558	Kent Alexander	Appalachian State	RHP	Chicago Cubs
23	579	Steve Condon	Davidson	RHP	Milwaukee Brewers
26	644	Rick Reed-\$	Marshall	RHP	Pittsburgh Pirates
39	846	Ron Huntington	Western Carolina	2B	Atlanta Braves
40	855	Scott Church	ETSU	SS	Philadelphia Phillies

## 1987 MLB First-Year Player Draft (6)

Round	Overall	Player	School	Pos.	Team
7	169	Dan Simonds	Davidson	C	Baltimore Orioles
12	295	Billy Masse	Davidson	OF	Chicago Cubs
15	377	Alan Lewis	Davidson	SS	Los Angeles Dodgers
19	496	Freddie Hailey	Western Carolina	OF	New York Yankees
22	574	David Turgeon	Davidson	3B	New York Yankees
49	1,164	Dave Fitzgerald	Davidson	LHP	New York Yankees

## 1988 MLB First-Year Player Draft (6)

Round	Overall	Player	School	Pos.	Team
12	314	Tom Malchesky	Western Carolina	3B	St. Louis Cardinals

# MLB FIRST-YEAR PLAYER DRAFT



18	457	John Chafin	Marshall	RHP	Chicago White Sox
22	573	Skip Nelloms	Western Carolina	OF	New York Yankees
27	705	Dave Fitzgerald	Davidson	LHP	Milwaukee Brewers
28	730	John Stephens	The Citadel	3B	St. Louis Cardinals
54	1,296	Dave Piel	Western Carolina	C	Atlanta Braves

## 1989 MLB First-Year Player Draft (1)

Round	Overall	Player	School	Pos.	Team
17	450	Andy Beasley	VMI	C	Oakland Athletics

## 1990 MLB First-Year Player Draft (6)

Round	Overall	Player	School	Pos.	Team
4	112	Andy Beasley	VMI	C	St. Louis Cardinals
8	225	Paul Menhart-\$	Western Carolina	RHP	Toronto Blue Jays
11	307	Mark Craft	VMI	RHP	Oakland Athletics
29	779	Anthony Jenkins	The Citadel	OF	St. Louis Cardinals
37	959	Mike Montgomery	ETSU	RHP	Philadelphia Phillies
41	1,055	Steven Hollins	Appalachian State	SS	Philadelphia Phillies

## 1991 MLB First-Year Player Draft (2)

Round	Overall	Player	School	Pos.	Team
30	801	Brad Stowell	The Citadel	RHP	Oakland Athletics
56	1,405	Kevin Bellomo	Western Carolina	OF	San Francisco Giants

## 1992 MLB First-Year Player Draft (8)

Round	Overall	Player	School	Pos.	Team
5	136	Dan Kyslinger	Western Carolina	RHP	Milwaukee Brewers
9	247	Chris Petersen-\$	Georgia Southern	SS	Chicago Cubs
14	379	Matt Raleigh	Western Carolina	3B	Montreal Expos
14	391	Todd Greene-\$	Georgia Southern	OF	St. Louis Cardinals
15	412	Dallas Rinehart	ETSU	RHP	California Angels
15	422	Gettys Glaze	The Citadel	RHP	Boston Red Sox
32	902	Jack Kimel	Western Carolina	LHP	Texas Rangers
49	1,375	Nathan Dunn	ETSU	SS	Los Angeles Dodgers

## 1993 MLB First-Year Player Draft (5)

Round	Overall	Player	School	Pos.	Team
3	92	Brad Tweedlie	Western Carolina	RHP	Cincinnati Reds
4	105	Phillip Grundy	Western Carolina	RHP	Kansas City Royals
6	183	Paul Thornton	Georgia Southern	RHP	Florida Marlins
12	327	Todd Greene-\$	Georgia Southern	OF	California Angels
36	1,012	Mark Dean	Georgia Southern	SS	St. Louis Cardinals

## 1994 MLB First-Year Player Draft (8)

Round	Overall	Player	School	Pos.	Team
4	93	Jason Beverlin-\$	Western Carolina	RHP	Oakland Athletics
14	380	Clint Fair	Georgia Southern	LHP	Cincinnati Reds
22	599	Stephen Pritchard	Western Carolina	SS	Milwaukee Brewers
28	774	Matt Spade	Marshall	RHP	Pittsburgh Pirates
32	891	Marc Phillips	VMI	LHP	Kansas City Royals
38	1,047	William Rushing	Georgia Southern	LHP	Milwaukee Brewers
45	1,239	Rick Paugh	Marshall	LHP	Pittsburgh Pirates
47	1,299	Mike Tidick	Western Carolina	OF	Chicago White Sox

## 1995 MLB First-Year Player Draft (7)

Round	Overall	Player	School	Pos.	Team
4	94	Ryan Glynn-\$	VMI	RHP	Texas Rangers
8	212	William Rushing	Georgia Southern	LHP	Minnesota Twins
17	463	Britt Reames-\$	The Citadel	RHP	St. Louis Cardinals
22	599	David Groseclose	VMI	SS	Colorado Rockies
25	680	Brian Callahan	The Citadel	RHP	Oakland Athletics
35	975	Jeff Keppen	Georgia Southern	RHP	Los Angeles Dodgers
47	1,289	Rhett Ingerick	Davidson	RHP	Florida Marlins

## 1996 MLB First-Year Player Draft (11)

Round	Overall	Player	School	Pos.	Team
11	307	Tommy Peterman	Georgia Southern	1B	Minnesota Twins
11	318	Garrick Haltiwanger	The Citadel	OF	New York Mets
11	327	Julio Ayala	Georgia Southern	LHP	Seattle Mariners
11	331	Brian Musgrave	Appalachian State	LHP	Boston Red Sox
23	690	Scott Garrett	Appalachian State	C	Cincinnati Reds
24	716	Mark Hamlin	Georgia Southern	OF	Colorado Rockies
27	808	Steve Wilson	Georgia Southern	C	Los Angeles Dodgers
37	1,102	Len Hart	ETSU	LHP	Chicago Cubs
40	1,200	Jon Phillips	Georgia Southern	RHP	Cincinnati Reds
55	1,531	Nathan Shepperson	VMI	1B	Pittsburgh Pirates
77	1,687	Rhett Ingerick	Davidson	RHP	New York Yankees

## 1997 MLB First-Year Player Draft (3)

Round	Overall	Player	School	Pos.	Team
8	237	Ryan Cummings	Georgia Southern	RHP	Anaheim Angels
22	662	Alex Tolbert	Western Carolina	1B	Pittsburgh Pirates
23	705	Tod Lee	Georgia Southern	RHP	Baltimore Orioles

## 1998 MLB First-Year Player Draft (9)

Round	Overall	Player	School	Pos.	Team
4	129	Chris Davidson	Western Carolina	RHP	Baltimore Orioles

5	157	Brian Rogers	The Citadel	RHP	New York Yankees
12	370	David Noyce	Furman	LHP	Florida Marlins
12	363	Donnie Suttles	Western Carolina	RHP	Cleveland Indians
15	450	Mark DiFelice-\$	Western Carolina	RHP	Colorado Rockies
22	667	Jeff Szikszai	Western Carolina	2B	New York Yankees
24	730	Terrence Smalls	The Citadel	2B	Florida Marlins
40	1,191	Brian Hutchinson	Western Carolina	LHP	Toronto Blue Jays
40	1,211	Jerry Simmons	The Citadel	OF	Atlanta Braves

## 1999 MLB First-Year Player Draft (7)

Round	Overall	Player	School	Pos.	Team
3	107	Eric Johnson	Western Carolina	OF	Cleveland Indians
8	244	David Pember-\$	Western Carolina	RHP	Milwaukee Brewers
8	261	Scott Oliver	College of Charleston	RHP	New York Yankees
11	340	Chris Moore	Western Carolina	SS	Colorado Rockies
15	469	Brian Wiley	The Citadel	RHP	Boston Red Sox
29	872	Rodney Hancock	The Citadel	LHP	Pittsburgh Pirates
39	1,182	Monte Lee	College of Charleston	OF	St. Louis Cardinals

## 2000 MLB First-Year Player Draft (7)

Round	Overall	Player	School	Pos.	Team
15	443	Chris Morris	The Citadel	OF	St. Louis Cardinals
19	580	Charles Thomas-\$	Western Carolina	OF	Atlanta Braves
21	611	Matt Easterday	Georgia Southern	2B	Florida Marlins
22	646	Jason Marsh	UNCG	C	Tampa Bay Devil Rays
25	737	Kevin Blocker	Wofford	SS	Colorado Rockies
43	1,291	Ron Colvard	The Citadel	RHP	Cleveland Indians
47	1,387	Ed Sparks	ETSU	C	Cincinnati Reds

## 2001 MLB First-Year Player Draft (6)

Round	Overall	Player	School	Pos.	Team
2	57	Dallas McPherson-\$	The Citadel	3B	Anaheim Angels
8	230	Taft Cable	UNCG	RHP	Philadelphia Phillies
12	353	T.W. Mincey	The Citadel	LHP	Baltimore Orioles
25	752	Philip Hartig	The Citadel	1B	Florida Marlins
32	967	Andy Baxter	ETSU	1B	Cleveland Indians
49	1,451	J.R. Revere	Georgia Southern	OF	Colorado Rockies

## 2002 MLB First-Year Player Draft (9)

Round	Overall	Player	School	Pos.	Team
6	183	Chris Walker	Georgia Southern	OF	Chicago Cubs
8	248	Jared Burton-\$	Western Carolina	RHP	Oakland Athletics
11	330	Matt Herring	Georgia Southern	1B	Chicago White Sox
12	347	Danny Rueckel	Furman	RHP	Montreal Expos
13	400	T.A. Fulmer	The Citadel	RHP	Seattle Mariners
16	483	Jemel Spearman	Georgia Southern	SS	Chicago Cubs
23	678	Tom Frend	Davidson	OF	Kansas City Royals
28	830	Everett Hancock	UNCG	LHP	Detroit Tigers
29	873	Brett Lewis	Georgia Southern	RHP	Chicago Cubs

## 2003 MLB First-Year Player Draft (15)

Round	Overall	Player	School	Pos.	Team
3	95	Dennis Dove-\$	Georgia Southern	RHP	St. Louis Cardinals
7	217	Ryan Basner	Western Carolina	RHP	Atlanta Braves
8	234	Lee Curtis	College of Charleston	2B	Boston Red Sox
9	251	Matt Lauderdale	College of Charleston	C	San Diego Padres
9	268	Kevin Culpepper	Georgia Southern	LHP	Minnesota Twins
11	310	Brian Rogers-\$	Georgia Southern	RHP	Detroit Tigers
11	320	Tom Mastny-\$	Furman	RHP	Toronto Blue Jays
13	396	Todd Buchanan	Western Carolina	1B	Arizona Diamondbacks
14	410	Jeremy Harper	VMI	RHP	Toronto Blue Jays
16	464	Alan Beck	Western Carolina	OF	Baltimore Orioles
19	577	Andy Barden	VMI	C	Atlanta Braves
35	1,029	Phil Hendrix	VMI	RHP	Milwaukee Brewers
41	1,220	Scott Tolbert	Georgia Southern	RHP	Toronto Blue Jays
43	1,278	Ryan Gordon	UNCG	LHP	Toronto Blue Jays
50	1,472	Tim Turner	ETSU	OF	Seattle Mariners

## 2004 MLB First-Year Player Draft (7)

Round	Overall	Player	School	Pos.	Team
6	162	Jonathan Ellis	The Citadel	RHP	San Diego Padres
8	237	Chip Cannon	The Citadel	1B	Toronto Blue Jays
14	418	Brian Akin	Davidson	RHP	Los Angeles Dodgers
23	680	Jay Metzger	UNCG	LHP	Colorado Rockies
28	823	Brian Hensen	Elon	LHP	Detroit Tigers
34	1,028	Jarrett Santos	UNCG	RHP	Florida Marlins
35	1,049	Evan Tartaglia	Elon	OF	Chicago White Sox

## 2005 MLB First-Year Player Draft (10)

Round	Overall	Player	School	Pos.	Team
2	56	Chris Mason	UNCG	RHP	Tampa Bay Devil Rays
3	109	Brett Gardner-\$	College of Charleston	OF	New York Yankees
4	135	Caleb Moore	ETSU	C	Minnesota Twins
5	157	Brett Harker	College of Charleston	RHP	Philadelphia Phillies
8	244	Ryan Edell	College of Charleston	LHP	Cleveland Indians
10	315	Matthew Betsill	Furman	3B	Minnesota Twins
25	749	D.J. Wabick	College of Charleston	1B	New York Mets



# MLB FIRST-YEAR PLAYER DRAFT

29	890	Reid Price	College of Charleston	LHP	St. Louis Cardinals
35	1,069	Andy Carter	Davidson	RHP	New York Yankees
38	1,153	Flint Wipke	Georgia Southern	C	Los Angeles Angels

## 2006 MLB First-Year Player Draft (12)

Round	Overall	Player	School	Pos.	Team
2	68	Dustin Evans	Georgia Southern	RHP	Atlanta Braves
5	158	Jermaine Mitchell	UNCG	OF	Oakland Athletics
12	347	Everett Teaford-\$	Georgia Southern	LHP	Kansas City Royals
19	578	Greg Dowling	Georgia Southern	1B	Oakland Athletics
20	608	Josh McLaughlin	College of Charleston	RHP	Oakland Athletics
22	668	Patrick Currin	UNCG	RHP	Oakland Athletics
23	688	Jay Heafner	Davidson	SS	Texas Rangers
24	719	Matt Matulia	The Citadel	SS	Chicago Cubs
27	818	Larry Cobb	College of Charleston	OF	Oakland Athletics
29	873	A.J. Davidiuk	Furman	SS	San Diego Padres
34	1,020	Graham Godfrey-\$	College of Charleston	RHP	Toronto Blue Jays
38	1,130	Brian McCullen	Western Carolina	RHP	Pittsburgh Pirates

## 2007 MLB First-Year Player Draft (20)

Round	Overall	Player	School	Pos.	Team
6	202	Oliver Marmol	College of Charleston	SS	St. Louis Cardinals
7	229	Brandon Waring	Wofford	3B	Cincinnati Reds
8	260	Jonathan Green	Western Carolina	C	Texas Rangers
8	266	Alex Garabedian	College of Charleston	C	Los Angeles Dodgers
10	306	Greg Holland-\$	Western Carolina	RHP	Kansas City Royals
13	424	Nick Chigges	College of Charleston	RHP	New York Yankees
15	469	Matt Klinker	Furman	RHP	Cincinnati Reds
16	503	Brian Schlitter-\$	College of Charleston	RHP	Philadelphia Phillies
17	555	Guy Welsh	UNCG	3B	Seattle Mariners
20	620	Kenny Smith	Western Carolina	2B	Texas Rangers
26	787	Michael Bunton	College of Charleston	LHP	Chicago Cubs
27	837	Zach Brown	The Citadel	1B	San Diego Padres
28	870	Lee Land	UNCG	RHP	Oakland Athletics
29	886	Ben Lasater	College of Charleston	3B	Florida Marlins
29	890	Ryan Falcon	UNCG	LHP	Texas Rangers
30	916	A.J. Battisto	Georgia Southern	RHP	Florida Marlins
37	1,135	Steven Strausbaugh	Western Carolina	OF	New York Yankees
38	1,140	Michael Harrington	College of Charleston	OF	Baltimore Orioles
39	1,171	Chris Vasami	Elon	1B	Colorado Rockies
50	1,435	Blake Murphy	Western Carolina	C	Chicago Cubs

## 2008 MLB First-Year Player Draft (24)

Round	Overall	Player	School	Pos.	Team
4	132	Steven Hensley	Elon	RHP	Seattle Mariners
6	201	Jeremie Tice	College of Charleston	3B	Cleveland Indians
9	281	Jay Jackson-\$	Furman	RHP	Chicago Cubs
11	324	David Rubinstein	Appalachian State	OF	Pittsburgh Pirates
12	356	Jason Rook	Appalachian State	OF	Baltimore Orioles
12	368	Garrett Sherrill	Appalachian State	RHP	Milwaukee Brewers
13	396	Michael Harrington	College of Charleston	OF	Minnesota Twins
13	409	Michael Kohn-\$	College of Charleston	RHP	Los Angeles Angels
17	503	Jeremy Beckham	Georgia Southern	2B	Tampa Bay Rays
22	672	Blake Nation	Georgia Southern	RHP	Seattle Mariners
25	751	Austin Garrett	College of Charleston	LHP	Washington Nationals
26	783	Chris Dove	Elon	OF	Texas Rangers
26	785	Chris Swauger	The Citadel	OF	St. Louis Cardinals
29	868	Ricky Orton	UNCG	3B	Florida Marlins
30	910	Chris Shehan	Georgia Southern	OF	Atlanta Braves
30	914	Mike Lynn	College of Charleston	RHP	New York Mets
31	926	Tyler Sexton	Western Carolina	LHP	Baltimore Orioles
34	1,035	Matthew Gaski	UNCG	2B	San Diego Padres
36	1,094	Jake Goldberg	College of Charleston	RHP	New York Mets
38	1,160	Clay Caulfield	College of Charleston	RHP	New York Yankees
42	1,265	Blake Murphy	Western Carolina	C	St. Louis Cardinals
44	1,332	Donny Jobe	Elon	2B	Seattle Mariners
46	1,382	Brandon Sizemore	College of Charleston	2B	St. Louis Cardinals
48	1,433	Danny Meszaros	College of Charleston	RHP	Houston Astros

## 2009 MLB First-Year Player Draft (30)

Round	Overall	Player	School	Pos.	Team
5	158	Chase Austin	Elon	3B	Florida Marlins
7	207	Nick Liles	Western Carolina	2B	San Francisco Giants
8	243	Rob Gilliam	UNCG	RHP	Oakland Athletics
9	290	Richard Jones	The Citadel	C	Chicago Cubs
11	328	Chris Masters	Western Carolina	LHP	Atlanta Braves
13	408	Chris McGuiness-\$	The Citadel	1B	Boston Red Sox
14	418	Cory Harritchak	Elon	OF	Atlanta Braves
14	426	Brent Greer	Western Carolina	SS	Arizona Diamondbacks
14	439	Zach Quate	Appalachian State	RHP	Tampa Bay Rays
16	474	Griffin Benedict	Georgia Southern	C	San Diego Padres
20	601	Dallas Tarleton	Elon	C	Colorado Rockies
20	608	Rand Smith	Appalachian State	OF	Florida Marlins
21	628	Matt Crim	The Citadel	LHP	Atlanta Braves
22	660	Matt Mansilla	College of Charleston	OF	Detroit Tigers
22	669	Joey Bergman	College of Charleston	3B	St. Louis Cardinals
22	673	Zach Kayne	Davidson	SS	Chicago White Sox

24	735	Isaac Harrow	Appalachian State	3B	New York Yankees
25	744	Ty Wright	Georgia Southern	OF	San Diego Padres
25	753	Chris Mederos	Georgia Southern	RHP	Oakland Athletics
27	813	Michael Gilmartin	Wofford	SS	Oakland Athletics
27	830	Corey Martin	Western Carolina	RHP	Chicago Cubs
30	916	Brandon Sizemore	College of Charleston	2B	Milwaukee Brewers
33	985	Pat Irvine	Elon	LF	Pittsburgh Pirates
35	1,064	Wes Wrenn	The Citadel	RHP	New York Mets
38	1,136	Josh Dowdy	Appalachian State	RHP	Baltimore Orioles
40	1,194	Tom Porter	Elon	RHP	San Diego Padres
40	1,209	Jesse Simpson	College of Charleston	RHP	St. Louis Cardinals
41	1,233	Justin Hilt	Elon	RF	Oakland Athletics
42	1,279	Bennett Davis	Elon	3B/C	Tampa Bay Rays
44	1,315	Dexter Bobo	Georgia Southern	LHP	Pittsburgh Pirates

## 2010 MLB First-Year Player Draft (23)

Round	Overall	Player	School	Pos.	Team
1-5	41	Asher Wojciechowski-\$	The Citadel	RHP	Toronto Blue Jays
5	168	Heath Hembree-\$	College of Charleston	RHP	San Francisco Giants
7	226	Jimmy Reyes	Elon	LHP	Texas Rangers
8	245	Blake Hassebrook	UNCG	RHP	Oakland Athletics
13	392	Brian Harrison	Furman	3B	New York Mets
15	465	Thomas Girdwood	Elon	RHP	Minnesota Twins
16	487	Rob Kral	College of Charleston	C	Cincinnati Reds
25	751	Matt Talley	The Citadel	LHP	Arizona Diamondbacks
26	785	Jake Brown	Georgia Southern	LHP	Oakland Athletics
29	879	Daniel Britt	Elon	RHP	Milwaukee Brewers
29	889	Chris Patterson	Appalachian State	RHP	St. Louis Cardinals
31	939	Mike Melillo	Elon	C	Milwaukee Brewers
33	994	Daniel Ottone	Western Carolina	RHP	San Diego Padres
33	1,009	Joey Bergman	College of Charleston	2B	St. Louis Cardinals
35	1,050	Ken Ferrer	Elon	RHP	Cleveland Indians
36	1,081	Justin Hilt	Elon	OF	Arizona Diamondbacks
39	1,167	Kevin Decker	College of Charleston	RHP	Pittsburgh Pirates
39	1,180	Casey Lucchese	College of Charleston	RHP	Chicago Cubs
39	1,189	Ian Parry	Furman	RHP	St. Louis Cardinals
40	1,218	Wes Hobson	Appalachian State	2B	San Francisco Giants
41	1,234	Bryan Altman	The Citadel	2B/C	San Diego Padres
44	1,319	Shawn Payne	Georgia Southern	2B	Kansas City Royals
50	1,519	Andy Moye	Georgia Southern	RHP	St. Louis Cardinals

## 2011 MLB First-Year Player Draft (22)

Round	Overall	Player	School	Pos.	Team
10	306	Matt Murray	Georgia Southern	RHP	Kansas City Royals
10	323	Rob Kral	College of Charleston	C	San Diego Padres
11	346	Chris Lamb	Davidson	LHP	Oakland Athletics
12	368	Grant Sides	Samford	RHP	Cleveland Indians
15	461	Andy Moye	Georgia Southern	RHP	Milwaukee Brewers
15	476	John Cornely-\$	Wofford	RHP	Atlanta Braves
18	562	Andrew Jones	Samford	RHP	Boston Red Sox
18	570	Andy Bass	Davidson	RHP	Tampa Bay Rays
21	656	Jarrett Miller	UNCG	RHP	Atlanta Braves
23	710	Kyle Deese	Western Carolina	RHP	St. Louis Cardinals
25	752	Josh Martin	Samford	RHP	Pittsburgh Pirates
28	847	Ken Ferrer	Elon	LHP	Washington Nationals
28	856	Thomas Girdwood	Elon	RHP	Oakland Athletics
28	866	Matt Talley	The Citadel	LHP	Atlanta Braves
30	902	Matt Benedict	Western Carolina	RHP	Pittsburgh Pirates
30	929	John Brebbia	Elon	RHP	New York Yankees
31	951	Michael Johnson	Samford	SS	Chicago White Sox
31	954	Matt Leeds	College of Charleston	3B	Texas Rangers
35	1,077	Shawn Payne	Georgia Southern	CF	San Francisco Giants
36	1,091	Mitch Conner	Elon	RHP	Milwaukee Brewers
37	1,149	Casey Lucchese	College of Charleston	RHP	Chicago Cubs
49	1,480	David Peterson	College of Charleston	RHP	Houston Astros

## 2012 MLB First-Year Player Draft (23)

Round	Overall	Player	School	Pos.	Team
1	28	Victor Roache	Georgia Southern	OF	Milwaukee Brewers
2	76	Chris Beck-\$	Georgia Southern	RHP	Chicago White Sox
4	144	Brandon Miller	Samford	OF	Washington Nationals
6	192	Lex Rutledge	Samford	LHP	Baltimore Orioles
6	205	Eric Phillips	Georgia Southern	3B	Toronto Blue Jays
7	242	Marty Gantt	College of Charleston	OF	Tampa Bay Rays
8	250	Christian Powell	College of Charleston	RHP	Minnesota Twins
8	269	David Peterson	College of Charleston	RHP	Atlanta Braves
10	323	Josh Martin	Samford	RHP	Cleveland Indians
13	419	Nathan Hyatt	Appalachian State	RHP	Atlanta Braves
14	449	Tyler Tewell	Appalachian State	OF/C	Atlanta Braves
15	460	Jared Leverett	Georgia Southern	LHP	Minnesota Twins
15	479	Alex Wilson	Wofford	RHP	Atlanta Braves
18	569	Ross Heffley	Western Carolina	2B	Atlanta Braves
19	590	Tyler Vanderheiden	Samford	RHP	New York Mets
21	649	Tyler Hollstegge	UNCG	RHP	Oakland Athletics
22	683	Jim Stokes	Elon	RHP	Cleveland Indians
26	797	Seth Grant	Appalachian State	RHP	Miami Marlins
28	858	Ryan Arrowood	Appalachian State	RHP	Colorado Rockies

# MLB FIRST-YEAR PLAYER DRAFT



28	876	Joseph Burns	Samford	LHP	Texas Rangers
33	1,027	Saxon Butler	Samford	1B	New York Yankees
36	1,110	Alex Swim	Elon	C	St. Louis Cardinals
37	1,147	Charles Basford	Samford	RHP	New York Yankees

## 2013 MLB First-Year Player Draft (22)

Round	Overall	Player	School	Pos.	Team
1	27	Phillip Ervin	Samford	OF	Cincinnati Reds
5	160	Joe Jackson	The Citadel	C	Texas Rangers
8	247	Nate Smith	Furman	LHP	Los Angeles Angels
9	267	Jake Zokan	College of Charleston	LHP	Seattle Mariners
10	290	C.K. Irby	Samford	RHP/DH	Minnesota Twins
17	511	Rob Marcello	Appalachian State	LHP	Philadelphia Phillies
18	540	Ryan Kinsella	Elon	1B	Arizona Diamondbacks
18	548	Julian Ridings	Western Carolina	OF	Tampa Bay Rays
19	576	Austin Pritcher	The Citadel	RHP	Detroit Tigers
22	650	Alex Swim	Elon	C	Minnesota Twins
22	660	Antonio Alvarez	Elon	SS	Arizona Diamondbacks
24	734	Sam Agnew-Wieland	Appalachian State	RHP	New York Yankees
30	907	Cambric Moye	UNCG	C	Los Angeles Angels
31	937	Taylor Johnson	Furman	OF	Los Angeles Angels
32	965	Kyle Webb	Elon	RHP	St. Louis Cardinals
32	971	Dominique Vattuone	UNCG	RHP	Oakland Athletics
33	977	Tyler White-S	Western Carolina	3B	Houston Astros
34	1,021	David Whitehead	Elon	RHP	Philadelphia Phillies
34	1,034	Hector Crespo	Appalachian State	2B	New York Yankees
36	1,067	J.D. Osborne	Wofford	LHP	Houston Astros
37	1,122	Will Callaway	Appalachian State	SS	San Francisco Giants
40	1,207	Ben Carlson	Furman	RHP	Los Angeles Angels

## 2014 MLB First-Year Player Draft (15)

Round	Overall	Player	School	Pos.	Team
3	82	Sam Howard	Georgia Southern	LHP	Colorado Rockies
3	102	Max Povse	UNCG	RHP	Atlanta Braves
10	291	Adam Martin	Western Carolina	C	Seattle Mariners
12	371	Tyler Filliben	Samford	SS	Pittsburgh Pirates
13	392	Bo Thompson	The Citadel	1B	New York Yankees
15	439	Jeremy Null	Western Carolina	RHP	Chicago Cubs
19	557	Mason Davis	The Citadel	2B	Miami Marlins
20	594	Aaron Attaway	Western Carolina	SS	Toronto Blue Jays
22	666	Tripp Martin	Samford	3B	Texas Rangers
22	667	Ryan Pennell	Elon	LHP	Tampa Bay Rays
26	772	Jacques de Gruy	Furman	RHP	Philadelphia Phillies
30	915	Josh Wirsu	Georgia Southern	RHP	St. Louis Cardinals
31	923	Dylan Thompson	UNCG	RHP	Colorado Rockies
37	1,107	Tyler Wood	Furman	RHP	San Diego Padres
40	1,199	Eric Alonzo	Georgia Southern	RHP	Los Angeles Angels

## 2015 MLB First-Year Player Draft (10)

Round	Overall	Player	School	Pos.	Team
5	150	Ryan Clark	UNCG	RHP	Atlanta Braves
7	204	Luke Leftwich	Wofford	RHP	Philadelphia Phillies
10	303	James Reeves	The Citadel	LHP	New York Yankees
12	354	Skylar Hunter	The Citadel	RHP	Philadelphia Phillies
14	426	Matt Winn	VMI	C	San Francisco Giants
17	496	Austin Mason	The Citadel	RHP	Arizona Diamondbacks
22	672	Jordan Tarsoovich	VMI	2B	Los Angeles Dodgers
28	832	Bradley Strong	Western Carolina	2B	Chicago White Sox
29	861	Will Stillman	Wofford	RHP	Boston Red Sox
31	927	Andres Gracia	Samford	RHP	San Diego Padres

## 2016 MLB First-Year Player Draft (17)

Round	Overall	Player	School	Pos.	Team
1	11	Kyle Lewis	Mercer	OF	Seattle Mariners
3	95	Heath Quinn	Samford	OF	San Francisco Giants
6	174	Will Stillman	Wofford	RHP	San Diego Padres
9	261	Trey York	ETSU	2B	Milwaukee Brewers
14	435	Hagen Owenby	ETSU	C	Pittsburgh Pirates
21	636	L.J. Kalawaia	UNCG	OF	Los Angeles Angels
22	649	Alex Lee	Samford	1B	Atlanta Braves
23	705	Garrett Brown	Western Carolina	OF	Pittsburgh Pirates
24	718	Hunter Smith	UNCG	RHP	Boston Red Sox
25	746	Charlie Madden	Mercer	C	Chicago White Sox
25	753	Colton Davis	Western Carolina	RHP	Minnesota Twins
29	862	Matt Millburn	Wofford	RHP	Oakland Athletics
29	865	Hunter Swilling	Samford	3B	Detroit Tigers
30	915	Chris Cook	ETSU	SS	Pittsburgh Pirates
33	998	Bryson Bowman	Western Carolina	OF	New York Yankees
38	1,141	Collin Woody	UNCG	3B	Baltimore Orioles
38	1,155	Aaron Maher	ETSU	OF	Pittsburgh Pirates

\* January Secondary Draft

^ June Secondary Draft

\$ Reached Major Leagues

## First-round MLB selections

Year	Overall	Player, school	Pos.	Team
1979	21	Atlee Hammaker, ETSU	LHP	Kansas City Royals
2010	41-S	Asher Wojciechowski, CIT	RHP	Toronto Blue Jays
2012	28	Victor Roache, GSU	OF	Milwaukee Brewers
2013	27	Phillip Ervin, SAM	OF	Cincinnati Reds
2016	11	Kyle Lewis, MER	OF	Seattle Mariners

## S - Supplemental round



Atlee Hammaker  
ETSU



Asher Wojciechowski  
The Citadel



Victor Roache  
Georgia Southern



Phillip Ervin  
Samford



Kyle Lewis  
Mercer

## Selections by school

School	Selections
Western Carolina	61
Georgia Southern	51
The Citadel	49
College of Charleston	45
Appalachian State	33
Elon	31
UNCG	26
ETSU	24
Furman	23
Davidson	21
Samford	19
VMI	15
East Carolina	13
Wofford	10
West Virginia	9
Marshall	6
Richmond	5
Mercer	2
William & Mary	2

## Selections by MLB team

Team	Selections
Arizona Diamondbacks	7
Atlanta Braves	27
Chicago Cubs	20
Cincinnati Reds	12
Colorado Rockies	12
Los Angeles Dodgers	12
Miami Marlins	14
Milwaukee Brewers	17
New York Mets	11
Philadelphia Phillies	17
Pittsburgh Pirates	23
San Diego Padres	19
San Francisco Giants	14
St. Louis Cardinals	31
Washington Nationals^	9
Baltimore Orioles	18
Boston Red Sox	8
Chicago White Sox	11
Cleveland Indians	15
Detroit Tigers	7
Houston Astros	6
Kansas City Royals	10
Los Angeles Angels	12
Minnesota Twins	12
New York Yankees	26
Oakland Athletics	23
Seattle Mariners	13
Tampa Bay Rays	9
Texas Rangers*	18
Toronto Blue Jays	11

^ The Nationals were the Montreal Expos from 1969-2004. This total includes six selections by the Expos.

\* The Rangers were the Washington Senators from 1961-71. This total includes four selections by the Senators.

## SoCon MLB Draft selections to make majors

School	Selections
Western Carolina	10
The Citadel	6
Georgia Southern	6
College of Charleston	5
East Carolina	2
Furman	2
Marshall	2
Appalachian State	1
ETSU	1
Richmond	1
VMI	1
Wofford	1



# COACHING RECORDS

## OVERALL WINS

Coch	School	Years (#)	Wins
1. <b>Fred Jordan</b>	<b>The Citadel</b>	<b>1992-16 (25)</b>	<b>815</b>
2. Chal Port	The Citadel	1965-91 (27)	641
3. Rodney Hennon	W. Carolina/Ga. Southern	1998-2014 (17)	621
4. Jim Morris	Appalachian State	1974-98 (25)	611
5. Ron Smith	Furman	1994-16 (23)	580
6. Mike Gaski	UNCG	1998-12 (15)	458*
7. Dick Cooke	Davidson	1993-2014 (22)	415
8. Malcolm Pitt	Richmond	1937-71 (35)	394
9. Mike Kennedy	Elon	2004-14 (11)	393
10. Jack Coombs	Duke	1929-52 (24)	381
11. John Pawlowski	College of Charleston	2000-08 (9)	338
12. Tom Wall	Furman	1970-71, 74-93 (22)	326
13. Jack Leggett	Western Carolina	1983-91 (9)	302
14. H. Burton Shipley	Maryland	1924-53 (30)	301
15. Steve Harrick	West Virginia	1951-67 (17)	297

\* 69 wins from 2009-11 later vacated

## OVERALL WINNING PERCENTAGE (MIN. 4 SEASONS)

Coch	School	Years (#)	Record	Pct.
1. Randy Hinson	Clemson	1939-40, 46-47 (4)	58-19-2	.747
2. Billy Laval	South Carolina	1928-34 (7)	89-33-1	.728
3. Steve Harrick	West Virginia	1951-67 (17)	297-131	.694
4. Jack Coombs	Duke	1929-52 (24)	381-171-3	.689
5. W.P. White	Georgia	1922-32 (11)	193-89-3	.682
6. Charley Lodes	ETSU	1979-83 (5)	166-84-1	.663
7. Pete Shields	Mississippi	1923-31 (9)	114-59-2	.657
8. Wallace Wade	Alabama	1924-27 (4)	61-32-2	.653
9. Jim Ashmore	North Carolina	1927-31 (5)	72-39-3	.645
10. John Pawlowski	Coll. of Charleston	2000-08 (9)	338-192-1	.637
11. Earl Smith	East Carolina	1966-72 (7)	131-76	.633
12. Bill Haywood	Western Carolina	1977-81 (5)	107-62-1	.632
13. Chuck Boone	Richmond	1972-76 (5)	96-56	.632
14. Keith LeClair	Western Carolina	1992-97 (6)	229-135-2	.628
15. Monte Lee	Coll. of Charleston	2009-13 (5)	187-111	.628



The Citadel's Fred Jordan is the all-time leader in overall and SoCon wins in league history. Jordan is entering his 26th year as the Bulldogs' skipper in 2017.

## SOCON WINS

Coch	School	Years (#)	Wins
1. <b>Fred Jordan</b>	<b>The Citadel</b>	<b>1992-16 (25)</b>	<b>392</b>
2. Rodney Hennon	W. Carolina/Ga. Southern	1998-2014 (17)	303
3. Ron Smith	Furman	1994-16 (23)	295
4. Chal Port	The Citadel	1965-91 (27)	253
5. Mike Gaski	UNCG	1998-12 (15)	230*
6. Jim Morris	Appalachian State	1974-98 (25)	218
7. Dick Cooke	Davidson	1993-2014 (22)	218
8. Mike Kennedy	Elon	2004-14 (11)	205
9. John Pawlowski	College of Charleston	2000-08 (9)	170
10. <b>Bobby Moranda</b>	<b>Western Carolina</b>	<b>2008-16 (9)</b>	<b>146</b>
11. Malcolm Pitt	Richmond	1937-1971 (35)	145^
12. Steve Harrick	West Virginia	1951-67 (17)	137
13. Todd Raleigh	Western Carolina	2000-07 (8)	132
14. Tom Wall	Furman	1970-71, 74-93 (22)	124
15. Jack Stallings	Georgia Southern	1992-99 (8)	119


\* 32 SoCon wins from 2009-11 later vacated

^ Conference records for 1937-46, 1949, 1951 and 1953 unavailable and not included

## SOCON WINNING PERCENTAGE (MIN. 4 SEASONS)

Coch	School	Years (#)	Record	Pct.
1. Charley Lodes	ETSU	1979-83 (5)	55-17	.764
2. Jack Leggett	Western Carolina	1983-91 (9)	103-39	.725
3. Keith LeClair	Western Carolina	1992-97 (6)	99-38	.723
4. Steve Harrick	West Virginia	1951-67 (17)	137-58	.703
5. Earl Smith	East Carolina	1966-72 (7)	72-31	.699
6. Bill Haywood	Western Carolina	1977-81 (5)	48-23	.676
7. John Pawlowski	Coll. of Charleston	2000-08 (9)	170-86-1	.663
8. Chuck Boone	Richmond	1972-76 (5)	47-24	.662
9. Mike Kennedy	Elon	2004-14 (11)	205-109	.653
10. Monte Lee	Coll. of Charleston	2009-13 (5)	96-53	.644
11. Jack Stallings	Georgia Southern	1992-99 (8)	119-67	.640
12. Rodney Hennon	WCU/GSU	1998-2014 (17)	303-184	.622
13. Chal Port	The Citadel	1965-91 (27)	253-156-1	.618
14. Bill Reinhart	George Washington	1950-66 (17)	91-61-1	.598*
15. C.R. "Dudy" Noble	Mississippi State	1922-32 (11)	88-62-1	.586

\* Conference records for 1950-52 seasons unavailable and not included



A 1966 inductee into the American Baseball Coaches Association Hall of Fame, Jack Coomb coached Duke to 381 wins from 1929-52.